

SOLUTIONS DESIGNED TO HELP YOU **WORK BETTER**



WELDING | ABRASIVES | POWER TOOLS
CUTTING TOOLS | LUBRICANTS | MRO | DEGREASERS
PERSONAL PROTECTION | VENTILATION | CONFINED SPACE EQUIPMENT

HELPING METALWORKERS ACHIEVE GREATNESS

WALTER was created thanks to a man's will to help. Walter Somers, a mechanical engineer from Germany arrived in Canada in 1939 when World War II started. After noticing Canadian workers' limited tooling and training, he saw the opportunity to contribute to greater industrial successes.

In 1952, WALTER Surface Technologies was founded driven by a will to outperform and improve productivity. The WALTER team visited end users one by one to help them work better. This unique customer-centric approach provided significant and measurable improvements to metalworkers output and set WALTER apart.

At WALTER, we believe that everyone has the potential to build, fabricate, construct, finish and erect great projects. With safe tools, productive consumables and the right recommendations, workers are enabled to do better work. We provide the means to achieve greatness through three pillars: productivity, safety and customer experience.

We help our customers achieve greatness by asking ourselves every day: how can we help them work better? It's the only question that matters and the reason why we exist.

At WALTER, we help our customers Achieve Greatness™.



OUR SOLUTIONS AT A GLANCE

METALWORKING SOLUTIONS p. 11

01	WELDING	17	07	MRO CHEMICALS	159
02	CUTTING	41	08	HIGH-PERFORMANCE DEGREASING SOLUTIONS	167
03	GRINDING	61		ACCESSORIES	203
04	FINISHING	79		WALTER VENDING PROGRAM.....	210
05	BRUSHING	127			
06	POWER TOOLS.....	141			

CUTTING TOOL SOLUTIONS p. 217

01	DRILLS	221	07	MAGNETIC DRILLS	439
02	TAPS	355	08	REAMERS	451
03	DIES	395	09	END MILLS.....	463
04	CARBIDE BURRS	403	10	COUNTERSINKS	477
05	ANNULAR CUTTERS.....	419	11	CUTTING FLUIDS AND LUBRICANTS	483
06	TCT HOLE CUTTERS	435			

SAFETY SOLUTIONS p. 499

01	RESPIRATORY	503	06	VENTILATION.....	605
02	HEAD AND FACE PROTECTION.....	565	07	CONFINED SPACE EQUIPMENT.....	639
03	ERGONOMICS	583	08	OUTDOOR EQUIPMENT	645
04	EYE PROTECTION.....	595	09	WALL CASES	649
05	AIR SAMPLING	603			

PRODUCT LISTING p. 655

NEW PRODUCTS



PAGE 18

SURFOX™ WELD CLEANING SYSTEMS

Fastest, safest, and easiest-to-use weld cleaning systems on the market

All units have increased output to clean welds faster than ever before and some even include dual-user capabilities so multiple users can work with the same machine. All units also include improved functionality with digital display and multiple language settings.



ALLSTEEL TURBO™

Economical industrial-grade flap disc for aggressive removal

ALLSTEEL TURBO™ combines a self-sharpening zirconia alumina abrasive grain blend and optimal flap configuration to maximize removal rate. ALLSTEEL TURBO™ is an economical solution for operators who need a quality, industrial-grade flap disc that can get the job done quickly and safely.



NITRO® + DRILL BITS

Heavy-duty HSS drills with Black & Gold surface treatment for hard-metal drilling

Nitro® drills (NAS Type B) offer superior performance over conventional HSS drills. The 135° Split Point reduces walking at the drill point and makes these drills ideal for handheld applications. Its 3-flute shank helps reduce slippage in the drill chuck for a smoother operation.



SCRATCH BRUSHES

Versatile scratch brush for wide range of applications

A curved metal-core design combined with high-quality crimped wire allows for comfortable and productive brushing in a wide variety of applications, using only one brush. To reduce the number of brushes needed in your operation, turn to WALTER's new line of scratch brushes.



SUPER SINGLES® VARIABLE ADF LENS

Get superior optical clarity and variable shades

The new and improved Super Singles® welding lens boasts all the same features as the Singles® lineup, including HD technology, but with variable shade and delay settings as well as grind mode so you get all the bells and whistles from the most premium welding lenses in one affordable retrofit lens. Compatible with most 2x4 welding helmets.



SLAP SHOT™ LOW VOC

Meets new regulations without compromising on effectiveness

The new SLAP SHOT™ LOW VOC is a powerful and highly effective degreaser that dissolves and removes grease, oil and dirt on contact to maximize your productivity. Adapted to the new VOC regulations coming into effect in 2024, it contains less than 10% VOCs with the same cleaning power as traditional SLAP SHOT™.



BRASS BRUSHES

For working in hazardous or extremely sensitive environments

WALTER's brass brushes are made with 100% brass wire and are the perfect choice for spark-free brushing in hazardous environments or in operations where cleaning is needed without removing the base material. The perfect combination of productivity and efficiency without compromising on safety.



PAGE 575

ORBIT™ WELDING HELMET

Three high-definition auto-darkening lenses to provide an out-of-this-world welding experience

Its 24-square-inch viewing area and its 3 lenses improve the peripheral view of surroundings, making it one of the favourite helmets in the WALTER line. Plus, its wider-fit design allows for a more comfortable welding experience. It includes external controls for shade adjustment and grind mode, HD Technology and much more.



PAGE 608

8" AXIAL AC PLASTIC MINI-PAK BLOWER

All-in-one unit is the lightest and shortest in the industry

This high-output blower's compact design stores ducting inside the blower housing for an all-in-one unit for ease of operation, transportation, and storage! The "safety orange"-colored plastic housing is durable, lightweight, corrosion-, UV-, and chemical-resistant with a molded-in carry handle for increased portability.



PAGE 44

ZIP™ XX

Ceramic cutting wheel for faster cuts and outstanding durability

Made with unique ceramic grains to cut longer, faster, and safer into steel and stainless steel, the ZIP™ XX is also engineered with our proprietary SMART RESIN™ technology which allows the wheel to expose fresh grains at the optimal moment to maximize longevity and sharpness. Lasts at least 30% longer than ceramic competitors and cuts up to 10% faster than aluminum oxide wheels.



PAGES 250 AND 284

NITRO® DRILLS BLISTER PACKS

Popular NITRO® heavy-duty HSS drills now available in single-carded packs

Perfect for displays or vending machines, these drills are manufactured from premium-grade M2 high-speed steel. With a Black & Gold surface treatment, they are designed for use in stainless steel and other hard-metal drilling applications.

PAGE 531

4-WORKER BREATHING AIR FILTRATION PANEL CART

Portable and rugged air-source solution

Filters impurities and hydrocarbons from an air compressor and converts it to breathable air. All components are housed in a portable and rugged Pelican case mounted on a powder-coated steel cart w/ telescopic handle for ease of storage and shipping. To meet OSHA requirements, an optional CO monitor is available for continuous monitoring of carbon monoxide levels.



STAR PRODUCTS

METALWORKING SOLUTIONS

PAGE 46

ZIPCUT™ Setting the industry standard for cut-off wheels

Faster, cooler, freer cutting and heavily reinforced for added safety, the ZIPCUT™ provides premium performance while resisting twisting and bending. This allows for a true, straight cut, every time. The end result is a wheel that improves worker safety while delivering unrivaled value.



PAGE 63

XCAVATOR XX™ Ultra-fast material removal and comfort

With its unique ceramic-grain blend and SMART RESIN™ technology, which allows the wheel to expose the fresh grains at the optimal moment to maximize longevity and sharpness, the ferrous-free XCAVATOR XX™ is the most productive wheel for heavy-duty grinding on steel and stainless steel.



PAGE 91

XTRACUT™ Highest performance sanding disc in steel

Optimized self-sharpening ceramic grains enable consistent, high performance making it most productive sanding disc for steel production. Plus, the exclusive V-STRONG™ backing, which has 14% more layers of vulcanized fibers, delivers increased durability and resistance to wear and tear, allowing the disc to withstand high-speed abrasive action in the most demanding applications.



PAGE 80

ENDURO-FLEX™ FLAP DISCS The longest life and highest overall material removal in the industry

Assembled with MAX LIFE™ cold-curing glue, which maintains the moisture levels of the abrasive, the ENDURO-FLEX™ flap disc family lasts longer and delivers more consistent performance than competitive flap discs. This exclusive glue prevents exposure to excessive heat during manufacturing, avoiding micro-cracking and drying out, ensuring you get the freshest and most productive abrasive possible.



PAGE 32

E-WELD 3™ Dual-purpose, high-temperature anti-spatter and cleaning solution

E-WELD 3™ is a high-performance anti-spatter solution that both cleans the workpiece and protects it from high-energy spatter, eliminating an extra step in the welding process while avoiding costly rework. The E-WELD 3™ is often the preferred solution for use on stainless steel.



PAGE 175

CB 100™ Industrial-strength part cleaner and degreaser

Powered by our exclusive Nature Boost™ formula, CB 100™ is unsurpassed in its ability to remove the most stubborn industrial contaminants.



CUTTING TOOL SOLUTIONS

PAGE 414

CARBIDE BURRS Fast material removal and longest life

High-performance carbide burrs are made with the highest grade of tungsten carbide and are manufactured with the highest degree of accuracy for perfect concentricity and balance.



PAGES 250 AND 284

NITRO® DRILLS Heavy-duty HSS drills with Black & Gold surface treatment

Manufactured from a premium-grade of M2 high-speed steel, these drills are designed for use in stainless steel and other hard-metal drilling.



PAGE 442

ICECUT MINI™ MAGNETIC DRILL

**Low-profile magnetic drilling unit
for confined spaces**

Measuring in at only 7 inches tall, the ICECUT MINI™ is the ultimate compact, low-profile magnetic drilling unit for making holes in tight spaces from H-beams to truck frames, and other applications where space may be limited.



PAGE 458

NITRO® SAFETY FIRST REAMERS

**Protects against the danger
of a falling reamer**

Ideal for use with air impact tools, two NEO40 magnets are placed in the hex nut to reduce the risk of the reamer falling out of the socket while in use.



PAGE 436

TCT HOLE CUTTERS

Ultra-hard teeth

Tungsten Carbide Tipped (TCT) Hole Cutters are a cost-effective alternative to bi-metal hole saws. Designed for drilling large-diameter holes in both ferrous and non-ferrous materials. Excellent performance and portability makes them ideal for a wide range of trade professionals.



SAFETY SOLUTIONS

PAGE 567

SINGLES® RETRO-FIT WELDING LENS

**Upgrade your view with the
best optical clarity in the industry**

Retro-fit your welding helmet with superior optical clarity with an ArcOne® Singles Lens. Upgrade your welding experience as well as the quality of your work, all while keeping your eyes protected.



PAGE 640

MAGNETIC MANHOLE LID LIFTER

**Designed for quick and safe
removal and replacement of
manhole covers by yourself**

Minimizes stress and strain on the back and body while eliminating the need for pry bars. Collapsible for easy storage and transport.



PAGE 560

VISION® BFFVX PAPR SYSTEM

**Breathe easy with accessible
respiratory protection solutions**

Weld and breathe easy with the ArcOne® Airplus® PAPR System. This unit boasts a 17-square-inch viewing area in addition to an 8-setting airflow control and long battery life. This unit comes equipped with a new flexible breathing hose, pre-filter, and spark arrester.



PAGE 591

VORTEX COOLING OR HEATING VEST

**Continuous cooling or heating
for maximum comfort**

Delivering constant and adjustable cooling or heating, the Vortex Vest is especially popular for workers in confined spaces as well as foundries, steel mills, asbestos abatement, and paint-baking operations. This vest offers full range of motion and can be worn under protective clothing.



PAGE 609

8" AXIAL AC PLASTIC BLOWER W/ COMPACT CANISTER & DUCTING

**Compact canister is the lightest
and shortest on the market!**

Keeps workers comfortable, while keeping them safe. Lightweight, portable, compact, durable, and quiet. Made from corrosion-, UV- and chemical-resistant "safety orange"-colored polyethylene for high visibility.



PARTNERSHIP IN PRODUCTIVITY PROGRAMS

CHEMICAL AUDITS AND PROCESS OPTIMIZATION

Increased productivity and safety through professional audits

WALTER technicians analyze your contaminants and cleaning processes and recommend ways to improve efficiency and productivity. We provide a detailed cost analysis report to help you make informed decisions, consolidate product requirements and optimize inventory. Our trained professionals make suggestions, demonstrate products, and let you see for yourself how well WALTER products work. Chemical audits help consolidate product requirements and optimize inventory.



SAFETY SEMINARS AND INDUSTRY TRAINING

Because health and safety are top priority

As an addition to WALTER's value-added services, we offer FREE Safety Seminars to encourage a safer work environment. Whether it is the Abrasives Safety Seminar or the Chemical Safety Seminar that you are interested in, WALTER works with you to customize the perfect training for your team. We provide hands-on training at our fully-equipped campus so your team can innovate and operate safely. While training, you will work with our professional Product Management Team.



PRODUCT DEMONSTRATION

Our team is trained to listen and provide innovative solutions that answer your specific needs. With our mobile product demonstration trucks, WALTER's team can easily go to your facility and help make the fabricating and finishing process more efficient, reducing both abrasive spend and overall production costs.



THE BUCKET PROGRAM

Evaluation of cost savings potential and improved worker safety

WALTER will assist in optimizing your workflow and cost savings by analyzing your abrasive and tooling usages and work processes through our Bucket Program. Based on our analysis, we will be able to make recommendations on how you can improve efficiency, reduce abrasive costs, improve productivity and encourage safer working habits, maximizing every dollar spent on consumables.



PRODUCTIVITY REPORTS

Working to positively impact your business

Accompanying every Bucket Program analysis, a detailed productivity report comparing WALTER products versus competitive products in terms of yearly usage, removal, labour time and cost, product life and product cost. The goal of the productivity report is to provide you with all the facts in hand, so that you can optimize your productivity and make adjustments that will positively impact your business.



TRADESCHOOL PROGRAM

Helping instructors and providing future welders with the right tools

Turn a portion of your spending as well as your students' purchases into scholarships with our reward program. Our instructors provide customizable and interactive on-site training seminars to support welding instructors and their classrooms. WALTER also offers educational videos, mobile apps, posters, technical guides and more!



THE MONEY MAKER GUARANTEE

WALTER Money Maker Guarantee certifies that all WALTER products are designed, manufactured and sold with our total commitment to saving time, lasting longer and making money for you. Your total satisfaction is paramount to us, which is why we will reimburse you for your original purchase price*. That is our guarantee.

** WALTER will reimburse up to \$1000 via free products if you are not completely satisfied.*



YOUTUBE VIDEOS

Access product trainings and spotlights, anywhere, anytime:



Visit the WALTER Network

www.youtube.com/user/TheWalterNetwork



Visit the ALLEGRO INDUSTRIES Channel

www.youtube.com/user/AllegroIndustries



SPOTLESS

ANDREW OVERING
FOREMAN & TECHNICAL SUPERVISOR

“
Stainless steel is a very difficult material to work with. Working with the right tools is crucial to making sure that all of our tanks come out spotless.
”

Andrew has always been a very curious person. From an early age, he's been fascinated by how things are put together. Not surprisingly, his favorite toys were Legos and K'nex.

One day he met a welder. He immediately found his calling as he watched the metalworker form, cut, and join. Within 3 weeks, he was registered at his local trade school. After completing the program, he accepted a welding job at a newly opened tanker manufacturer, and he's been working there ever since.

Sixteen years later, Andrew has learned and mastered every single process in the tanker industry. He's the go-to person for technical assistance. He enjoys «teaching others various methods, as well as sharing tips and tricks that you might not have learned in school. I'm always willing to help people».

He is now the shop's foreman. He loves his job, and it shows. Cutting corners is not an option for him. «Stainless steel is a very difficult material to work with. Working with the right tools is crucial to making sure that all our tanks come out of here spotless». He's also responsible for signing off on every tank. «I consider myself a perfectionist. I will always try to outdo my last tank and I make sure that everybody else that works with me follows the same desire to do better every single time».

His motto is «I can fix just about anything that is broken». This also applies to his hobbies outside of work. He has renovated his house by himself and hasn't paid a mechanic to repair his cars in over ten years.

Getting an impeccable finish on tanks is not an easy feat. According to Andrew, using the right tools is key: «When it comes to abrasive work, you want to do as little manual labor as possible. A long day of grinding can be hard on your hands and hard on your back. The better your tool is, the faster you're going to remove material and the better your product is going to be». Andrew wants to continue repairing and building tanks. «It's such a rewarding industry that I don't picture myself anywhere else».

Perhaps a new generation of tank builders is in the works. His 3-year-old is always on the lookout for large tanks when in the car with his dad. Andrew always makes sure to say, «daddy built this!» when seeing a tank on the road. That's how proud Andrew Overing is of what he does. To him, they are more than just tankers, they are pieces of art.

 **WALTER**
Achieve Greatness™

METALWORKING SOLUTIONS

WELDING

CUTTING

GRINDING

FINISHING

BRUSHING

POWER TOOLS

MRO CHEMICALS

HIGH-PERFORMANCE
DEGREASING SOLUTIONS

ACCESSORIES

WALTER VENDING PROGRAM

 **WALTER**

SAFETY FIRST

Tips on the safest and most effective use of abrasives and power tools*



- Disconnect the power tool prior to changing abrasives.
- Inspect the abrasive for any sign of damage. Do not use if damaged.
- Check MAX. RPM on abrasive and check the spindle speed of the tool. Never run an abrasive faster than its MAX. RPM (or M.R.S. = Maximum Rated Speed).
- Mounting: Use only approved mounting hardware for the abrasive at hand. Above all, the clamping hardware must center the wheel securely and provide the required support to the abrasive.
- Abrasives must be used with safety guards in place as indicated on the label. Adjust guards to protect the operator.
- Always wear eye protection. Wear face, body, ear and dust inhalation protection as needed.
- Practice safe working methods: Secure the workpiece, hold the tool firmly, avoid cluttered and badly lit work areas.
- Ensure adequate protection of other workers in the vicinity.
- Do not use abrasives and tools over their rated capacity, follow manufacturer's instructions.
- Service power tools regularly and according to manufacturer's instructions to keep them in good working condition and maintain their performance. Do not use if damaged.

*WALTER abrasives are designed for use as directed in all applicable safety codes, such as CSA, WHMIS, ANSI, OSHA and other regulatory bodies. Always work within these applicable rules and regulations.

SAFEST AND MOST EFFECTIVE WORK METHODS



GRINDING

Type 27 depressed center grinding wheels are designed to be used at a 15° to 20° working angle.



FLEXCUT

FLEXCUT flexible grinding wheels are best used with a working angle of 10° to 15°.



FLAP DISCS

Flap discs are designed to be used at a working angle of 4° to 10°. Never use flat.



SANDING DISCS

Fiber backed sanding discs work best at a working angle of 4° to 10°. They must be used on a full size flexible backing pad.



CUT-OFF WHEELS

Choose direction of cut to present the narrowest cross section of the material to the wheel. Cut large solids with a moderate rocking motion. Avoid twisting and bending of the wheel in the cut. Do not use a cut-off wheel for deburring unless otherwise specified.



FLAP WHEELS

Apply moderate working pressure when working with flap wheels – let the tips of the flaps do the work.



WIRE BRUSHES

Work with the face of a wire brush. Apply moderate working pressure to let the wire tips do the work and prevent excessive bending of the wire.

STORAGE TIPS FOR ABRASIVE PRODUCTS

- Keep abrasives in their original packaging, to protect them from water and excessive heat.
- Coated abrasives, such as fiber discs, flap discs and cloth belts perform best when stored in an area with 50% humidity at 22 °C (70 °F).

SAFETY SEMINAR

WALTER offers free in-plant safety seminars to promote the safe use of abrasives. Reserve your safety seminar today by calling: **1-888-592-5837**. For more information, visit walter.com/safety

IMPORTANT

METALWORKING SOLUTIONS

TABLE OF CONTENTS

Products	Page	Products	Page
Safety First!	12		
WALTER icons legend	16		
01 WELDING	17	02 CUTTING	41
SURFOX WELD CLEANING		ZIP Family products at a glance	42
Why is passivation important?	18	ZIPCUT Features	43
SURFOX unit selector	18	ANGLE GRINDER CUT-OFF WHEELS	
WELD CLEANING UNITS		11-T ZIP XX	44
54-D SURFOX 305 MIG & TIG and accessories	19	11-H ZIP TITAN	45
54-D SURFOX 205 and accessories	20	11-T ZIPCUT	46
54-D SURFOX Mini and accessories	21	11-T ZIPCUT SPIN-ON	47
54-D SURFOX Turbo and accessories	22	11-T ZIP+ XTRA	48
SURFOX SOLUTIONS		11-R TOUGH CUT	48
54-A SURFOX-G, SURFOX-T and SURFOX-N solutions	24	11-T ZIP ONE	49
54-A SURFOX Pre-Weld, SURFOX Renew and SURFOX Shine cleaners and protectors	25	11-F ZIP STAINLESS	50
54-B SURFOX accessories	26	11-U ZIP ALU	50
MARKING AND ETCHING UNITS		ANGLE GRINDER CUT AND GRIND WHEELS	
54-B Standard marking kit/Pro marking kit	27	11-T COMBO ZIP	51
54-B Permanent stencils	27	STRAIGHT GRINDER CUT-OFF WHEELS	
54-A/54-B Marking kit accessories	28	11-L ZIP	52, 53
PASSIVATION MEASUREMENTS		11-U ZIP ALU	53
54-T SURFOX Surface measuring system/Passivation tester	29	CHOP SAW CUT-OFF WHEELS	
ANTI-SPATTER SOLUTIONS		10-H/10-L/10-P/10-Q CHOPCUT	54
Why use anti-spatter solutions?	30	STATIONARY SAW CUT-OFF WHEELS	
Product selection chart	30	10-A/10-B/10-C RIPCUT	55
53-F SPATTER BLOCK Anti-spatter emulsion	31	GAS SAW CUT-OFF WHEELS	
53-F SPATTER BLOCK HT High temperature anti-spatter	31	11-A/11-D PORTACUT	56
53-F E-WELD 3 High temperature anti-spatter solution	32	RAIL SAW CUT-OFF WHEELS	
53-F E-WELD 4 Premium anti-spatter emulsion	32	11-V RAILCUT II	57
53-L Industrial pump sprayers	33	ALLSTEEL	
53-L Refillable trigger sprayers	33	11-W ALLSTEEL cut-off wheels and mini cut-off wheels	58
AIR FORCE SYSTEMS		11-W ALLSTEEL chopsaw wheels	58
Benefits	34	11-W ALLSTEEL gas saw wheels	58
57-D Start-up packages for SPATTER BLOCK, SPATTER BLOCK HT, E-WELD 3, E-WELD 4	35	03 GRINDING	61
CUTTING TABLE PROTECTION		Grinding products at a glance	62
53-F E-WELD Plasma	36	ANGLE GRINDER GRINDING WHEELS	
NOZZLE PROTECTION		08-X XCAVATOR XX	63
53-F E-WELD Nozzle	37	08-P XCAVATOR	64
53-F SPATTER BLOCK Gel	37	08-B 1/4" HP	65
53-F E-WELD Pre-coated nozzles	39	08-B 1/8" HP COMBO	66
		08-H/08-K HP XX	67
		08-F STAINLESS	68
		08-L ALU	69
		08-D/08-E CONCRETE	69
		15-L FLEXCUT	70
		15-L FLEXCUT MILL SCALE	71
		08-N PIPEFITTER	72

Products	Page
CUP STONES	
12-A/12-B HP cup wheels	73
PLUGS, CONES AND MOUNTED POINTS	
12-C Plugs and cones	74
12-D Mounted points	74, 75
BENCH GRINDING	
12-E Bench grinding wheels	76
ALLSTEEL	
08-W ALLSTEEL grinding wheels	78
04 FINISHING	79
	BLENDING products at a glance 80
FLAP DISCS	
06-B/15-R ENDURO-FLEX	81
	ENDURO-FLEX comparison tests 82
15-U/06-U ENDURO-FLEX ALU	83
06-F/15-Q ENDURO-FLEX STAINLESS	84
15-I ENDURO-FLEX 2-in-1	85
15-I ENDURO-FLEX 2-in-1 TURBO	85
	ENDURO-FLEX TURBO comparison tests 86
06-A ENDURO-FLEX TURBO	87
ALLSTEEL	
06-W/15-W ALLSTEEL flap discs	88
	SANDING products at a glance 90
FIBER DISCS	
15-A XTRACUT	91
15-A XTRACUT QUICK-CHANGE	91
15-X COOLCUT XX	92
15-X COOLCUT XX QUICK-CHANGE	93
15-P TOPCUT	94
15-C COOLCUT	94
15-T ERGOFLEX	95
15-D/15-M Backing pads	96, 97
FLAP WHEELS	
15-E TWO-IN-ONE	98
15-F COOLCUT	98, 99
HAND ABRASIVES	
07-A/07-B BLENDEX hand pads and rolls	100
14-A/14-C COOLCUT shop rolls and hand sheets	101
LINEAR SURFACE FINISHING SYSTEM	102
07-J COOLCUT flap drums	103
07-K Two-In-One Drums and Two-In-One Turbo Drums	103
07-M/07-T BLENDEX drums, BLENDEX HD drums and buffing drums	104
07-T Inox Tape	104
07-T High polish drum belts	104
07-F/07-H Pneumatic and expanding drums, drum belts	105
07-T INSTANT POLISH drum belts	106
07-H/07-T BLENDEX T-lock belts and T-lock felt belts	106
07-H Hand Rail finishing kit	106
07-L FX FLEX drums	107
13-M Linear crimped brushes	107
30-A LINE-MATE III system	107
30-A RAIL-MATE system	108
14-X COOLCUT XX RAIL-MATE belts	109
07-D BLENDEX RAIL-MATE belts	109

Products	Page
07-T RAIL-MATE polishing belts and polishing pastes	109
14-B/14-D/07-D Coated and non-woven abrasive file belts	110
CIRCULAR FINISHING QUICK-STEP SYSTEM	111
07-Q QUICK-STEP metal surface finishing system and backing pads	112
07-Q/07-X QUICK-STEP FX and QUICK-STEP FLEX discs	113
15-V/07-Q QUICK-STEP XX sanding discs, interface pads	114
07-T Polishing pastes	114
07-R/07-T QUICK-STEP BLENDEX surface conditioning discs	115
07-U BLENDEX U discs, wheels and mounted points	116
07-T INSTANT POLISH flap discs	117
07-T ULTIMATE SHINE flap discs	117
07-T FELT CUP disc	117
07-T Polishing pastes	117
07-X FX Cleaning abrasives and accessories	118
07-X FX STAINLESS non-woven abrasives	119
07-U BLENDEX U Turbo	119
07-Q QUICK-STEP starter kit	119
30-A ULTI-MATE finishing system	120
TWIST SURFACE FINISHING SYSTEM	
04-X TWIST backing pads	121
04-X TWIST flap discs	121
04-F TWIST CF (Clean & Finish) discs	121
04-C TWIST COOLCUT XX sanding discs	122
04-D TWIST TOPCUT sanding discs	122
04-G TWIST BLENDEX conditioning discs	122
04-U TWIST BLENDEX U discs	123
04-T TWIST felt discs and polishing pastes	123
04-L FX surface cleaning discs	123
04-Z TWIST starter kits	123
ALLSTEEL	
09-X/09-A/09-D/09-G ALLSTEEL SPINLOCK quick-change backing pads, flap discs, resin fiber discs and surface conditioning discs	124, 125
09-Z SPINLOCK starter kits	125
05 BRUSHING	127
	Power brushes introduction and chart 128, 129
13-D/13-E/13-F/13-G Wire cup brushes	130, 131
13-J/13-K/13-L Wire wheel brushes	132
13-H Saucer cup brushes	133
13-C Mounted wire brushes	134, 135
13-M Linear crimped brushes	135
13-B Wire wheel brushes for bench and pedestal grinders	136
ALLSTEEL	
13-W ALLSTEEL wire brushes	138
13-W/09-C ALLSTEEL wire brushes and mounted wire brushes	139, 140
06 POWER TOOLS	141
	Features 142, 143
ANGLE GRINDERS	
30-A 4.5" MINI - MINI PS - MINI PLUS	144
30-A 5" SUPER 5 - SUPER 5 PS - PRO 5	145
30-A 6" BIG 6 - BIG 6 PS	146
30-A IRONMAN - IRONMAN PS	147

Products	Page
30-A MAXI 7", MAXI 9"	148
30-G Grinder Grip magnetic accessory	149
STRAIGHT GRINDERS	
30-A STRAIGHT-MATE	151
FINISHING TOOLS	
30-A QUICK-STEP FINISHER	152
30-A QUICK-STEP BIG BUFF III	153
30-A ULTI-MATE	154
30-A RAIL-MATE	155
30-A QUICK-STEP LINE-MATE III	156
30-A DIALSPEED 6141	157
30-A DIALSPEED 6145	158
07 MRO CHEMICALS	159
MRO Chemicals Solutions	160
CHAIN AND GEARS LUBRICANTS	
53-D CHAIN GANG	161
53-E OPEN GEAR	161
FOOD GRADE LUBRICANTS	
53-D FOOD ZONE	162
53-D FOOD ZONE V	162
ADHESIVE LUBRICANT	
53-D HANG-ON	163
ANTI-SEIZE LUBRICANT	
53-D ROCK'N ROLL	163
PENETRANTS	
53-D BOLT-OUT	164
53-D COLD SHOCK	164
CORROSION PROTECTION	
53-H ZINC 100	165
53-H ZINC 200	165
53-H SHIELD PRO	165
CLEANING, LUBRICATING AND TEMPORARY PROTECTION	
53-X OMNI	166
08 HIGH-PERFORMANCE DEGREASING SOLUTIONS	167
Liquids - Available sizes	168
Cleaner characteristics	169
Cleaning and degreasing selection chart	170, 171
FAST-EVAPORATING DEGREASERS	
53-C SLAP SHOT	172
53-C SLAP SHOT PL	172
53-C AF-PL	173
53-C AIR FORCE AF-PL refilling system and accessories	173
ELECTRONIC CONTACT CLEANING	
53-C CONTACT CLEAN	174
PARTS WASHING SOLUTIONS	
53-G CB-100	175
53-G CB-100 ALU	175
BIO-REMIEDIATING PARTS WASHING SOLUTIONS	
55-A BIO-CIRCLE L	177
53-L Proportioning system for bulk cleaners	195
55-A BIO-CIRCLE ULTRA	178
55-A BIO-CIRCLE AERO	178
PARTS WASHING MACHINES AND KITS	
55-D BIO-CIRCLE MAXI	179
55-D CB 100 start-up packages	179
55-D BIO-CIRCLE start-up packages	179

Products	Page
AUTOMATIC PARTS WASHING	
53-G STAR 200	180
53-G ALUSTAR 200	181
53-G ALUSTAR 300	181
MULTI-PURPOSE CLEANERS AND DEGREASERS	
53-G UNO S	182
53-G UNO SF	182
53-G Heavy-duty cleaner, degreaser and disinfectant	183
53-G Scrubbing, disinfecting and degreasing surface towels	183
CLEANING, LUBRICATING AND TEMPORARY PROTECTION	
53-X OMNI	184
HEAVY-DUTY TAR AND BITUMEN REMOVERS	
53-G SC 400	185
53-G Heavy-duty citrus degreaser	185
53-G ALL-SEASON	186
HEAVY-DUTY INK AND PAINT REMOVERS	
53-G SC 400 FOAM	187
53-G PRO-CLEAN	187
GLASS CLEANER	
53-G FT 100	188
RUST REMOVAL SOLUTIONS	
53-G POWER CLEANER 100	189
53-G BIO-RUST	190
SURFACE PREPARATION CLEANER	
53-G FT 200	191
STAINLESS STEEL SOLUTIONS	
53-G FT 100	192
53-G E-NOX CLEAN	192
53-G E-NOX SHINE	193
53-G Stainless steel cleaner	193
AEROSOL CAN REFILL STATIONS	
53-M AIR FORCE OMNI	194
53-M AIR FORCE AF-PL	194
57-D AIR FORCE CB 100	194
SURFACE DISINFECTING SOLUTIONS	
53-G Concentrated cleaner, degreaser and disinfectant	196
53-K 70% alcohol surface disinfectant	197
53-G Disinfectant cleaner degreaser surface wipes	197
HAND SANITIZING SOLUTIONS	
53-K 70% alcohol liquid hand sanitizer	198
53-K 70% alcohol hand sanitizer gel	198
53-K 70% alcohol hand sanitizer foam	199
53-K 70% alcohol hand sanitizing wipes	199
HAND SANITIZER DISPENSING SOLUTIONS	
53-L Automatic dispenser kits	200
53-L Manual dispenser kits and wall-mount kits	201
53-L Table top stand and floor stand for dispensers	201
53-G Corrosion Inhibitor for STAR and UNO products	195
53-G Defoamer additive for STAR and UNO products	195
57-D Titration Kit for STAR and UNO products	195
ACCESSORIES	203
THE WALTER VENDING PROGRAM	210

WALTER ICONS LEGEND

Materials

Red for steel



Blue for stainless steels and nickel-based alloys



Green for aluminum and non-ferrous metals



Gold for brass




Black for plastic



Purple for cast iron



Gray for concrete and ductile metal



Charcoal for carbide



Titanium



Dark gray for mill scale



Light gray for hard metal



Wheel grade

Bond type, grain type and grain size

Warning

When using SPIN-ON quick mounting system

Dimensions


Diameter, thickness, bore

More information

Consult WALTER website for complete safety information

Working angle

The only permitted angle for cutting wheels is 90° to the material (Type 1 (EN 41) – flat)



Type 27 / (EN 42) – (depressed centered)



Type 27 combo (cutting and grinding) wheels ideal angle is 90° or 20°



Type 27 grinding ideal angle varies from 15° to 30°



Type 28 ideal angle is lower than 10°



Type 29 ideal angle is 10°



Simple numbering system

Makes it easy to reorder. Also present in the center of bonded wheels to be readable when wheels are worn-out.

Maximum speed

RPM (rotations per minute) and m/s (meters per second)

Compliance

Products manufactured in compliance with European regulation EN 12413 and US regulation ANSI B7.1

Traceability

Internal code to monitor production for safety

Restrictions

DO NOT use if damaged



NOT suitable for hand-held grinders



NOT suitable for grinding



DO NOT use for wet grinding or cutting



Safety

Eyes, face, ears and lungs protection



Hand protection



Always use safety guard



SURFOX weld cleaning systems - Legend



MIG icon
Cleans MIG welds



TIG and spot icon
Cleans TIG and spot welds

WALTER products - Legend



Accepted for use in food plants

Products with this logo presented are accepted for use in food plants within Canadian borders.



Nonfood Compounds Program

The global food industry relies upon nonfood compounds to facilitate the efficient processing, handling and storage of food throughout the supply chain. Nonfood compounds include such substances as cleaners, sanitizers, boiler compounds and lubricants. NSF International Nonfood Compounds Registration Program provides beneficial product information to three important stakeholder groups.



Volatile Organic Compounds Free

Consumers today are far more knowledgeable regarding products containing potentially toxic levels of volatile organic compounds, commonly known as VOCs. Paints, stains, and varnishes have long contributed considerably to the prolific release of VOCs, sometimes known as off-gassing. This explains the growing popularity of low-VOC and VOC-free products. Products where you see the VOC-free logo guarantee that they contain no volatile organic compounds.

01

WELDING



SURFOX WELD CLEANING

SURFOX is a safe, effective and fast electrochemical weld cleaning system.




- ▷ Fast and uniform weld cleaning
- ▷ Guaranteed passivation
- ▷ NSF registered solutions
- ▷ Minimal PPE Requirements
- ▷ SURFOX Systems meet ASTM standards to guarantee passivation of workpieces
- ▷ Third-party certified to meet ASTM standards for passivation

Why is passivation important?

Stainless steel can resist corrosion thanks to a passive chromium oxide layer that forms on its surface. The formation of this protective layer is called passivation.

Passivation occurs when the chromium contained in the stainless steel meets the oxygen in the air. This chemical reaction forms a passive chromium oxide layer, which will protect the surface of stainless steel. Mechanical abrasion, thermal treatment, welding, salt, strong acids, and galvanic contamination will destroy this protective layer and expose the metal to corrosion. To fully restore the corrosion resistance of stainless steel and avoid any interference in the passivation process, the heat tint as well as other surface contaminants must be removed.

Which SURFOX is right for your weld cleaning needs?

Usage	Fieldwork/Occasional Use		Heavy-Duty/Industrial Use	
Process	Weld Cleaning 	Cleaning, Marking, Etching 	Cleaning, Marking, Etching 	
	SURFOX™ TURBO	SURFOX MINI™	SURFOX 205™	SURFOX 305™
Application	<ul style="list-style-type: none"> Cleans MIG, TIG and SPOT welds on Stainless steel. 	<ul style="list-style-type: none"> TIG and Spot weld on stainless steel MIG, TIG and spot weld on aluminum. Excellent for repairs, touch ups and small jobs. 	<ul style="list-style-type: none"> TIG and Spot welds on stainless steel. MIG, TIG and Spot welds on aluminum. 	<ul style="list-style-type: none"> The most efficient weld cleaning system on the market! Cleans MIG, TIG and SPOT welds on stainless steel, and aluminum.
Features	<ul style="list-style-type: none"> Powerful and compact. Dip & drag weld cleaning. Simple to use. AC Only (cleaning). 	<ul style="list-style-type: none"> Uses refillable cartridges. AC/DC Option. 	<ul style="list-style-type: none"> Built-in fume elimination system (requires a compressed air line). AC Mode: cleaning & marking. DC Mode: polishing & etching. Redesigned pump and tank for maximum efficiency. Integrated reservoir. 	<ul style="list-style-type: none"> Built-in fume elimination system (requires a compressed air line) AC Mode: cleaning & marking. DC Mode: polishing & etching. Redesigned pump and tank for maximum efficiency. Integrated reservoir.
Marking & Etching	N/A	Stainless steel, aluminum, titanium	Stainless steel, aluminum, titanium	Stainless steel, aluminum, titanium

Safe:  

SURFOX CLEANING electrolytes are NSF registered to be used in food plants and pose no health hazards for operators.

Easy to use: 

Depending on your model, either pour your SURFOX electrolyte cleaning solutions into the reservoir, or dip the wand into the solution and drag to clean.

Fast: 

Uniform cleaning and passivation at a rate of 3 to 5 feet per minute.

WELD CLEANING UNITS

SURFOX™ 305 MIG & TIG

The industry's safest and fastest MIG & TIG weld cleaning system

The SURFOX™ 305 is our patented electrochemical weld cleaning system for stainless steel and aluminum. It quickly and easily removes heat tint from the heat-affected zone of MIG, TIG and spot welds, cleaning the surface and allowing passivation on stainless steel to begin without altering the surface finish. The integrated tank and flow-through system ensures the electrolyte solution is delivered directly to the workpiece, minimizing the potential for spillage or cross-contamination. The dynamic current control also ensures that the electrical current will not cause micropitting on the surface.



Features and benefits

- ▷ Easily cleans MIG welds, TIG & spot welds
- ▷ Threaded brush system to easily change out accessories and reduce downtime
- ▷ Ability to clean larger and hard to reach areas with our brushes
- ▷ Integrated reservoir reduces the potential for contaminating or spilling the electrolyte solution
- ▷ AC mode for cleaning or marking
- ▷ DC mode for polishing or etching
- ▷ Built-in vapor dispersion system



Model	Order No.	Electrical		Dimensions			Tank capacity	Length of hose	Weight
		Input	Output	Length	Width	Height			
305	54-D 315	120 V, 50/60 Hz, 8.0 A	12-30 V AC/DC, 30 A max	18.50"	9.75"	15"	64.2 oz	13'	44 lbs

Each unit comes with: 1 x SURFOX 305 wide carbon fiber brush (54-B 155), 1 x SURFOX 305 narrow carbon fiber brush (54-B 156), 1 x adaptor for SURFOX 305 brush (54-B 149), 1 x ground cable (48-R 136), 1 x user guide, 1 x carrying case

SURFOX 305 ACCESSORIES

Recommended for cleaning MIG welds



Reusable brush adaptor for large wand
Order No.: 54-B 149



Wide carbon fiber brush with removable rings
5 per package
Order No.: 54-B 155

Recommended for cleaning TIG welds



Tungsten insert 90°
Order No.: 54-B 143



Standard cleaning pad
Order No.: 54-B 026

Recommended for tight corners



Reusable brush adaptor for large wand
N° de comm.: 54-B 149



Carbon fiber brush with removable rings
5 per package
Order No.: 54-B 156

Recommended for renewing large surfaces



Large graphite insert
45 mm W - Ideal for surface renewing or restoring, and to clean the back of MIG welds
Order No.: 54-B 009



Large pad for graphite insert
5 per package
Order No.: 54-B 052

SURFOX™ 205

For TIG and spot welds on stainless steel and aluminum

This industrial weld cleaning system is built with extensive safety and productivity features to minimize consumable use and provide economical cleaning and passivation of stainless steel TIG & spot welds. The SURFOX™ 205 has been engineered to clean MIG, TIG and spot welds on aluminum, and with the use of special marking kits (sold separately), it can also mark stainless steel, aluminum and titanium surfaces. This is a durable production model designed for every day use.



Features and benefits

- ▷ Built-in fume elimination system (requires a compressed air line)
- ▷ Switchable output:
 - AC Mode: cleaning & marking
 - DC Mode: polishing & etching
- ▷ Redesigned pump and tank for maximum efficiency
- ▷ Integrated reservoir reduces the potential for contaminating or spilling the electrolyte solution



Model	Order No.	Electrical		Dimensions			Tank capacity	Length of hose	Weight
		Input	Output	Length	Width	Height			
205	54-D 215	120 V, 50/60 Hz, 4.0 A	12-30V AC/DC, 15A max	18 1/2"	9 3/4"	15"	64.2 oz	13'	41 lbs

Each unit comes with: 1 x carbon fiber brush (54-B 158), 1 x brush adaptor (54-B 149) 1 x ground cable (48-R 136), 1 x user guide, 1 x carrying case

SURFOX 205 ACCESSORIES

Recommended for cleaning TIG welds



Tungsten insert 90°
Order No.: 54-B 143

Standard cleaning pad
10 per package plus clamp ring
Order No.: 54-B 026

Recommended for renewing large surfaces



Large graphite insert

45 mm W - Ideal for surface renewing or restoring, and to clean the back of MIG welds

Order No.: 54-B 009

Large pad for graphite insert

5 per package
Order No.: 54-B 052

Recommended for tight corners



Reusable brush adaptor for large wand
Order No.: 54-B 149

Carbon fiber micro-brush
Order No.: 54-B 158

SURFOX MINI™

The ideal unit for field or repair work

The ergonomically designed SURFOX Mini™ comes equipped with a variable power setting that ensures a perfect finish on even the most delicate surfaces.

This unit utilizes refillable electrolyte cartridges instead of an integrated tank to reduce the weight and increase portability. Excellent for use on repairs, touch ups and small jobs. This unit can clean TIG or spot welds on stainless steel and MIG, TIG or spot welds on aluminum. It can also mark stainless steel, aluminum and titanium surfaces with the use of a SURFOX marking kit.



Model	Order No.	Electrical		Dimensions			Weight
		Input	Output	Length	Width	Height	
MINI	54-D 055	120 V, 50/60 Hz, 4.0 A	12-30 V AC/DC, 15 A max	12"	4.5"	8.86"	8.4 lbs

Each unit comes with: 1 micro-wand, 1 x micro-wand holder (48-R 286), 1 x micro wand holder extension sleeve (48-R 460), 1 x carbon fiber micro-brush (54-B 157), 1 x adaptor for micro-brush (54-B 150), 1 x ground cable (48-R 283), 1 x user guide, 1 x carrying case

SURFOX MINI ACCESSORIES

Recommended for cleaning TIG welds



Narrow tungsten insert
Order No.: 54-B 038

Narrow cleaning pad
10 per package plus clamp ring
Order No.: 54-B 028


Recommended for renewing large surfaces



Mini graphite insert
35 mm W - Ideal for surface renewing or restoring, and to clean the back of MIG welds
Order No.: 54-B 048

Mini pads for large graphite insert for SURFOX Mini
Pack of 10 with O-ring
Order No.: 54-B 051

Recommended for tight corners



Spare brush adaptor for Micro-Wand
Order No.: 54-B 150

Carbon fiber micro-brush
5 per package
Order No.: 54-B 157

Replacement pump for refilling cartridges of SURFOX electrolytes

Cartridge refiller 100ml
Use this pump to buy SURFOX-T or SURFOX-G in bulk packaging and save even more money
Order No.: 54-B 092



SURFOX™ TURBO

Powerful, compact and reliable

The SURFOX™ TURBO cleans TIG, MIG and spot welds on stainless steel and delivers an excellent cost-benefit ratio for cleaning and achieving passivation. Powerful, compact and portable, the SURFOX™ TURBO is designed to guarantee passivation in the simplest and easiest way.



Model	Order No.	Electrical		Dimensions			Weight
		Input	Output	Length	Width	Height	
TURBO	54-D 045	120 V, 50/60 Hz, 8.0 A	12-30 V AC, 20 A max	12"	4.5"	8.84"	15 lbs

Each unit comes with: 1 x SURFOX™ TURBO carbon fiber brush (54-B 205), 1 x adaptor for micro-brush (54-B 150), 1 x ground cable (48-R 136), 1 x user guide, 1 x carrying case

SURFOX TURBO ACCESSORIES

Recommended for cleaning TIG welds



Narrow tungsten insert

Order No.: 54-B 038

Narrow cleaning pad

46 mm L x 24 mm W x 2 mm T
10 per package plus clamp ring
Order No.: 54-B 028

SURFOX™ TURBO wand



SURFOX™ TURBO wand is easy to use, durable and reliable.

Order No.: 54-B 201

SURFOX™ TURBO carbon fiber brush



SURFOX™ TURBO brushes are flexible and can be trimmed as often as needed. 5 per package.

Order No.: 54-B 205

Extended ground cable 10 m
SURFOX™ TURBO
Order No.: 54-B 207



Extended torch cable 10 m
SURFOX™ TURBO
Order No.: 54-B 208





SURFOX SOLUTIONS



Description	Size		Order No.	(M)SDS	Std. Pkg.
	Metric	US Gal			
Cartridge	100 ml	3.4 oz	54-A 061	S-10E	6
Sprayer	500ml	16.9 oz	54-A 063	S-10E	12
Liquid	1.5 L	51 oz	54-A 065	S-10E	1
Liquid	5 L	1.3 gal	54-A 066	S-10E	1
Liquid	20 L	5.2 gal	54-A 067	S-10E	1
Liquid	208 L	55 gal	54-A 068	S-10E	1

Color: Translucent

Tech tip!

Use with SURFOX-T
drum pump
54-B 106



Description	Size		Order No.	(M)SDS	Std. Pkg.
	Metric	US Gal			
Cartridge	100 ml	3.4 oz	54-A 001	S-01E	6
Sprayer	500 ml	16.9 oz	54-A 003	S-01E	12
Liquid	1.5 L	51 oz	54-A 005	S-01E	1
Liquid	5 L	1.3 gal	54-A 006	S-01E	1
Liquid	20 L	5.2 gal	54-A 007	S-01E	1
Liquid	208 L	55 gal	54-A 008	S-01E	1

Color: Translucent



Description	Size		Order No.	(M)SDS	Std. Pkg.
	Metric	US Gal			
Sprayer	500 ml	16.9 oz	54-A 023	S-03E	12
Liquid	3.78 L	1 gal	54-A 025	S-03E	1
Liquid	20 L	5.2 gal	54-A 027	S-03E	1
Liquid	208 L	55 gal	54-A 028	S-03E	1

Color: Translucent

SURFOX-G™

pH neutral electrolyte solution

Can be used with high conductivity pads and carbon fiber brushes. Specially designed for use in water treatment plants.

NSF category A3, registration #146974

Great for cleaning MIG and TIG and spot welds on stainless or aluminum

- ▷ pH neutral, non acidic
- ▷ Safe alternative to pickling paste and strong acids
- ▷ Non-corrosive
- ▷ Compatible with all SURFOX machines
- ▷ Lower environmental impact

SURFOX-T™

Heavy-duty formula

Provides faster cleaning action and more thorough cleaning on MIG welds.

NSF category A3, registration #142984

Stronger solutions to clean even the dirtiest of MIG and TIG welds on stainless steel and aluminum

- ▷ Safe alternative to pickling paste and strong acids
- ▷ SCAQMD compliant

SURFOX-N™

Cleaning and neutralizing formula

NSF category A1, registration #142985

- ▷ Must be used to clean and neutralize SURFOX electrolyte solutions
- ▷ SCAQMD compliant
- ▷ Prevents the formation of salt deposits (hazy white discoloration) around welds cleaned with SURFOX

SURFOX™ PRE-WELD

Fast drying surface cleaner

Formulated for preparing and degreasing metal surfaces prior to welding.

Benefits

- ▶ *Reduced VOC content when compared to solvent-based surface cleaners*
- ▶ *Ready-to-use formula*

Features

- ▶ *Replacement for surface preparation solvents such as acetone*



Description	Size		Order No.	(M)SDS	Std. Pkg.
	Metric	US Gal			
Sprayer	500 ml	16.9 oz	54-A 073	S-13E	12
Liquid	3.78 L	1 gal	54-A 076	S-13E	1
Liquid	20 L	5.2 gal	54-A 077	S-13E	1
Liquid	208 L	55 gal	54-A 078	S-13E	1

Color: Orange

SURFOX™ RENEW

High strength stainless steel cleaner

Highly concentrated, gel-like cleaner for removing rust and mineral deposits from stainless steel. Removes contaminants without attacking the parent material. Must be neutralized with SURFOX-N after use.

Benefits

- ▶ *Gel formulation allows the product to cling to inclined surfaces*
- ▶ *VOC-free, solvent-free, non-flammable, biodegradable surfactants*
- ▶ *Removes rust, oxidation, mineral deposits and light grease*

Features

- ▶ *Concentrated formula – can be diluted up to 1:40 with water*
- ▶ *Ideal for cleaning of food processing and pharmaceutical equipment*



Description	Size		Order No.	(M)SDS	Std. Pkg.
	Metric	US Gal			
Sprayer	500 ml	16.9 oz	54-A 083	S-11E	12
Liquid	3.78 L	1 gal	54-A 085	S-11E	1
Liquid	20 L	5.2 gal	54-A 087	S-11E	1
Liquid	208 L	55 gal	54-A 088	S-11E	1

Color: Light orange

Tech tip!

Use with white Blendex hand pads (07-A 500) to easily remove rust and other surface contaminants

SURFOX™ SHINE

Cleaner and protector for stainless steel

An innovative, non-hazardous product that removes light contaminants from stainless steel in one easy step.

NSF category A7, C1, registration # 152509

Benefits

- ▶ *Removes dust, dirt, finger prints, oils and handling marks*
- ▶ *Leaves a uniform finish without streaking*
- ▶ *Brightens and protects stainless steel surfaces*
- ▶ *Not controlled under WHMIS or OSHA*

Features

- ▶ *Ready-to-use formula*
- ▶ *Silicone-free, VOC-free, solvent-free, non-flammable, phosphate-free, biodegradable*
- ▶ *For cleaning of food processing and pharmaceutical equipment*



Description	Size		Order No.	(M)SDS	Std. Pkg.
	Metric	US Gal			
Sprayer	500 ml	16.9 oz	54-A 093	S-12E	12
Liquid	3.78 L	1 gal	54-A 095	S-12E	1
Liquid	20 L	5.2 gal	54-A 097	S-12E	1
Liquid	208 L	55 gal	54-A 098	S-12E	1

Color: White

SURFOX™ ACCESSORIES

Cleaning pads

Designed to be used with SURFOX-G and SURFOX-T



Standard cleaning pad
46 mm L x 24 mm W x 4 mm T
Use with inserts 54-B 036 and 54-B 143
10 per package plus clamp ring
Order No.: 54-B 026



Inside corners cleaning pad
60 mm L x 38 mm W x 2 mm T
10 per package plus clamp ring
Order No.: 54-B 027



Narrow cleaning pad
46 mm L x 24 mm W x 2 mm T
Use with insert 54-B 038
10 per package plus clamp ring
Order No.: 54-B 028



Large pad for large graphite insert
90 mm L X 50 mm W X 2 mm T
Pack of 10 with O-ring
Order No.: 54-B 043
To be used with 54-B 009



Classic cleaning pad for graphite insert
5 per package
Order No.: 54-B 052
To be used with 54-B 009



Mini pad for large graphite insert for SURFOX Mini
Pack of 10 with O-ring
Order No.: 54-B 051
To be used with 54-B 048

For all models



Narrow clamp ring for narrow pads
Use with narrow inserts 54-B 038
10 per package
Order No.: 54-B 020



SURFOX RENEW refillable trigger sprayer
Highly concentrated, gel-like cleaner for removing rust and mineral deposits from stainless steel. 500 ml (16.9 oz)
Order No.: 53-L 353



Electrolyte straw
Order No.: 48-R 294



Clamp ring for cleaning pads
Use with inserts 54-B 143 and 54-B 036
10 per package
Order No.: 54-B 002



SURFOX PRE-WELD refillable trigger sprayer
Formulated for preparing and degreasing metal surfaces prior to welding. 500 ml (16.9 oz)
Order No.: 53-L 354



SURFOX Powercloth
16 in. x 16 in.
10 per package
Order No.: 54-B 090

Tech tip!

Keep different colour cloths for cleaning and neutralizing



Micro-Wand and brush kit
With carbon fiber brush for cleaning corners and intricate areas
Order No.: 54-B 133



SURFOX-N refillable trigger sprayer
Identified with GHS compliant product specific labels showing product features, OSHA/WHMIS information and directions for use. 500 ml (16.9 oz)
Order No.: 53-L 339



SURFOX station

With its sturdy and industrial design, the SURFOX station has been designed to make it easy to move your SURFOX system throughout your work environment while allowing for the storage of various cleaning agents and accessories.

Order No.: 54-B 050



Micro-Wand and tungsten insert kit
With tungsten inserts and pads for cleaning corners and intricate areas
Order No.: 54-B 033

MARKING AND ETCHING UNITS



Go ahead, make your mark!

SURFOX™ marking kits use a fast and simple electrochemical process to permanently mark stainless steel surfaces. The marking wand plugs directly into the SURFOX machine and is used with specially made permanent or disposable stencils.



STANDARD MARKING KIT

Order No.: 54-B 080

The standard kit requires the use of permanent stencils available from WALTER, each of which can be used hundreds of times.

Includes:

- Marking wand and power cable
- Pack of 20 marking pads
- 5 O-rings
- Allen key 2.5 mm
- SURFOX-M marking solution 100 ml squeeze bottle for black marking (AC mode)
- SURFOX-E etching solution 100 ml squeeze bottle for white etching (DC mode)
- Packaged in a professional and sturdy case

Permanent stencils

Can be used up to 200 times.

54 mm X 32 mm	54-B 076
85 mm X 54 mm	54-B 077
170 mm X 108 mm	54-B 073
257 mm X 170 mm	54-B 074
355 mm X 155 mm	54-B 079 *Aluminum frame



For more information: stencil@walter.com



PRO MARKING KIT

Order No.: 54-B 081

The PRO kit is offered with a stencil thermal printer for the printing of disposable stencils to permanently mark stainless steel surfaces. The printer comes with software that allows the creation of stencils for barcodes, serial numbers, lot and batch numbers, text, company logos, and more.

Includes:

- Marking wand and power cable
- Pack of 20 marking pads
- 5 O-rings
- Allen key 2.5 mm
- SURFOX-M marking solution 100 ml squeeze bottle for black marking (AC mode)
- SURFOX-E etching solution 100 ml squeeze bottle for white etching (DC mode)
- Thermal printer and 20 m of stencil paper
- Packaged in a professional and sturdy case

MARKING KIT ACCESSORIES

For marking stainless steel and titanium

SURFOX-M marking solution
100 ml squeeze bottle
NSF category P1, registration #146175
Order No.: 54-A 031
Also available in 5 L format
Order No.: 54-A 036



For marking aluminum

SURFOX-M ALU electrolyte solution
100 ml squeeze bottle
Order No.: 54-A 131
Also available in 5 L format
Order No.: 54-A 136



For etching stainless steel

SURFOX-E etching solution
100 ml squeeze bottle
Order No.: 54-A 041



Marking pads

Pack of 20
Order No.: 54-B 083



Power cable

Order No.: 54-B 063



Graphite marking insert

Order No.: 54-B 088



O-rings

Pack of 5
Order No.: 54-B 089

Marking wand

Order No.: 54-B 082



Stencil paper roll

100 mm x 20 m
Order No.: 54-B 086
100 mm x 50 m
Order No.: 54-B 087



Marking on aluminum using customizable stencil paper rolls



PASSIVATION MEASUREMENTS

SURFOX™ SURFACE MEASURING SYSTEM

Quickly and easily guarantee passivated stainless steel

The importance of validating the passivation of your stainless steel surfaces cannot be stressed enough. Impossible to detect with the naked eye, passivation indicates that the protective layer of chromium oxide exists on your stainless steel surface – the essential ingredient that guarantees your stainless steel will resist corrosion.

The SURFOX™ Passivation Tester is a simple, compact and portable testing device that allows you to quickly and easily ensure passivation of stainless steel anywhere, anytime – even on job sites!

Applications

- ▷ Determine the degree of passivation of stainless steel 304 & 316
- ▷ Testing device for passivation

Tech tips!

- Use on a clean surface
- Clean stainless steel surface with Surfox Pre-Weld for a clean, residue-free surface prior to marking

Features

- ▷ Small probe allows testing in hard to reach areas
- ▷ Measures the protective chromium passive layer on stainless steel surfaces
- ▷ Based on a technology called “open circuit potential”
- ▷ A value above zero indicates the surface is passivated
- ▷ Minimizes costly downtime caused by the rework of pieces
- ▷ Provides an instant reading to verify the quality of the protective layer



SURFOX™ PASSIVATION TESTER

Order No.: 54-T 012

Accessories

Replacement cartridge
White felt tip (Pkg. 5)

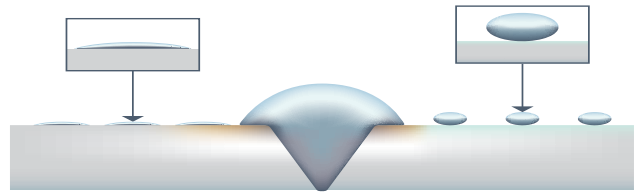
Order no.
54-A 050
54-B 046



ANTI-SPATTER SOLUTIONS

Why use anti-spatter solutions?

When small pieces of molten metal fly off the welding arc, the spatter, or slag, lands on weld surfaces around seams. As it cools and hardens on the surface on which it lands, it can be difficult to remove. Abrasives or chisels will then need to be utilized to remove the spatter to ensure a smooth surface for finishing the workpiece. However, by leveraging an anti-spatter solution before you begin welding, you can eliminate the time and cost of using abrasives or tools to remove weld spatter.



Without E-Weld or Spatter Block



With E-Weld or Spatter Block

Why use WALTER E-Weld and Spatter Block anti-spatter solutions?

WALTER has developed a **safer and healthier line of anti-spatter solutions** to prevent spatter from adhering to

surfaces. Our anti-spatter solutions are **biodegradable, non-flammable and non toxic** so that you can improve your work process without sacrificing worker health and safety.

REQUIRED PROTECTION	NOZZLE PROTECTION			ANTI-SPATTER				CUTTING TABLE PROTECTION
APPLICATION	DIP APPLICATION	8-HOUR PROTECTION SPRAY	PERMANENT COATING	GENERAL PURPOSE		HIGH-PERFORMANCE		CUTTING TABLE PROTECTION
					HIGH HEAT/AMPERAGE APPLICATIONS MULTI-PASS WELDING	BEST OPTION FOR PAINT ADHESION		
PRODUCT	SPATTER BLOCK GEL	E-WELD NOZZLE	E-WELD PRE-COATED NOZZLES	SPATTER BLOCK	SPATTER BLOCK HT	E-WELD 3	E-WELD 4	E-WELD PLASMA
FEATURES	Practical magnetic anti-spatter gel dispenser	Protects welding nozzles for up to 8 hours	Lasts up to 5 x longer than standard welding nozzles	Temporary Corrosion Protection	For high heat applications	2-in-1 degreaser/ Anti-Spatter	Special heat dispersion technology guaranteed not to cause porosity	Prevents adhesions of slag to slats on cutting tables
CERTIFICATIONS								

SPATTER BLOCK™

General purpose anti-spatter emulsion

SPATTER BLOCK is a safe, natural solution that protects the workpiece from weld spatter to keep you from having to perform time-consuming removal processes.



Features

- ▷ Does not interfere with painting process
- ▷ VOC-free, solvent-free and silicone-free, biodegradable, non-flammable
- ▷ Formulation based on natural plant extracts
- ▷ Odorless
- ▷ Contains temporary corrosion inhibitors
- ▷ Up to 225 amps



Description	Size		Order No.	(M)SDS	Std. Pkg.
	Metric	US Gal			
Aerosol	400 ml	13.55 oz	53-F 002	L-10	12
Sprayer	500 ml	16.9 oz	53-F 203	L-21	12
Liquid	3.78 L	1 gal	53-F 205	L-21	1
Liquid	20 L	5.2 gal	53-F 207	L-21	1
Liquid	208 L	55 gal	53-F 208	L-21	1

Color: Milky green

SPATTER BLOCK HT™

High temperature anti-spatter solution

SPATTER BLOCK HT is a unique, high performing anti-spatter solution that protects workpieces from adherence with high heat resistance spatter and eliminates costly spatter removal operations.



Features

- ▷ VOC-free, solvent-free, silicone-free and biodegradable
- ▷ Odorless

Benefits

- ▷ Allows multi pass welding
- ▷ Does not interfere with paint adhesion
- ▷ Contributes to a safer work environment



Description	Size		Order No.	(M)SDS	Std. Pkg.
	Metric	US Gal			
Aerosol	400 ml	13.55 oz	53-F 222	L-61	12
Sprayer	500 ml	16.9 oz	53-F 223	L-136	12
Liquid	3.78 L	1 gal	53-F 225	L-136	1
Liquid	20 L	5.2 gal	53-F 227	L-136	1
Liquid	208 L	55 gal	53-F 228	L-136	1

Color: Amber





Tech tip!

Use E-WELD 3 to clean and protect from spatter.

E-WELD 3™

Dual purpose high-temperature anti-spatter and cleaning solution

E-WELD 3 is a high performance anti-spatter solution that both cleans the workpiece and protects it from high velocity spatter, eliminating an extra step in the welding process while avoiding costly rework. E-WELD 3 is often the preferred solution for use on stainless steel.

NSF category P1, registration #145451

Benefits

- ▷ Cleans and degreases weld area
- ▷ Allows multi pass welding
- ▷ Does not interfere with paint adhesion
- ▷ Reduce consumable costs with a two-in-one solution
- ▷ Contributes to a safer work environment

Features

- ▷ High-heat resistance allows to weld at high amperages
- ▷ Surfactants to clean surface before welding without affecting the quality of the weld
- ▷ Corrosion inhibitors



Description	Size		Order No.	(M)SDS	Std. Pkg.
	Metric	US Gal			
Aerosol	400 ml	13.55 oz	53-F 252	L-176	12
Sprayer	500 ml	16.9 oz	53-F 253	L-46	12
Liquid	3.78 L	1 gal	53-F 255	L-46	1
Liquid	20 L	5.2 gal	53-F 257	L-46	1
Liquid	208 L	55 gal	53-F 258	L-46	1

Color: Clear blue

E-WELD 4™

Premium anti-spatter emulsion

E-WELD 4 is a unique anti-spatter solution which protects workpieces from the adherence of spatter. With the addition of special natural ingredients, E-WELD 4 retracts in the presence of heat, leaving the welding area free of liquid. This means that unlike competitive products, E-WELD 4 is guaranteed not to cause weld porosity or cracking, even when overapplied to work surfaces.

Benefits

- ▷ No weld cracking
- ▷ Corrosion resistant
- ▷ Does not interfere with paint adhesion

Features

- ▷ Premium protection when working up to 225 amps
- ▷ Guaranteed not to contribute to weld porosity



Description	Size		Order No.	(M)SDS	Std. Pkg.
	Metric	US Gal			
Aerosol	400 ml	13.55 oz	53-F 402	L-177	12
Sprayer	500 ml	16.9 oz	53-F 403	L-147	12
Liquid	3.78 L	1 gal.	53-F 405	L-147	1
Liquid	20 L	5.2 gal.	53-F 407	L-147	1
Liquid	208 L	55 gal.	53-F 408	L-147	1

Color: White



Tech tip!

Best choice for welding on aluminum surfaces.



INDUSTRIAL PUMP SPRAYER

Tough industrial sprayers designed to quickly and effectively dispense anti-spatter products. The spray pattern can easily be adjusted from a pin point jet for accurate product dispensing to a wide fan for greater surface coverage. These thick walled polyethylene bottles have regulatory compliant labels and feature a wide neck for easy refilling.

Description	Size		Order No.	Std. Pkg.
	Metric	US Gal		
Anti-Spatter	900 ml	30.4 oz	53-L 108	1



REFILLABLE TRIGGER SPRAYER

Sprayers equipped with precision mechanism – guarantees minimal constant spray mist / no dripping. Clearly identified with product specific labels showing product features, WHMIS HCS 2012 compliance and directions for use.

Description	Size		Order No.	Std. Pkg.
	Metric	US Gal		
Spatter Block	500 ml	16.9 oz	53-L 321	1
Spatter Block HT	500 ml	16.9 oz	53-L 308	1
E-Weld 3	500 ml	16.9 oz	53-L 320	1
E-Weld 4	500 ml	16.9 oz	53-L 338	1



AIR FORCE SYSTEMS

FOR SPATTER BLOCK, SPATTER BLOCK HT, E-WELD 3 AND E-WELD 4

The Air Force aerosol can refilling station offers the convenience of using aerosol cans with the cost effectiveness of buying bulk packaging



The Air Force station automatically dispenses Spatter Block, Spatter Block HT, E-WELD 3 and E-WELD 4 solutions and compressed air into refillable spray cans helping you reduce costs associated with the disposal of harmful aerosol cans as well as your environmental impact.

**1X 208L
DRUM = 520
CANS**

Benefits

- ▷ *Eliminates aerosol disposal costs*
- ▷ *Reduces environmental impact*
- ▷ *Perfect price to performance ratio*

AIR FORCE refillable sprayer

Durable and lightweight aluminum Air Force sprayer comes with a specific label to clearly identify the contents.



*No more disposing
of hazardous
aerosol cans*



AIR FORCE START-UP PACKAGES

AIR FORCE SPATTER BLOCK™ 208 L / 55 gal.

Order no.
57-D 018

The start-up package includes:

- ▷ 1 x 53-F 208 Spatter Block
208 L / 55 gal. drum
- ▷ 1 x 57-D 000 Air Force Generic
Orange Station
- ▷ 4 x 57-B 101 refillable bottle



AIR FORCE SPATTER BLOCK HT™ 208 L / 55 gal.

Order no.
57-D 028

The start-up package includes:

- ▷ 1 x 53-F 228 Spatter Block HT
208 L / 55 gal. drum
- ▷ 1 x 57-D 000 Air Force Generic
Orange Station
- ▷ 4 x 57-B 102 refillable bottle

AIR FORCE E-WELD 3™ 208 L / 55 gal.

Order no.
57-D 038

The start-up package includes:

- ▷ 1 x 53-F 258 E-Weld 3
208 L / 55 gal. drum
- ▷ 1 x 57-D 000 Air Force Generic
Orange Station
- ▷ 4 x 57-B 103 refillable bottle



Air refilling pod
Order No.: 53-M 010

AIR FORCE E-WELD 4™ 208 L / 55 gal.

Order no.
57-D 048

The start-up package includes:

- ▷ 1 x 53-F 408 E-Weld 4
208 L / 55 gal. drum
- ▷ 1 x 57-D 000 Air Force Generic
Orange Station
- ▷ 4 x 57-B 104 refillable bottle

Accessories	Order No.
Air refilling pod	53-M 010
Replacement valve kit (includes 2 valves and 2 spray tips)	57-B 000
Brass screw cap	53-M 037
Drum adaptor	53-M 038

CUTTING TABLE PROTECTION



E-WELD PLASMA™

Long lasting protection for laser and plasma cutting tables

E-WELD Plasma™ is a ceramic anti-spatter solution that is applied to laser and plasma cutting tables to reduce the buildup of slag over time.

This simple preventative measure keeps the slag from adhering to the slats in cutting tables, allowing it to be easily removed before it builds up and becomes problematic. This significantly decreases the amount of time and effort needed to clean slag off cutting tables, which saves you a great deal of labor time – and associated costs – in plant maintenance.

Now compatible with wet tables.

Description	Size		Order No.	(M)SDS	Std. Pkg.
	Metric	US Gal			
Aerosol	400 ml	13.55 oz	53-F 602	L-174	12
Refillable sprayer	1400 ml	34 oz	53-L 126		1
Liquid	10 kg	22 lbs	53-F 605	L-142	1
Liquid (Drum)	272 kg	600 lbs	53-F 608	L-142	1

Color: White

Tech tip!

Stack multiple cutting tables behind one another and slightly offset them from one another so all the slats on each table are exposed. This will allow you to coat multiple cutting tables at once, saving even more time.

Benefits

- ▷ *Greatly reduces the amount of time required to remove slag from cutting tables*
- ▷ *Spend less time on equipment maintenance and more time on revenue generating activities*
- ▷ *Can also be applied to other equipment that is exposed to weld spatter or slag*
- ▷ *Spray gun applicator dispenses a thin, even layer to help prevent wasteful over application*
- ▷ *Can be applied to wet or dry cutting tables*

Features

- ▷ *Ceramic formula provides long lasting protection, even in the presence of extreme heat*
- ▷ *Spray gun applicator allows you to quickly and easily dispense the product across large surface areas*
- ▷ *Each 10 kg (22 lbs) container provides enough antispatter to cover 50-100 m² (538-1076 ft²)*
- ▷ *E-WELD Plasma can be painted on manually or sprayed on with the applicator; just stir the solution prior to use*
- ▷ *Use a degreaser like SURFOX Pre-Weld to clean slats prior to use to ensure a strong, adhesive coating*

NOZZLE PROTECTION



E-WELD NOZZLE™

Ceramic nozzle spray for up to 8 hours of protection

Extend the life of welding nozzles and reduce downtime spent scraping out spatter with E-WELD Nozzle™. This highly concentrated anti-spatter evenly coats the exterior and interior surface of your welding nozzle to prevent spatter from adhering to the nozzle. This prevents obstructions and allows the gas to flow freely, resulting in a higher quality weld. This is an extremely economical solution, as the easy applicator dispenses a thin layer that can provide protection for up to 8 hours. This is an ideal solution for MIG welding, plasma cutting and laser cutting as the E-WELD Nozzle™ can withstand high temperatures (up to 1000° C) and reduce your consumable spend.

- ▷ *No weld contamination*
- ▷ *Helps prevent weld porosity*
- ▷ *No time lost on scraping spatter from nozzle prior to welding*
- ▷ *Improves weld quality and reduces rejection rate*
- ▷ *Only a thin layer needed (up to 100 applications per can)*
- ▷ *Superior life and more solution per can compared to competitive products*

Unique self-dispensing applicator easily dispenses highly concentrated ceramic coating

Description	Size		Order No.	(M)SDS	Std. Pkg.
	Metric	US Gal			
Aerosol	400 ml	13.5 fl. oz.	53-F 212	L-156	6
Applicator			53-L 121		1
Aerosol and applicator	400 ml	13.5 fl. oz.	53-F 912	L-156	6

Color: Orange



Video available at The WALTER Network
www.youtube.com/user/TheWalterNetwork



Nozzle using E-WELD Nozzle



Nozzle fully clogged (not using E-WELD Nozzle)

SPATTER BLOCK GEL™

Anti-spatter gel

Superior anti-spatter gel for protecting the interior and exterior of welding nozzles and contact tips.



Features

- ▷ *Free of chlorinated compounds and silicone*
- ▷ *Odorless*
- ▷ *Packaging height is designed to prevent clogging of gas diffusers in welding nozzles*

Benefits

- ▷ *Extends welding torch life*
- ▷ *Fast, easy cleaning of nozzles and contact tips*

Description	Size		Order No.	(M)SDS	Std. Pkg.
	Metric	US Gal			
Metal tin	200 g	7.0 oz	53-F 103	L-12	12

Color: Translucent

Magnetic tin "sticks" to steel work tables and vertical surfaces

E-WELD NOZZLE


Total nozzle protection for up to 8 hours!



- **UNIQUE APPLICATOR** ensures a thin, even protective coat.
- Extends nozzle life.
- Perfect for all types of welding, resists temperatures up to **1000 °C**.



Spatter build up obstructs gas flow, resulting in inconsistent weld quality.



Thin layer of E-Weld Nozzle ensures gas flows freely for a clean, high quality weld.



YouTube

Video available at The WALTER Network
www.youtube.com/user/TheWalterNetwork
walter.com/e-weld_nozzle

WALTER now offers

Portable Welding Fume Extractor See page 638 for details!



E-WELD PRE-COATED NOZZLES™

Keeps nozzle cool and spatter-free

Reduce downtime spent scraping out spatter and replacing MIG nozzles. The special water-based ceramic coating prevents spatter from adhering to the nozzle and allows the gas to flow freely, ultimately providing a better-quality weld. The unique E-WELD pre-coated nozzles will reduce your welding operation costs.

Features

- ▷ Reduce downtime scraping spatter and replacing nozzles
- ▷ Lasts up to 5 times longer than standard OEM nozzles
- ▷ Safe and non-flammable solution to nozzle spatter build-up
- ▷ Prevents nozzle obstructions resulting in a higher quality weld



Brand compatibility	Model compatibility	Diameter (in)	Position	Order no.	Std Pkg
Lincoln style	KP3075-1-38S	3/8"	Stick out 1/4	54-C 001	2
	KP3075-1-38F		Flush	54-C 003	2
	KP3075-1-50S	1/2"	Stick out 1/4	54-C 011	2
	KP3075-1-50F		Flush	54-C 013	2
	KP2742-1-38S	3/8"	Stick out 1/8	54-C 021	2
	KP2742-1-38R		Recess 1/8	54-C 022	2
	KP2742-1-38F		Flush	54-C 023	2
	KP2742-1-50S	1/2"	Stick out 1/8	54-C 031	2
	KP2742-1-50R		Recess 1/8	54-C 032	2
	KP2742-1-50F		Flush	54-C 033	2
	KP2742-1-62S	5/8"	Stick out 1/8	54-C 041	2
	KP2742-1-62R		Recess 1/8	54-C 042	2
KP2742-1-62F	Flush		54-C 043	2	
Miller style	169715	1/2"	Flush	54-C 113	2
	169724	1/2"	Recess 1/8	54-C 132	2
	200258		Flush	54-C 133	2
	169727	5/8"	Stick out 1/8	54-C 141	2
	169725		Recess 1/8	54-C 142	2
	169726		Flush	54-C 143	2
Tregaskiss style	401-4-50	1/2"	Recess 1/8	54-C 232	2
	401-4-62	5/8"	Recess 1/8	54-C 242	2
Bernard style	4491	3/4"	Flush	54-C 301	2
	4492	9/16"	Flush	54-C 302	2
	N-3418-C	3/4"	Recess 1/4	54-C 311	2
	N-5814-C	5/8"	Recess 1/4	54-C 312	2
	N-5818-C	5/8"	Recess 1/8	54-C 313	2
	4393	5/8"	Flush	54-C 321	2

Tech tip!

Use E-WELD 4™ Premium anti-spatter emulsion to effectively protect welding pieces, welding jigs and tables against spatter.

THE WALTER ABRASIVES SELECTOR APP IS HERE.

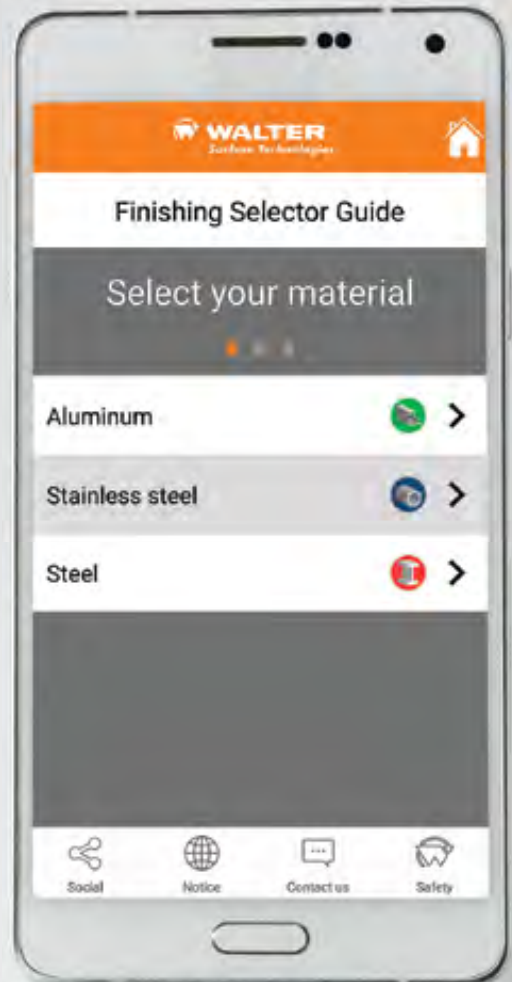
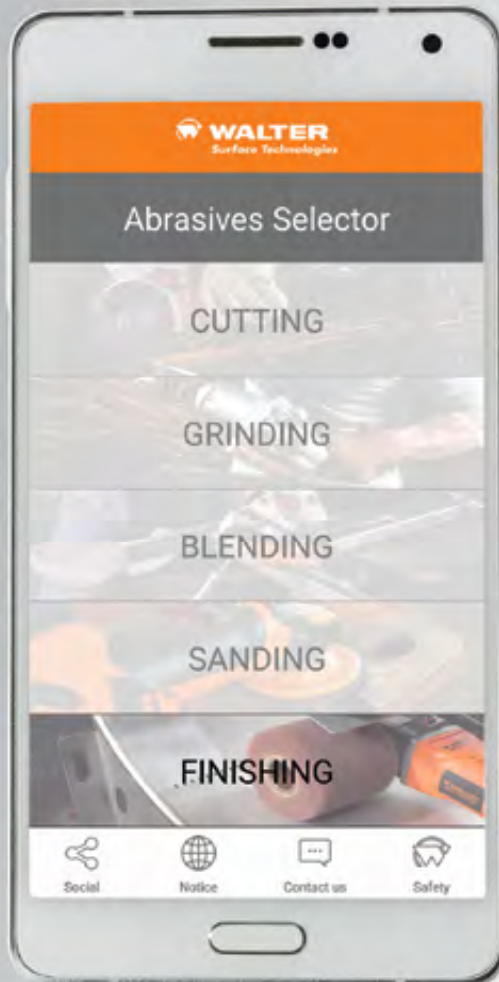
The finishing solutions you need,
right at your fingertips.

The Walter Abrasives Selector app will help you find the right finishing solution in just a few clicks.

- Keep track of your preferred solutions by saving, emailing, or sharing product summaries in PDF format.
- Improve your finishing results by watching our step-by-step videos packed with expert tips.

Find the perfect solution for every job, and learn how to achieve the perfect finish, all in one place.

Download the Walter Abrasives Selector app today.



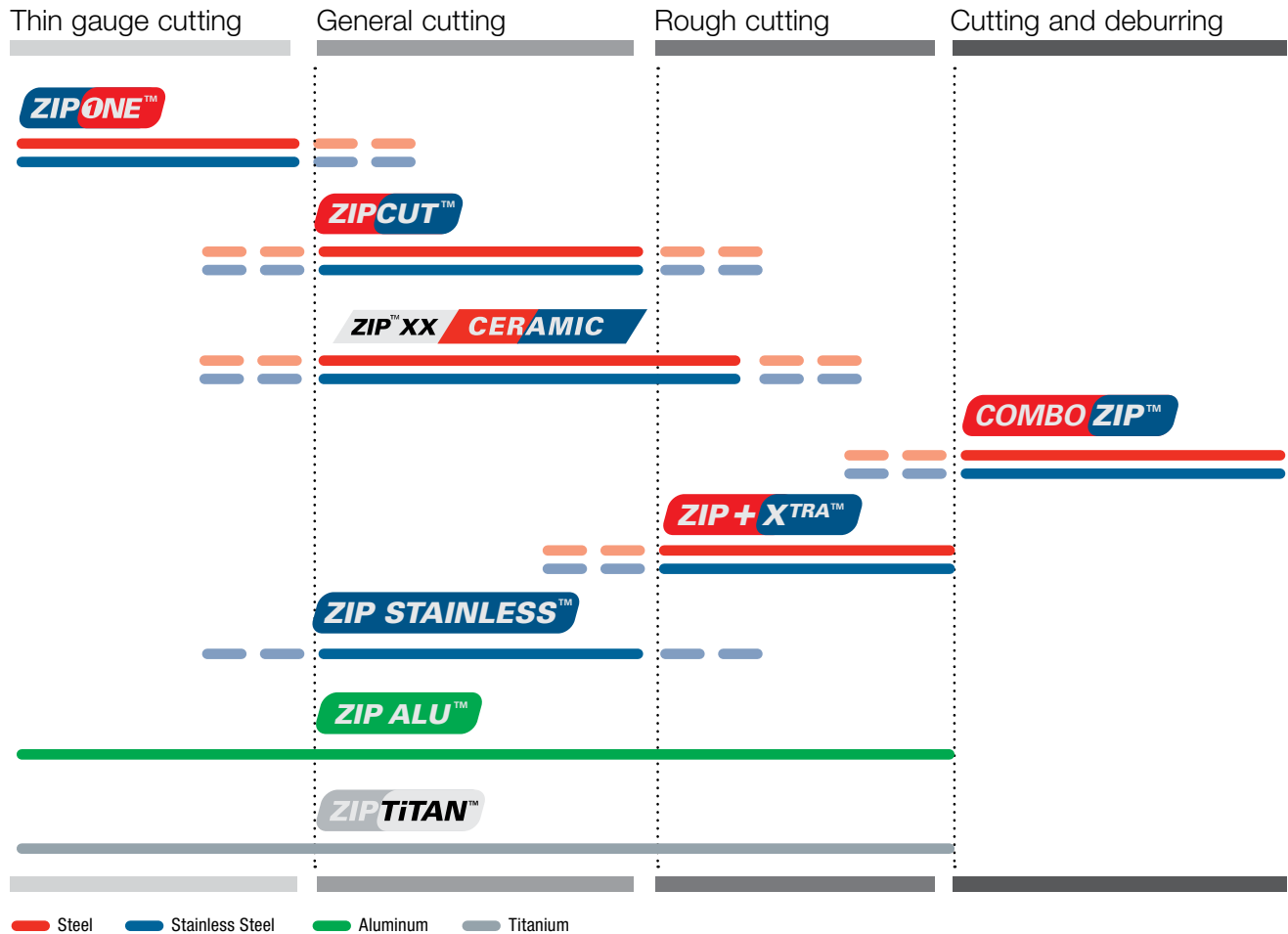
A close-up photograph of a worker in a blue denim shirt and dark overalls, wearing a black helmet and clear safety goggles. The worker is using a circular saw to cut a metal beam. Bright orange sparks are flying from the cut. The worker's left hand is on the saw handle, and their right hand is on the metal beam. The background is a blurred industrial setting. In the top right corner, there is a solid orange square.

02

CUTTING

ZIP FAMILY PRODUCTS AT A GLANCE

RECOMMENDED BY TYPE OF USAGE



Steel Stainless Steel Aluminum Titanium



WALTER INDUSTRIAL GLOVES

Protective, sleek, and tight fitting for comfort. WALTER's newly-designed work gloves are made to last in the toughest applications. They are made of 100% Black Goatskin leather, with a neoprene insert that reduces vibration. The thumb curve is made with Kevlar™, a natural anti-slip solution. Simply put, these gloves are the toughest and most comfortable for demanding industrial applications.

Large
Extra-Large

Order No.: 30-B 093
Order No.: 30-B 095

ZIPCUT FEATURES

Why are WALTER thin cut-off wheels the best in the industry?



Curved Stripes

Look for curved stripes to be sure that you're getting an authentic WALTER Surface Technologies product. Like WALTER's distinctive orange, curved stripes distinguish our wheels.

Exclusive Packaging

WALTER's cut-off wheels are sold in a sturdy, unique and reusable plastic container that keeps each wheel in the same condition as when it left the factory thereby enhancing performance, safety, and durability.

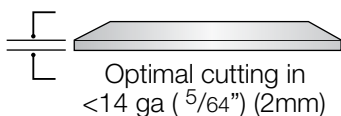


Triple Reinforcement Combo Zip™

Three layers of reinforcement and metal cladding on the cut-off wheel's hub provides maximum safety. This feature allows the cut-off wheel to bear the force of lateral pressure and allow users to light grind/deburr in a safe manner.

Type 27 Narrow Crown and Metal Cladding

Exclusive patented technology that incorporates a metal cladding in the center hub for added safety, and allows for a deeper cutting depth, extending the life of the cutting wheel.



Ultra-Thin Zip One™

WALTER's thinnest cut-off wheel at 1/32" is designed for maximum precision cutting. Thanks to an innovative technology exclusive to WALTER, ZIP One is not only long lasting, but also allows you to more accurately cut sheet metal without creating burrs.

JUST
1/32"
THICK

Spin-On Wheels for Easy Mounting

Changing your cut-off wheels is quicker and easier than ever before, which results in minimal downtime during wheel change out and less vibration when cutting.



ANGLE GRINDER CUT-OFF WHEELS

ZIP™ XX

Ceramic cut-off wheel for exceptional life and faster cuts

Achieve the ultimate gain in productivity and comfort with the new ZIP™ XX cut-off wheel. Made with a unique ceramic grain and WALTER's new SMART RESIN™ technology, it provides the most cuts without compromising on speed and safety. Not only does it cut up to 10% faster than aluminum oxide wheels, it lasts at least 30% longer than competitive ceramic wheels. Use ZIP™ XX to increase productivity and reduce your overall cost.



- ▷ **SMART RESIN™ Technology exposes fresh grains at the optimal time to optimize the balance between sharpness & life**
- ▷ **Experience faster, smoother and safer cutting**
- ▷ **Maximize productivity while reducing change outs**
- ▷ **Self-sharpening ceramic grain blend**
- ▷ **Premium reinforcement for added safety**
- ▷ **Designed to exceed the highest industry safety standards**

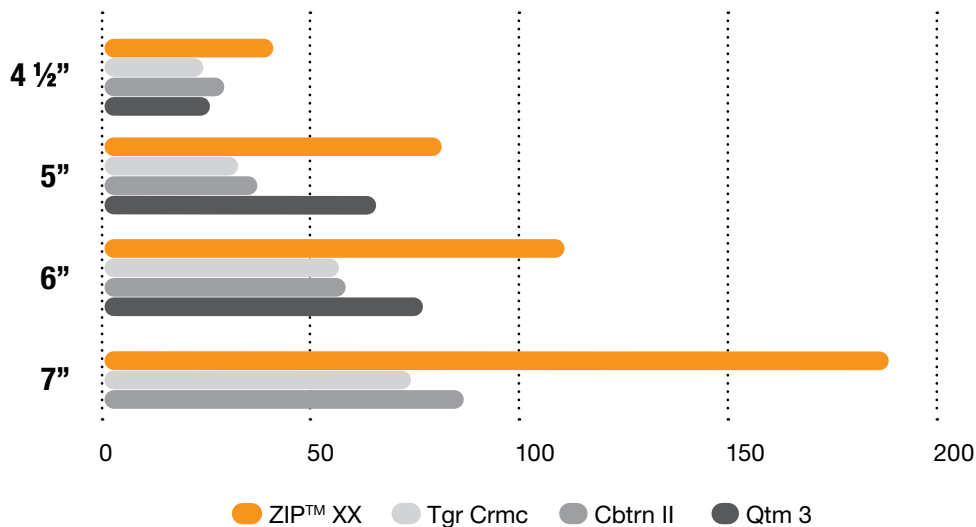
EXCLUSIVE
SMART RESIN™
TECHNOLOGY

TYPE 1



Dia.	Thick.	Arbor	Order No.	Grade	Max. RPM	Std. Pkg.	Std. Ctn.
4 1/2"	1/16" (.062")	7/8"	11-X 242	CA-46	13,300	25	400
5"	1/16" (.062")	7/8"	11-X 252	CA-46	12,200	25	400
6"	1/16" (.062")	7/8"	11-X 262	CA-46	10,200	25	200
7"	5/64" (.078")	7/8"	11-X 272	CA-46	8,600	25	100

THE MOST CUTS PER WHEEL AVAILABLE TODAY



Performed on mild steel 1/4" x 2" flat bar

ZIP TiTAN™

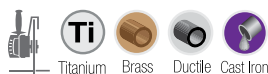
Best solution for cutting titanium and brass

For the best solution when working with titanium and brass materials, trust ZIP TiTAN™. It cuts through titanium and brass without overheating these metals, delivering a longer lasting cut-off wheel while preserving the mechanical properties and surface integrity of the material being cut. Get more cuts per wheel and faster, freer cuts on some of the industry's most challenging metals, courtesy of ZIP TiTAN™.

- ▷ *Longer life and optimal cutting performance on titanium and brass*
- ▷ *Unique formulation which prevents metal from overheating 100%*



TYPE 1



Dia.	Thick.	Arbor	Order No.	Grade	Max. RPM	Std. Pkg.	Std. Ctn.
4 1/2"	3/64" (.045")	7/8"	11-H 042	C-60	13,300	25	400
5"	3/64" (.045")	7/8"	11-H 052	C-60	12,200	25	400
6"	3/64" (.045")	7/8"	11-H 062	C-36	10,200	25	200
7"	1/16" (.062")	7/8"	11-H 072	C-36	8,600	25	100





ZIPCUT™

Setting the industry standard for cut-off wheels

Faster, cooler, freer cutting and heavily reinforced for added safety, ZIPCUT provides premium performance while resisting twisting and bending. This allows for a true, straight cut every time. The end result is a wheel that improves worker safety while delivering great value.



TYPE 1

Dia.	Thick.	Arbor	Order No.	Grade	Max. RPM	Std. Pkg.	Std. Ctn.
4 1/2"	3/64" (.045")	7/8"	11-T 042	A-60	13,300	25	400
5"	3/64" (.045")	7/8"	11-T 052	A-60	12,200	25	400
6"	3/64" (.045")	7/8"	11-T 062	A-60	10,200	25	200
7"	1/16" (.062")	7/8"	11-T 072	A-30	8,600	25	100
9"	* 5/64" (.078")	7/8"	11-T 092	A-30	6,600	25	100

* Must be used with 3" clamping flange No. 30-B 022 (according to ANSI B7.1)



TYPE 1



Dia.	Thick.	Arbor	Order No.	Grade	Max. RPM	Std. Pkg.	Std. Ctn.
7"	1/16" (.062")	5/8"	11-T 070	A-30	8,600	25	100
8"	1/16" (.062")	5/8"	11-T 080	A-30	7,600	25	100

TYPE 27



Dia.	Thick.	Arbor	Order No.	Grade	Max. RPM	Std. Pkg.	Std. Ctn.
4 1/2"	3/64" (.045")	7/8"	11-T 142	A-60	13,300	25	200
5"	3/64" (.045")	7/8"	11-T 152	A-60	12,200	25	200
6"	3/64" (.045")	7/8"	11-T 162	A-60	10,200	25	200
7"	1/16" (.062")	7/8"	11-T 172	A-30	8,600	25	100
9"	5/64" (.078")	7/8"	11-T 192	A-30	6,600	25	100

- ▷ Significantly more cuts than the competition*
- ▷ Less friction and faster cutting

* According to comparative test measurements performed in a lab environment.

INDUSTRY'S MOST TRUSTED WHEEL



Video available at The WALTER Network
www.youtube.com/user/TheWalterNetwork

Mounting accessories

Complete set for a flush fit and minimal spindle exposure beyond the clamping nut, for other brands of grinders with: 5/8"-11 spindles

30-B 021



Thick backing flange for a flush fit and minimal exposure of spindle beyond the clamping nut for WALTER grinders with: 5/8"-11 spindles

30-B 017

Clamping flanges set to mount 9" cut-off wheels on 5/8"-11 spindles

30-B 022



Accessory

Description	Order No.
Reducer bushing 7/8" to 5/8"	10-A 984

ZIPCUT™ SPIN-ON

High performance cutting with SPIN-ON system

A WALTER exclusive, our SPIN-ON mounting system takes your productivity to the next level with a $\frac{5}{8}$ "-11 threaded hub that reduces vibration and reduces the time spent on wheel change outs.

- ▷ *Perfectly centered wheel for total operator comfort*
- ▷ *Vibration-free cutting for maximum life, safety and productivity*



TYPE 27S **SPIN-ON**



Dia.	Thick.	Arbor	Order No.	Grade	Max. RPM	Std. Pkg.	Std. Ctn.
4 1/2"	$\frac{3}{64}$ " (.045")	$\frac{5}{8}$ "-11	11-T 342	A-60	13,300	25	100
5"	$\frac{3}{64}$ " (.045")	$\frac{5}{8}$ "-11	11-T 352	A-60	12,200	25	100
6"	$\frac{3}{64}$ " (.045")	$\frac{5}{8}$ "-11	11-T 362	A-60	10,200	25	100

QUICK AND EASY
WHEEL CHANGE FOR
MINIMUM DOWNTIME



ZIP+ XTRA™

Performance cutting in thicker metal

ZIP+ XTRA™ has a reinforced rib design for straighter cuts on metal that measures 1/8" thick or thicker. This feature also helps to cool the workpiece, preventing the large burrs and material discoloration often produced by competitive 1/16" cut-off wheels.



TYPE 1



Dia.	Thick.	Arbor	Order No.	Grade	Max. RPM	Std. Pkg.	Std. Ctn.
4 1/2"	1/16" (.062")	7/8"	11-T 242	A-36	13,300	25	400
5"	1/16" (.062")	7/8"	11-T 252	A-36	12,200	25	400
6"	1/16" (.062")	7/8"	11-T 262	A-36	10,200	25	200
7"	5/64" (.078")	7/8"	11-T 272	A-36	8,600	25	100
9"	3/32" (.094")	7/8"	11-T 292	A-36	6,600	25	100

* Must be used with 3" clamping flange No. 30-B 022 (according to ANSI B7.1)

TYPE 27



Dia.	Thick.	Arbor	Order No.	Grade	Max. RPM	Std. Pkg.	Std. Ctn.
4 1/2"	1/16" (.062")	7/8"	11-T 453	A-36	13,300	25	200
5"	1/16" (.062")	7/8"	11-T 503	A-36	12,200	25	200
6"	1/16" (.062")	7/8"	11-T 603	A-36	10,200	25	200

CHOOSE ZIP+ XTRA™
FOR THE TOUGHEST PROJECTS!

- ▷ Excellent performance for cutting material 1/8" and thicker
- ▷ 4 1/2" and 5" Type 27 wheels feature an exclusive narrow crown design and metal hub cladding
- ▷ The preferred wheel for flush cutting in confined spaces



Video available at The WALTER Network
www.youtube.com/user/TheWalterNetwork

TOUGH CUT™

For the toughest, most demanding cutting applications

These wheels cut fast and free without binding and maintain high RPM for a clean cut and superior all-around performance.



TYPE 1



Dia.	Thick.	Arbor	Order No.	Grade	Max. RPM	Std. Pkg.	Std. Ctn.
4 1/2"	3/32"	7/8"	11-R 042	A-30	13,300	25	200
5"	3/32"	7/8"	11-R 052	A-30	12,200	25	200
6"	3/32"	7/8"	11-R 062	A-30	10,200	25	200
7"	3/32"	7/8"	11-R 072	A-30	8,600	25	100
9"	3/32"	7/8"	11-R 092	A-30	6,600	25	100

* Must be used with 3" clamping flange No. 30-B 022 (according to ANSI B7.1)

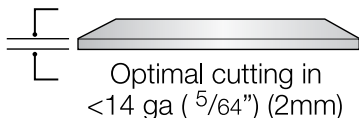


Accessory

Description	Order No.
Reducer bushing 7/8" to 5/8"	10-A 984



Recommended: 8 ga (3/16") (4 mm)



- ▷ *Fast, free precision cuts*
- ▷ *Clean cutting for less rework*
- ▷ *Unique mix of abrasive grains ensures cool cutting for less discoloration and warping*
- ▷ *Fe-free formulation – guaranteed not to contaminate stainless steel*
- ▷ *Perfect for plunge cutting applications*

ZIP ONE™

High performance cut-off wheel for thin gauge metal

ZIP ONE™ offers the quickest cuts and longest life in an ultra-thin 1/32" wheel. It is cool cutting to provide a burr-free cut with minimal discoloration. Best of all, it cuts extremely quickly and without vibration, making your job safer and easier when working with thin gauge steel or stainless steel.

EXTRA THIN FOR ULTRA PRECISE CUTTING

TYPE 1



Dia.	Thick.	Arbor	Order No.	Grade	Max. RPM	Std. Pkg.	Std. Ctn.
4 1/2"	1/32" (.035)	7/8"	11-T 542	ZA-60	13,300	25	400
5"	1/32" (.035)	7/8"	11-T 552	ZA-60	12,200	25	400



TYPE 27



Dia.	Thick.	Arbor	Order No.	Grade	Max. RPM	Std. Pkg.	Std. Ctn.
4 1/2"	1/32" (.032")	7/8"	11-T 642	ZA-60	13,300	25	400
5"	1/32" (.032")	7/8"	11-T 652	ZA-60	12,200	25	400
6"	1/32" (.035")	7/8"	11-T 662	ZA-60	10,200	25	200
7"	3/64" (.045")	7/8"	11-T 672	ZA-60	8,600	25	100



Video available at The WALTER Network
www.youtube.com/user/TheWalterNetwork





- ▷ Free of iron, sulfur and chlorine so as not to contaminate stainless steel
- ▷ Type 27 allows more clearance for flush cutting
- ▷ Metal hub cladding for extra strength, control and safety

ZIP STAINLESS™

Guaranteed not to contaminate stainless steel

The Zip Stainless™ is better than ever. This cut-off wheel is free of iron, sulfur and chlorine, ensuring it will not contaminate stainless steel or other nickel alloyed steels. It offers cool, free cuts and the best overall performance on nickel alloyed steels.


TYPE 1



Dia.	Thick.	Arbor	Order No.	Grade	Max. RPM	Std. Pkg.	Std. Ctn.
4 1/2"	3/64" (.045")	7/8"	11-F 042	A-60	13,300	25	400
5"	3/64" (.045")	7/8"	11-F 052	A-60	12,200	25	400
6"	3/64" (.045")	7/8"	11-F 062	A-60	10,200	25	200
7"	1/16" (.062")	7/8"	11-F 072	A-46	8,600	25	100
9"	5/64" (.078")	7/8"	11-F 092	* A-46	6,600	25	100

* Must be used with 3" clamping flange No. 30-B 022 (according to ANSI B7.1)

TYPE 27



Dia.	Thick.	Arbor	Order No.	Grade	Max. RPM	Std. Pkg.	Std. Ctn.
4 1/2"	3/64" (.045")	7/8"	11-F 142	A-60	13,300	25	200
5"	3/64" (.045")	7/8"	11-F 152	A-60	12,200	25	400
6"	3/64" (.045")	7/8"	11-F 162	A-60	10,200	25	200
7"	1/16" (.062")	7/8"	11-F 172	A-46	8,600	25	100
9"	5/64" (.078")	7/8"	11-F 192	A-46	6,600	25	100



**Best wheel life and extra fast cutting in aluminum and other non-ferrous alloys*



ZIP ALU™

Fast and free cutting of aluminum without clogging

ZIP ALU™ is designed to provide long life and quick cuts on aluminum and other non-ferrous alloys. Our special abrasive blend provides smooth, cool cuts and is guaranteed not to clog, saving you time and money.

TYPE 1



Dia.	Thick.	Arbor	Order No.	Grade	Max. RPM	Std. Pkg.	Std. Ctn.
4 1/2"	3/64" (.045")	7/8"	11-U 042	A-60-ZIP-ALU	13,300	25	400
5"	3/64" (.045")	7/8"	11-U 052	A-60-ZIP-ALU	12,200	25	400
6"	3/64" (.045")	7/8"	11-U 062	A-60-ZIP-ALU	10,200	25	200
7"	1/16" (.062")	7/8"	11-U 072	A-30-ZIP-ALU	8,600	25	100

TYPE 27



Dia.	Thick.	Arbor	Order No.	Grade	Max. RPM	Std. Pkg.	Std. Ctn.
4 1/2"	3/64" (.045")	7/8"	11-U 142	A-60-ZIP-ALU	13,300	25	400
5"	3/64" (.045")	7/8"	11-U 152	A-60-ZIP-ALU	12,200	25	400
6"	3/64" (.045")	7/8"	11-U 162	A-60-ZIP-ALU	10,200	25	200
7"	1/16" (.062")	7/8"	11-U 172	A-30-ZIP-ALU	8,600	25	100

ANGLE GRINDER CUT AND GRIND WHEELS



COMBO ZIP

Fast, safe cutting and deburring with one wheel

Safely cut and deburr with just one wheel. COMBO ZIP™ is the perfect fit when operators don't want the hassle of having to change out wheels to deburr, notch or chamfer immediately after cutting. Save time and improve worker safety with COMBO ZIP™.

- ▷ Cutting and deburring combined for less wheel changeover and greater productivity
- ▷ Reinforced like a grinding wheel to improve operator safety
- ▷ ZIP formulation guarantees fast cutting time and long life
- ▷ Equipped with a metal protective hub for extra strength, control and safety

TYPE 27



Dia.	Thick.	Arbor	Order No.	Grade	Max. RPM	Std. Pkg.	Std. Ctn.
4 1/2"	5/64" (.078")	7/8"	11-T 842	A-60	13,300	25	400
5"	5/64" (.078")	7/8"	11-T 852	A-60	12,200	25	200
6"	5/64" (.078")	7/8"	11-T 862	A-60	10,200	25	200



THREE LAYERS
OF REINFORCEMENT AND
METAL CLADDING FOR
MAXIMUM SAFETY



Video available at The WALTER Network
www.youtube.com/user/TheWalterNetwork

STRAIGHT GRINDER CUT-OFF WHEELS



EXCELLENT
CUTTING SPEED
AND WHEEL LIFE

- ▶ *Fast, cool and free cutting, allowing the operator to work with minimal pressure for best control*
- ▶ *Superior life and cutting speed compared to competitive wheels*
- ▶ *24 grit wheels for faster cutting speeds*
- ▶ *60 grit wheels for longer life*

ZIP™

Performance cutting and grinding with straight shaft and die grinders

ZIP™ wheels offer the best performance available on straight shaft and die grinders. They are specially formulated to run cool for maximum life and are guaranteed not to contaminate stainless steel.

For notching applications, it is recommended that you use $\geq \frac{1}{8}$ ".

For grinding applications, $\frac{1}{2}$ " is recommended.

2" TYPE 1

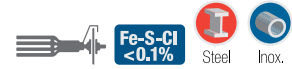


Dia.	Thick.	Arbor	Order No.	Grade	Max. RPM	Std. Pkg.	Std. Ctn.
2"	1/32"	1/4"	11-L 202	A-24	30,600	25	200
2"	1/32"	3/8"	11-L 203	A-60	30,600	25	200
2"	1/16"	5/16"	11-L 211	A-24	30,600	25	200
2"	1/16"	1/4"	11-L 212	A-24	30,600	25	200
2"	1/16"	3/8"	11-L 213	A-24	30,600	25	200
2"	1/8"	5/16"	11-L 221	A-24	30,600	25	200
2"	1/8"	3/8"	11-L 223	A-24	30,600	25	200
2"	1/4"	5/16"	11-L 231	A-24	30,600	25	200
2"	1/4"	3/8"	11-L 233	A-24	30,600	25	200
2"	1/2"	5/16"	11-L 251	A-24	30,600	25	200
2"	1/2"	3/8"	11-L 253	A-24	30,600	25	200

YouTube

Video available at The WALTER Network
www.youtube.com/user/TheWalterNetwork

2 1/2" TYPE 1



Dia.	Thick.	Arbor	Order No.	Grade	Max. RPM	Std. Pkg.	Std. Ctn.
2 1/2"	1/16"	3/8"	11-L 263	A-24	30,350	25	200



3" TYPE 1



Dia.	Thick.	Arbor	Order No.	Grade	Max. RPM	Std. Pkg.	Std. Ctn.
3"	1/32"	1/4"	11-L 302	A-60	25,470	25	200
3"	1/16"	1/4"	11-L 312	A-24	25,470	25	200
3"	1/8"	1/4"	11-L 322	A-24	25,470	25	200
3"	1/32"	3/8"	11-L 303	A-60	25,470	25	200
3"	1/16"	3/8"	11-L 317	A-60	25,470	25	200
3"	1/16"	3/8"	11-L 313	A-24	25,470	25	200
3"	1/8"	3/8"	11-L 323	A-24	25,470	25	200
3"	1/4"	3/8"	11-L 333	A-24	25,470	25	100
3"	1/2"	3/8"	11-L 353	A-24	25,470	25	100

4" TYPE 1



Dia.	Thick.	Arbor	Order No.	Grade	Max. RPM	Std. Pkg.	Std. Ctn.
4"	1/32"	3/8"	11-L 403	A-60	19,100	25	200
4"	1/16"	3/8"	11-L 413	A-24	19,100	25	200
4"	1/16"	3/8"	11-L 417	A-60	19,100	25	200
4"	1/8"	3/8"	11-L 423	A-24	19,100	25	200
4"	1/4"	3/8"	11-L 433	A-24	19,100	25	100
4"	1/2"	3/8"	11-L 453	A-24	19,100	25	75
4"	1/32"	5/8"	11-L 405	A-60	19,100	25	200
4"	1/16"	5/8"	11-L 415	A-24	19,100	25	200

- ▷ Ideal for flush cutting
- ▷ Metal hub cladding for extra strength and safety



3" & 4" TYPE 27



Dia.	Thick.	Arbor	Order No.	Grade	Max. RPM	Std. Pkg.	Std. Ctn.
3"	1/32"	3/8"	11-L 308	* A-60	25,470	25	200
4"	1/32"	3/8"	11-L 408	** A-60	19,100	25	200

* Use with 1/4" mandrel 11-L 007

** Use with 1/4" mandrel 11-L 003

ZIP ALU™

Fast and free cutting of aluminum without clogging

Thin cut-off wheels specially formulated to cut a wide variety of aluminum, aluminum alloys and non-ferrous metals without clogging.

TYPE 1



Dia.	Thick.	Arbor	Order No.	Grade	Max. RPM	Std. Pkg.	Std. Ctn.
3"	1/32"	3/8"	11-U 303	A-60	25,470	25	200
4"	1/32"	3/8"	11-U 403	A-60	19,100	25	200

- ▷ Best wheel life and extra fast cutting on aluminum



Mounting accessories

Flush mandrels with 1/4" shaft for wheel thickness up to 1/2"

For 2 and 3" wheels, 1/4" and 3/8" arbor	11-L 007
For 2" wheels, 5/16" arbor	11-L 001
For 3" and 4" wheels, 1/4" arbor	11-L 006
For 3" and 4" wheels, 3/8" arbor	11-L 003

General purpose mandrels with 1/4" shaft for wheel thickness up to 1/2"

For 2" wheels, 3/8" arbor	11-L 008
For 2" wheels, 5/16" arbor	11-L 002
For 3" and 4" wheels, 3/8" arbor	11-L 004

With 5/16" shaft For 3" and 4" wheels, 3/8" arbor

For 3" and 4" wheels, 3/8" arbor	11-L 005
----------------------------------	----------

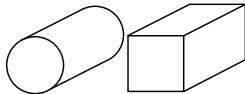


EXTRA FAST
CUTTING ON ALUMINUM
WITHOUT CLOGGING!

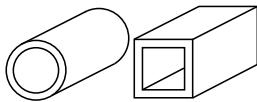
CHOP SAW CUT-OFF WHEELS



THE WHEEL OF CHOICE FOR SOLIDS AND STAINLESS TUBES



- ▷ Reinforced center
- ▷ Optimized for use on low power chop saws; reduces load on machine and creates less burrs
- ▷ The wheel of choice for solids and stainless steel tubing



- ▷ Double external reinforcement for extra safety
- ▷ The wheel of choice for tubing and extrusions
- ▷ Longer life for the toughest applications



- ▷ Fast and free cutting on all types of aluminum and non-ferrous metals
- ▷ Unique formulation which prevents clogging to extend wheel life



- ▷ Optimal cutting performance on titanium and brass
- ▷ Unique formulation prevents metal from overheating
- ▷ For portable and stationary saws

CHOPCUT™

Performance cutting with portable chop saws

These wheels have been developed specifically for use on portable chop saws. They put minimal load on the motor, making them easy on both the operator and the tool. Best of all, CHOPCUT™ wheels deliver quick cuts and exceptional lifespan.



CHOPCUT

General purpose

TYPE 1



Dia.	Thick.	Arbor	Order No.	Grade	Max. RPM	Std. Pkg.	Std. Ctn.
12"	3/32"	1"	10-Q 123	A-30	5,100	10	50
14"	3/32"	1"	10-Q 143	A-30	4,400	10	50
16"	7/64"	1"	10-Q 163	A-30	3,800	10	30

CHOPCUT II

High performance

TYPE 1



Dia.	Thick.	Arbor	Order No.	Grade	Max. RPM	Std. Pkg.	Std. Ctn.
12"	3/32"	1"	10-P 123	A-30	5,100	10	50
14"	3/32"	1"	10-P 143	A-30	4,400	10	50
16"	7/64"	1"	10-P 163	A-30	3,800	10	30

CHOPCUT ALU

ALU

TYPE 1



Dia.	Thick.	Arbor	Order No.	Grade	Max. RPM	Std. Pkg.	Std. Ctn.
12"	3/32"	1"	10-L 123	A-30	5,100	10	50
14"	3/32"	1"	10-L 143	A-30	4,400	10	50

CHOPCUT TITAN

Titanium

TYPE 1



Dia.	Thick.	Arbor	Order No.	Grade	Max. RPM	Std. Pkg.	Std. Ctn.
14"	1/8" (.125")	1"	10-H 143	C-30	4,400	10	50
16"	9/64" (.125")	1"	10-H 163	C-30	3,800	10	30

STATIONARY SAW CUT-OFF WHEELS

RIPCUT™

High performance cutting on stationary cut-off machines

Available in several styles, these heavily-reinforced wheels can tackle anything from thin walled profiles to heavy solids, while providing fast cuts and long life, to give you the lowest cost-per-cut in the industry.



RIPCUT

General purpose TYPE 1



Dia.	Thick.	Arbor	Order No.	Grade	Max. RPM	Std. Pkg.	Std. Ctn.
12"	1/8"	1"	10-B 123	A-24	5,100	10	50
14"	1/8"	1"	10-B 143	A-24	4,400	10	30
16"	5/32"	1"	10-B 163	A-24	3,800	10	30
18"	3/16"	1"	10-B 183	A-24	3,400	10	20
20"	3/16"	1"	10-B 203	A-24	3,000	5	10

**FOR THE LOWEST
COST PER CUT!**

- ▷ *The most versatile wheel*
- ▷ *Cuts thin walled profiles to heavy solids*
- ▷ *The preferred wheel for low power machines (<10 HP)*

RIPCUT II

High performance TYPE 1



Dia.	Thick.	Arbor	Order No.	Grade	Max. RPM	Std. Pkg.	Std. Ctn.
12"	1/8"	1"	10-A 123	A-24	5,100	10	50
14"	1/8"	1"	10-A 143	A-24	4,400	10	30
16"	5/32"	1"	10-A 163	A-24	3,800	10	30
18"	3/16"	1"	10-A 183	A-24	3,400	10	20
20"	3/16"	1"	10-A 203	A-24	3,000	5	10
20"	3/16"	40 mm	10-A 206	A-24	3,000	5	10

- ▷ *Outperforms all other comparable wheels*
- ▷ *Cuts almost anything from thin wall shapes to solid shafts*
- ▷ *For use on high power machines (>10 HP)*

RIPCUT STAINLESS

Stainless TYPE 1



Dia.	Thick.	Arbor	Order No.	Grade	Max. RPM	Std. Pkg.	Std. Ctn.
14"	1/8"	1"	10-C 143	A-36	4,400	10	30

- ▷ *Specially formulated to cut all types of stainless and alloyed steels*
- ▷ *Fast and cool cutting with less burrs and discoloration*

Accessories

Reducer bushings

From	To	Order No.	From	To	Order No.
40 mm	1 1/2"	10-A 992	1"	7/8"	10-A 988
40 mm	1 1/4"	10-A 991	1"	3/4"	10-A 987
40 mm	1"	10-A 990	1"	5/8"	10-A 986
1"	20 mm	10-A 989	1"	1/2"	10-A 985



GAS SAW CUT-OFF WHEELS



PORTACUT™

High speed cutting with gas and electric power saws

These premium wheels stand out as the most reliable cut-off wheels for all on-site cutting jobs. Reinforced for added safety and formulated for an optimal cutting speed and wheel life ratio, PORTACUT™ is the preferred choice for professionals who demand “only the best” in performance and jobsite safety.

- ▷ *General purpose cutting of steel and cast iron*
- ▷ *Designed for cutting of concrete, concrete blocks, stone, asphalt, etc.*
- ▷ *General purpose cutting of reinforced concrete pipes, ductile iron, PVC and other plastic pipes*

TYPE 1



Dia.	Thick.	Arbor	Order No.	Grade	Max. RPM	Std. Pkg.	Std. Ctn.
12"	1/8"	20 mm STIHL	11-A 121	A-24	6,300	10	50
12"	1/8"	7/8" PARTNER	11-A 122	A-24	6,300	10	50
12"	1/8"	1"	11-A 123	A-24	6,300	10	50
14"	1/8"	20 mm STIHL	11-A 141	A-24	5,400	10	30
14"	1/8"	7/8" PARTNER	11-A 142	A-24	5,400	10	30
14"	1/8"	1"	11-A 143	A-24	5,400	10	30

TYPE 1



Dia.	Thick.	Arbor	Order No.	Grade	Max. RPM	Std. Pkg.	Std. Ctn.
12"	1/8"	20 mm STIHL	11-D 121	C-24	6,300	10	50
12"	1/8"	7/8" PARTNER	11-D 122	C-24	6,300	10	50
12"	1/8"	1"	11-D 123	C-24	6,300	10	50
14"	1/8"	20 mm STIHL	11-D 141	C-24	5,400	10	30
14"	1/8"	7/8" PARTNER	11-D 142	C-24	5,400	10	30
14"	1/8"	1"	11-D 143	C-24	5,400	10	30

RAIL SAW CUT-OFF WHEELS



- ▷ *Made with premium abrasive grains and resin*
- ▷ *Heavily reinforced for maximum safety and smoothness*
- ▷ *Railcut II Long Life for longer life and use on softer (new) rail - Best option for hydraulic saws*
- ▷ *Railcut II Fast Cut for faster cutting and minimal deflection on hardened (used) rail - Best option for gas saws*

RAILCUT II™

Premium wheels for cutting all types of rail

RAILCUT II™ wheels are designed for fast cutting on all types of rails without glazing. They are heavily reinforced for maximum safety, smooth cutting and more cuts per wheel than ever before.

RAILCUT II LONG LIFE

TYPE 1



Dia.	Thick.	Arbor	Order No.	Grade	Max. RPM	Std. Pkg.	Std. Ctn.
14"	5/32"	1"	11-V 143	A-24	5,400	10	30
16"	5/32"	1"	11-V 163	A-24	4,700	10	30

RAILCUT II FAST CUT

TYPE 1



Dia.	Thick.	Arbor	Order No.	Grade	Max. RPM	Std. Pkg.	Std. Ctn.
14"	5/32"	1"	11-V 145	A-24	5,400	10	30
16"	5/32"	1"	11-V 165	A-24	4,700	10	30

Accessories

Reducer bushings

From	To	Order No.
1"	20 mm	10-A 989
1"	7/8"	10-A 988




ALLSTEEL™


ALLSTEEL™ CUT-OFF WHEELS

ALLSTEEL™ high-performance cut-off wheels are specially formulated for fast cutting action for a superior performance-to price ratio. Free of iron, sulfur and chlorine, they're guaranteed not to contaminate stainless steel or other nickel-alloyed steels.



TYPE 1 

Order No.	Dia.	Thick.	Arbor	Grit	Max RPM	Std. Pkg.	Std Ctn
11-W 042	4-1/2"	3/64" (.045)	7/8"	A-30	13,300	25	400
11-W 052	5"	3/64" (.045)	7/8"	A-30	12,250	25	400
11-W 062	6"	1/16" (.062)	7/8"	A-30	10,200	25	200
11-W 072	7"	5/64" (.078)	7/8"	A-30	8,500	25	100

TYPE 27 

Order No.	Dia.	Thick.	Arbor	Grit	Max RPM	Std. Pkg.	Std Ctn
11-W 142	4-1/2"	3/64" (.045)	7/8"	A-30	13,300	25	400
11-W 152	5"	3/64" (.045)	7/8"	A-30	12,250	25	400
11-W 162	6"	1/16" (.062)	7/8"	A-30	10,200	25	200
11-W 172	7"	5/64" (.078)	7/8"	A-30	8,500	25	100


- ▷ The perfect choice for steel and stainless steel
- ▷ Excellent overall performance
- ▷ Free of iron, sulfur and chlorine - will not contaminate stainless steel
- ▷ Type 1 ensures longer life
- ▷ Type 27 allows more clearance for flush cutting
- ▷ OSA Certification

ALLSTEEL™ MINI CUT-OFF WHEELS

Made of bonded aluminum oxide grains, ALLSTEEL™ mini cut-off wheels deliver excellent performance on straight shaft and die grinders, pneumatic or electric.

- ▷ Fast cut rate
- ▷ Perfect for cutting steel and stainless steel
- ▷ Free of iron, sulfur and chlorine - will not contaminate stainless steel



TYPE 1 

Order No.	Dia.	Thick.	Arbor	Grit	Max RPM	Std. Pkg.	Std Ctn
11-W 302	3"	1/32"	1/4"	A-46	25,470	25	150
11-W 303	3"	1/32"	3/8"	A-46	25,470	25	150
11-W 312	3"	1/16"	1/4"	A-46	25,470	25	150
11-W 313	3"	1/16"	3/8"	A-46	25,470	25	150
11-W 403	4"	1/32"	3/8"	A-46	19,100	25	150
11-W 413	4"	1/16"	3/8"	A-46	19,100	25	150
11-W 423	4"	1/8"	3/8"	A-46	19,100	25	150

ALLSTEEL™ CHOPSAW WHEELS

ALLSTEEL™ Chopsaw wheels offer optimal cutting rates. Made with a rigid and versatile body construction, these wheels are designed for the demands of portable chop saw applications.

- ▷ *Fast cuts on structural steel cross sections, pipes and tubing*
- ▷ *Great performance - excellent control for added safety*
- ▷ *Optimized for long life - the economical choice*
- ▷ *OSA Certification*

TYPE 1

Order No.	Dia.	Thick.	Arbor	Grit	Max RPM	Std. Pkg.	Std Ctn
10-W 123	12"	7/64"	1"	A-30	5,100	10	50
10-W 143	14"	1/8"	1"	A-30	4,400	10	30



ALLSTEEL™ GAS SAW WHEELS

ALLSTEEL™ gas saw wheels are engineered to cut all ferrous metals including steel and stainless steel, quickly and efficiently. These high-performance wheels are heavily reinforced for maximum operator safety. They run cool and provide clean cuts and a long wheel-life.

- ▷ *Perfect for cutting steel and stainless steel*
- ▷ *Provides a cool, clean cut*
- ▷ *Excellent control for optimum safety*

TYPE 1

Order No.	Dia.	Thick.	Arbor	Grit	Max RPM	Std. Pkg.	Std Ctn
11-W 321	12"	1/8"	20 mm (STIHL)	A-24	6,300	10	50
11-W 341	14"	1/8"	20 mm (STIHL)	A-24	5,400	10	30



THE **BUCKET** PROGRAM

A simple and easy way to gather data and make recommendations

Today's competitive marketplace makes it essential for companies to adapt to new realities and evaluate ways to improve performance, productivity, safety and to make daily operations more cost-effective.

As the global industry leader in metalworking technologies, WALTER has developed the **Bucket Program** as a non-intrusive way to analyze usage and help you reach these targets in your abrasive and tooling operations.

*Done in **YOUR** working environment, based on **YOUR** challenges.*

HOW DOES IT WORK?

- **STEP 1:**
Current process evaluation and data collection
 - **STEP 2:**
New process evaluation using only WALTER products
 - **RESULTS:**
Documented cost savings report and recommendations
-

If we can't prove savings, we will credit the difference!

Contact your WALTER representative or distributor and ask how you can participate in the WALTER Bucket Program.



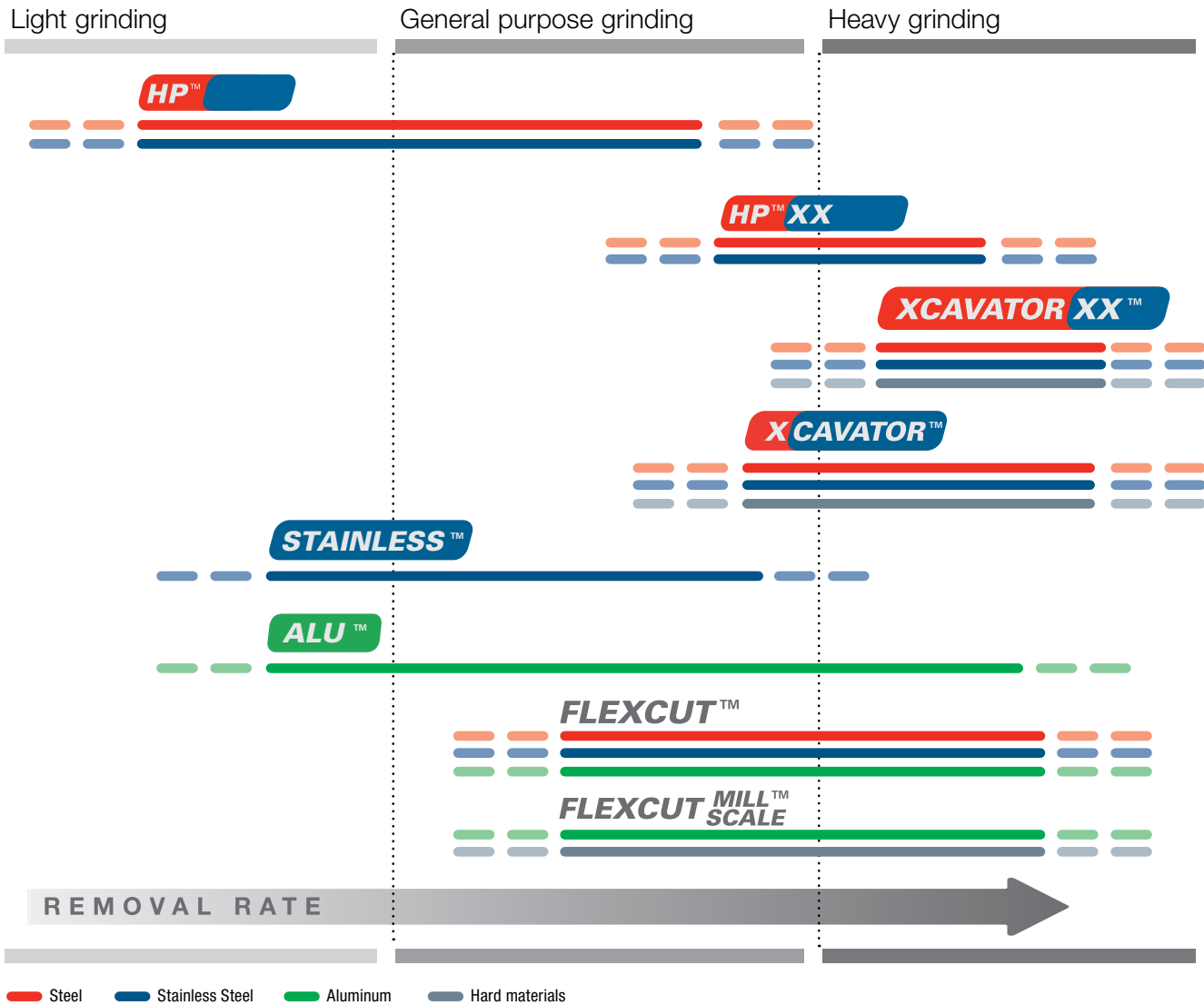
03

GRINDING



GRINDING PRODUCTS AT A GLANCE

RECOMMENDED BY TYPE OF USAGE



EXCLUSIVE TO WALTER CONVENIENT AND SAFE!

SPIN-ON quick-change mounting

- Ultra resistant built-in threaded arbor for quick and easy disc changes while ensuring operator safety
- All the safety and comfort of using a wheel with a 5/8"-11 metal hub at just a fraction of the price



ANGLE GRINDER GRINDING WHEELS

XCAVATOR XX™

Ultra-fast removal, stress-free

WALTER's Xcavator™ XX delivers premium performance so operators can remove more material faster in a comfortable grinding experience. Its unique ceramic grain blend delivers ultra-fast removal rates while reducing operator stress. Its durability and long life contribute to fewer wheel changeovers. The all-powerful Xcavator™ XX is the most productive wheel for heavy-duty grinding on steel and stainless steel. Work better. Work less.



1/8" TYPE 27



Fe-S-CI
<0.1%



Dia.	Thick.	Arbor	Order No.	Grade	Max. RPM	Std. Pkg.	Std. Ctn.
4 1/2"	1/8"	7/8"	08-X 452	CA-24	13,300	10	40
5"	1/8"	7/8"	08-X 502	CA-24	12,250	10	40
6"	1/8"	7/8"	08-X 602	CA-24	10,200	10	40
7"	1/8"	7/8"	08-X 702	CA-24	8,600	10	40
9"	1/8"	7/8"	08-X 902	CA-24	6,650	10	40

ULTRA-FAST
REMOVAL RATE
ON THE TOUGHEST
METALS

1/4" TYPE 27



Fe-S-CI
<0.1%



Dia.	Thick.	Arbor	Order No.	Grade	Max. RPM	Std. Pkg.	Std. Ctn.
4 1/2"	1/4"	7/8"	08-X 450	CA-24	13,300	10	40
5"	1/4"	7/8"	08-X 500	CA-24	12,250	10	40
6"	1/4"	7/8"	08-X 600	CA-24	10,200	10	40
7"	1/4"	7/8"	08-X 700	CA-24	8,600	10	40
9"	1/4"	7/8"	08-X 900	CA-24	6,650	10	40

- ▷ Ultra-fast removal rate
- ▷ Comfortable grinding experience that maximizes productivity
- ▷ Advanced design prevents edge flaking for better balance and safety
- ▷ Ferrous-free formulation (will not contaminate stainless steel)








XCAVATOR™






High removal rate on steel, stainless steel and hard metals

Xcavator™ has been redesigned to incorporate the latest innovation in Type 27 depressed center grinding wheels. The Comfort Max™ Technology in the hub of the wheel helps to minimize vibration, providing the operator with more comfortable, ergonomic work conditions without sacrificing productivity. Xcavator™ delivers premium performance, high removal rate in steel and stainless steel and can confront some of the industry's toughest metals, such as tungsten carbide and quenched and tempered steel. Eliminate bottlenecks in your production process and reduce the amount of time spent grinding with the Xcavator™ with Comfort Max™ Technology, exclusive to WALTER Surface Technologies.



1/4" TYPE 27   **Fe-S-CI <0.1%**   

Dia.	Thick.	Arbor	Order No.	Grade	Max. RPM	Std. Pkg.	Std. Ctn.
4 1/2"	1/4"	7/8"	08-P 460	ZA-16	13,300	25	100
5"	1/4"	7/8"	08-P 510	ZA-16	12,200	25	100
6"	1/4"	7/8"	08-P 600	ZA-16	10,200	25	100
7"	1/4"	7/8"	08-P 700	ZA-16	8,600	25	50
9"	1/4"	7/8"	08-P 900	ZA-16	6,600	25	50

1/4" TYPE 27S  **SPIN-ON**  **Fe-S-CI <0.1%**   


Dia.	Thick.	Arbor	Order No.	Grade	Max. RPM	Std. Pkg.	Std. Ctn.
4 1/2"	1/4"	5/8"-11	08-P 450	ZA-16	13,300	20	80
5"	1/4"	5/8"-11	08-P 500	ZA-16	12,200	20	80

Always use with flange 30-B 057.

GUARANTEES

HIGH REMOVAL IN THE INDUSTRY'S TOUGHEST METALS

- ▷ *Comfort Max™ Technology provides a smoother, more comfortable grinding experience without sacrificing productivity*
- ▷ *Patented multi-layer technology*
- ▷ *Advanced design prevents edge flaking for better balance and added safety*
- ▷ *Optimal power transfer from operator to working surface*
- ▷ *Fe-Free formulation (guaranteed not to contaminate stainless steel)*



Video available at The WALTER Network
www.youtube.com/user/TheWalterNetwork







HP™

High performance and exceptional comfort for everyday grinding

The HP™ has set new industry benchmarks in general purpose grinding on steel and stainless steel. With an abrasive grain formula engineered for greater hardness and wear resistance, HP™ wheels remove metal faster and with less effort to provide one of the best overall values in grinding.





SMOOTH GRINDING WITH AN AGGRESSIVE, CONTROLLED BITE

- ▷ High performance wheel that grinds off metal swiftly
- ▷ Smooth grinding with an aggressive, controlled bite
- ▷ Long wheel life

1/4" TYPE 27S  **SPIN-ON**   





Dia.	Thick.	Arbor	Order No.	Grade	Max. RPM	Std. Pkg.	Std. Ctn.
4 1/2"	1/4"	5/8"-11	08-B 450	A-24	13,300	20	80
5"	1/4"	5/8"-11	08-B 500	A-24	12,200	20	80
6"	1/4"	5/8"-11	08-B 630	A-24	10,200	20	80

Always use 1/4" wheels with flange 30-B 057.





1/4" TYPE 28S  **SPIN-ON**   

Dia.	Thick.	Arbor	Order No.	Grade	Max. RPM	Std. Pkg.	Std. Ctn.
4 1/2"	1/4"	5/8"-11	08-B 451	A-24	13,300	20	80
5"	1/4"	5/8"-11	08-B 501	A-24	12,200	20	80

Always use 1/4" wheels with flange 30-B 057.

1/4" TYPE 27    

Dia.	Thick.	Arbor	Order No.	Grade	Max. RPM	Std. Pkg.	Std. Ctn.
3"	1/4"	3/8"	08-B 310	A-24	20,000	25	100
4"	1/4"	3/8"	08-B 410	A-24	15,300	25	100
4"	1/4"	5/8"	08-B 400	A-24	15,300	25	100
4 1/2"	1/4"	7/8"	08-B 460	A-24	13,300	25	100
5"	1/4"	7/8"	08-B 510	A-24	12,200	25	100
6"	1/4"	7/8"	08-B 600	A-24	10,200	25	100
7"	1/4"	7/8"	08-B 710	A-24	8,600	25	50
9"	1/4"	7/8"	08-B 910	A-24	6,600	25	50

1/4" TYPE 28    

Dia.	Thick.	Arbor	Order No.	Grade	Max. RPM	Std. Pkg.	Std. Ctn.
7"	1/4"	7/8"	08-B 701	A-24	8,600	25	50
9"	1/4"	7/8"	08-B 901	A-24	6,600	25	50



GET DOUBLE THE LIFE OF YOUR HP WHEELS WHEN COMBINED WITH THE MINI PLUS!
See page 144



HP COMBO™

High performance cutting and grinding; all in one wheel

These 1/8" wheels set new standards for performance in combined depressed center wheels (for portable angle grinders). They are specially reinforced to withstand the stress in off-hand cutting operations. Whether cutting, grooving, notching or light grinding, these wheels are guaranteed to give you the longest wheel life, fastest material removal and maximum safety.



Dia.	Thick.	Arbor	Order No.	Grade	Max. RPM	Std. Pkg.	Std. Ctn.
4 1/2"	1/8"	5/8"-11	08-B 452	A-30	13,300	25	200
5"	1/8"	5/8"-11	08-B 502	A-30	12,200	25	200
6"	1/8"	5/8"-11	08-B 632	A-24	10,200	25	100

Always use 1/8" wheels with flange 30-B 057.



Dia.	Thick.	Arbor	Order No.	Grade	Max. RPM	Std. Pkg.	Std. Ctn.
3"	1/8"	3/8"	08-B 312	A-24	20,000	25	200
4"	1/8"	3/8"	08-B 412	A-24	15,300	25	200
4"	1/8"	5/8"	08-B 402	A-24	15,300	25	200
4 1/2"	1/8"	7/8"	08-B 462	A-30	13,300	25	200
5"	1/8"	7/8"	08-B 512	A-30	12,200	25	200
6"	1/8"	7/8"	08-B 602	A-30	10,200	25	100
7"	1/8"	7/8"	08-B 712	A-30	8,600	25	100
9"	1/8"	7/8"	08-B 912	A-30	6,600	25	100

IDEAL FOR BOTH CUTTING AND GRINDING WORK

- ▷ Hold its cutting edge longer to provide more cuts per wheel
- ▷ Designed for maximum operator safety



Video available at The WALTER Network
www.youtube.com/user/TheWalterNetwork



- ▷ Our longest lasting grinding wheel
- ▷ Improved bonding technology and state-of-the-art manufacturing ensure a working life that is unsurpassed



Additional benefits of Spin-On

- ▷ Built-in threaded arbor ensures minimum vibration for maximum operator comfort
- ▷ No need for a pin key

HP XX™

Premium grinding at the lowest overall cost

HP XX™ incorporates the latest advances in abrasive grain, bonding and manufacturing technology to substantially lower your total grinding costs. With the longest life in our grinding wheel lineup and extremely aggressive material removal, HP XX™ will allow you to achieve the lowest overall cost of grinding on steel.

1/8" TYPE 27



Dia.	Thick.	Arbor	Order No.	Grade	Max. RPM	Std. Pkg.	Std. Ctn.
4 1/2"	1/8"	7/8"	08-H 452	ZA-24	13,300	25	200
5"	1/8"	7/8"	08-H 502	ZA-24	12,200	25	200
6"	1/8"	7/8"	08-H 602	ZA-24	10,200	25	200
7"	1/8"	7/8"	08-H 702	ZA-24	8,600	25	100
9"	1/8"	7/8"	08-H 902	ZA-24	6,600	25	100

1/4" TYPE 27S



Dia.	Thick.	Arbor	Order No.	Grade	Max. RPM	Std. Pkg.	Std. Ctn.
4 1/2"	1/4"	5/8"-11	08-K 450	ZA-20	13,300	20	80
5"	1/4"	5/8"-11	08-K 500	ZA-20	12,200	20	80

Always use with flange 30-B 057 listed on page 159.

1/4" TYPE 27



Dia.	Thick.	Arbor	Order No.	Grade	Max. RPM	Std. Pkg.	Std. Ctn.
4 1/2"	1/4"	7/8"	08-H 450	ZA-24	13,300	25	100
5"	1/4"	7/8"	08-H 500	ZA-24	12,200	25	100
6"	1/4"	7/8"	08-H 600	ZA-24	10,200	25	100
7"	1/4"	7/8"	08-H 700	ZA-24	8,600	25	50
9"	1/4"	7/8"	08-H 900	ZA-24	6,600	25	50

1/4" TYPE 28



Dia.	Thick.	Arbor	Order No.	Grade	Max RPM	Std. Pkg.	Std. Ctn
7"	1/4"	7/8"	08-K 701	ZA-24-HPS	8,600	25	50
9"	1/4"	7/8"	08-K 901	ZA-24-HPS	6,600	25	50



GET DOUBLE THE LIFE OF YOUR HP XX WHEELS WHEN COMBINED WITH THE PRO 5 GRINDER!
See page 145

All 7" × 1/8", 7" × 1/4", 9" × 1/8" and 9" × 1/4" depressed center wheels are available with threaded hubs 5/8"-11 mounted.

Order numbers for mounted wheels are 5-numbers higher.

For example:

08-B 712 + 5 = 08-B 717 = 7" × 1/8" × 5/8"-11 A-30-COMBO cutting/grinding wheel.
Std. Pkg.: 10.



1/8" cutting and light grinding:

- ▷ High performance cutting and intermittent light grinding
- ▷ Maintain a superior cutting edge



1/4" grinding:

- ▷ Fast and easy changeover of wheel for minimum downtime
- ▷ High performance and superior control in the most demanding grinding applications





**WILL NOT
CONTAMINATE
STAINLESS STEEL**

- ▷ Fast and cool stock removal
- ▷ High performance and superior control in the most demanding grinding applications





STAINLESS™

Superior performance on stainless steel

When you need a wheel that is guaranteed not to contaminate stainless steel, this is the wheel for the job. These wheels do not contain any iron, sulfur or chlorine and are designed to hug the workpiece for controlled grinding and a smooth, high quality finish.





1/8" TYPE 27S  **SPIN-ON**   

Dia.	Thick.	Arbor	Order No.	Grade	Max. RPM	Std. Pkg.	Std. Ctn.
4 1/2"	1/8"	5/8"-11	08-F 452	A-30	13,300	25	100
5"	1/8"	5/8"-11	08-F 502	A-30	12,200	25	100





1/8" TYPE 27    

Dia.	Thick.	Arbor	Order No.	Grade	Max. RPM	Std. Pkg.	Std. Ctn.
4 1/2"	1/8"	7/8"	08-F 462	A-30	13,300	25	200
5"	1/8"	7/8"	08-F 512	A-30	12,200	25	200
6"	1/8"	7/8"	08-F 602	A-30	10,200	25	100
7"	1/8"	7/8"	08-F 702	A-30	8,600	25	100
9"	1/8"	7/8"	08-F 902	A-30	6,600	25	100





Always use 1/8" wheels with flange 30-B 057.

1/4" TYPE 27S  **SPIN-ON**   

Dia.	Thick.	Arbor	Order No.	Grade	Max. RPM	Std. Pkg.	Std. Ctn.
4 1/2"	1/4"	5/8"-11	08-F 450	A-30	13,300	20	80
5"	1/4"	5/8"-11	08-F 500	A-30	12,200	20	80

1/4" TYPE 27    

Dia.	Thick.	Arbor	Order No.	Grade	Max. RPM	Std. Pkg.	Std. Ctn.
4 1/2"	1/4"	7/8"	08-F 460	A-30	13,300	25	100
5"	1/4"	7/8"	08-F 510	A-30	12,200	25	100
6"	1/4"	7/8"	08-F 600	A-30	10,200	25	100
7"	1/4"	7/8"	08-F 700	A-30	8,600	25	50
9"	1/4"	7/8"	08-F 900	A-30	6,600	25	50

1/4" TYPE 28S  **SPIN-ON**   

Dia.	Thick.	Arbor	Order No.	Grade	Max. RPM	Std. Pkg.	Std. Ctn.
4 1/2"	1/4"	5/8"-11	08-F 451	A-30	13,300	10	80
5"	1/4"	5/8"-11	08-F 501	A-30	12,200	10	80

Always use 1/4" wheels with flange 30-B 057.



NO CLOGGING IN ANY TYPE OF ALUMINUM

1/8" cutting and light grinding:

- ▷ Formulated for cutting but may also be used for intermittent light grinding
- ▷ Fast and free cutting

1/4" grinding:

- ▷ Fast removal rate and long wheel life
- ▷ Free of waxes and lubricants

ALU™

For use on aluminum and other soft metals

These wheels will not clog or glaze when working with aluminum or other non-ferrous metals. They are free of waxes and lubricants, so there is no need to clean the surface before welding or applying a surface coating, eliminating a time-consuming step in surface preparation.

1/8" TYPE 27



Dia.	Thick.	Arbor	Order No.	Grade	Max. RPM	Std. Pkg.	Std. Ctn.
4 1/2"	1/8"	7/8"	08-L 452	A-24	13,300	25	200
5"	1/8"	7/8"	08-L 502	A-24	12,200	25	200
6"	1/8"	7/8"	08-L 602	A-24	10,200	25	100
7"	1/8"	7/8"	08-L 702	A-24	8,600	25	100
9"	1/8"	7/8"	08-L 902	A-24	6,600	25	100

1/4" TYPE 27



Dia.	Thick.	Arbor	Order No.	Grade	Max. RPM	Std. Pkg.	Std. Ctn.
4 1/2"	1/4"	7/8"	08-L 450	A-24	13,300	25	100
5"	1/4"	7/8"	08-L 500	A-24	12,200	25	100
6"	1/4"	7/8"	08-L 600	A-24	10,200	25	100
7"	1/4"	7/8"	08-L 700	A-24	8,600	25	50
9"	1/4"	7/8"	08-L 900	A-24	6,600	25	50



- ▷ Fast and free cutting
- ▷ Formulated for cutting but may also be used for intermittent light grinding
- ▷ Excellent control in demanding applications
- ▷ Extra hard silicon carbide grain for fast material removal and long wheel life
- ▷ Superior performance in hard facing and cast iron

CONCRETE™

High performance grinding and cutting

These wheels have multiple high strength reinforcements and durable bond for extra safety in tough grinding and cutting applications. They are designed for fast material removal and smooth grinding and cutting of concrete, masonry, stone and other similar building materials.

1/8" TYPE 27



Dia.	Thick.	Arbor	Order No.	Grade	Max. RPM	Std. Pkg.	Std. Ctn.
4 1/2"	1/8"	7/8"	08-D 452	C-24	13,300	25	200
5"	1/8"	7/8"	08-D 502	C-24	12,200	25	200
7"	1/8"	7/8"	08-D 702	C-24	8,600	25	100

1/4" TYPE 27



Dia.	Thick.	Arbor	Order No.	Grade	Max. RPM	Std. Pkg.	Std. Ctn.
4 1/2"	1/4"	7/8"	08-E 450	C-24	13,300	25	100
5"	1/4"	7/8"	08-E 500	C-24	12,200	25	100
7"	1/4"	7/8"	08-E 700	C-24	8,600	25	50

FLEXCUT™

Premium performance on curved or uneven surfaces

FLEXCUT™, the leading flexible grinding wheel for over 25 years, is specially formulated to deliver superior removal on all ferrous and non-ferrous metals without clogging or loading.



TYPE 29



Fe-S-CI
<0.1%



Dia.	Arbor	Grit	Order No.	Max. RPM	Std. Pkg.	Std. Ctn.
3"	3/8"	A-36-X-FLEX	15-L 303	* 20,400	25	200
3"	3/8"	A-60-X-FLEX	15-L 306	* 20,400	25	200
4 1/2"	7/8"	A-36-X-FLEX	15-L 463	13,300	25	200
5"	7/8"	A-36-X-FLEX	15-L 513	12,200	25	200
5"	7/8"	A-60-X-FLEX	15-L 516	12,200	25	200
7"	7/8"	A-24-X-FLEX	15-L 702	8,600	25	100
7"	7/8"	A-36-X-FLEX	15-L 703	8,600	25	100
7"	7/8"	A-60-X-FLEX	15-L 706	8,600	25	100
7"	7/8"	A-100-X-FLEX	15-L 710	8,600	25	100

*Use with 1/4" mandrel 11-L 007.

Always use SPIN-ON wheels with flange 30-B 057.

BLENDS IN PERFECTLY
ON UNEVEN SURFACES
AND WILL NEVER CLOG
ON ALUMINUM



TYPE 29S



SPIN-ON



Fe-S-CI
<0.1%



Dia.	Arbor	Grit	Order No.	Max. RPM	Std. Pkg.	Std. Ctn.
4 1/2"	5/8"-11	A-36-X-FLEX	15-L 453	13,300	25	100
4 1/2"	5/8"-11	A-60-X-FLEX	15-L 456	13,300	25	100
4 1/2"	5/8"-11	A-100-X-FLEX	15-L 460	13,300	25	200
5"	5/8"-11	A-36-X-FLEX	15-L 503	12,200	25	100
5"	5/8"-11	A-60-X-FLEX	15-L 506	12,200	25	100
5"	5/8"-11	A-100-X-FLEX	15-L 510	12,200	25	200
6"	5/8"-11	A-24-X-FLEX	15-L 602	10,200	25	200
6"	5/8"-11	A-36-X-FLEX	15-L 603	10,200	25	200
6"	5/8"-11	A-60-X-FLEX	15-L 606	10,200	25	200

Deep Diamond-Cut™ pattern and optimized formulation offer:

- ▷ **More flexibility**
- ▷ **Best handling on flat and curved surfaces**
- ▷ **Cooler grinding**
- ▷ **Better stock removal in all materials (steel, stainless steel, aluminum)**







Video available at The WALTER Network
www.youtube.com/user/TheWalterNetwork

FLEXCUT MILL SCALE™

Quick, consistent removal of mill scale





Are you tired of changing out wheels every few minutes as they glaze over or clog during mill scale removal? FLEXCUT MILL SCALE™ is a flexible grinding wheel designed to last longer and remove mill scale quicker than any other abrasive. That's because FLEXCUT MILL SCALE™ is the first abrasive ever designed exclusively for the purpose of removing mill scale from hot rolled steel. Save time and quit throwing away wheels every few minutes. Switch to FLEXCUT MILL SCALE™ today for easy removal of mill scale and rust.



TYPE 29S  **SPIN-ON**  **Fe-S-CI <0.1%**  

Dia.	Arbor	Order No.	Grade	Max. RPM	Std. Pkg.	Std. Ctn.
4 1/2"	5/8"-11	15-L 843	A-36-FLEX	13,300	25	100
5"	5/8"-11	15-L 853	A-36-FLEX	12,200	25	200
6"	5/8"-11	15-L 863	A-36-FLEX	10,200	25	100

Always use SPIN-ON wheels with flange 30-B 057.

TYPE 29   **Fe-S-CI <0.1%**  

Dia.	Arbor	Order No.	Grade	Max. RPM	Std. Pkg.	Std. Ctn.
7"	7/8"	15-L 873	A-36-FLEX	8,600	25	100

- ▷ *Unique blend of highly refined abrasives allows ultra quick cutting action without glazing or clogging*
- ▷ *Open diamond cut pattern prevents clogging*
- ▷ *Extremely effective for heavily rusted plates, aluminum or galvanized metal and painted material*
- ▷ *Fe-free formulation – guaranteed not to contaminate aluminum*
- ▷ *Cool cutting action*



Video available at The WALTER Network
www.youtube.com/user/TheWalterNetwork





- ▷ Thin for fast and free cutting and grooving
- ▷ Can also be used for cutting sheet metal

- ▷ Ideal for use with low power angle grinders
- ▷ Grind joint welds with ease
- ▷ Can be used for intermittent light grinding, facing and bevelling work

- ▷ Formulated for light grinding, cutting and notching



PIPEFITTER™

Designed for premium performance in pipeline construction

These wheels are specially formulated and reinforced for grinding the root pass and joint welds between passes in pipeline construction and pipe fabrication. They do not contain iron, sulfur or chlorine (Fe, S, Cl) and are guaranteed not to contaminate stainless steel.

3/32" TYPE 27



Dia.	Thick.	Arbor	Order No.	Grade	Max. RPM	Std. Pkg.	Std. Ctn.
4 1/2"	3/32"	7/8"	08-N 453	A-36	13,300	25	200
5"	3/32"	7/8"	08-N 503	A-36	12,200	25	200
6"	3/32"	7/8"	08-N 603	A-36	10,200	25	100
7"	3/32"	7/8"	08-N 703	A-36	8,600	25	100

1/8" TYPE 27



Dia.	Thick.	Arbor	Order No.	Grade	Max. RPM	Std. Pkg.	Std. Ctn.
4 1/2"	1/8"	7/8"	08-N 452	A-36	13,300	25	200
5"	1/8"	7/8"	08-N 502	A-36	12,200	25	200
6"	1/8"	7/8"	08-N 602	A-24	10,200	25	100
7"	1/8"	7/8"	08-N 702	A-24	8,600	25	100

5/32" TYPE 27



Dia.	Thick.	Arbor	Order No.	Grade	Max. RPM	Std. Pkg.	Std. Ctn.
4 1/2"	5/32"	7/8"	08-N 454	A-36	13,300	25	200
5"	5/32"	7/8"	08-N 504	A-36	12,200	25	200
6"	5/32"	7/8"	08-N 604	A-20	10,200	25	100
7"	5/32"	7/8"	08-N 704	A-20	8,600	25	100
9"	5/32"	7/8"	08-N 904	A-20	6,600	25	100

TYPE 27S SPIN-ON



Dia.	Thick.	Arbor	Order No.	Grade	Max. RPM	Std. Pkg.	Std. Ctn.
5"	3/32"	5/8"-11	08-N 533	A-36	12,200	25	200
6"	3/32"	5/8"-11	08-N 633	A-36	10,200	25	100
6"	5/32"	5/8"-11	08-N 634	A-20	10,200	25	100

Always use with flange 30-B 057.

CUP STONES

HP CUP WHEELS

WALTER HP Cup Wheels are designed for rough grinding or snagging work. Each wheel has a deeply anchored wrap-around steel hub for maximum safety and long life. A $\frac{5}{8}$ "-11 threaded arbor for SPIN-ON mounting reduces downtime for wheel changes and helps you finish your toughest grinding jobs faster.

TYPE 11



Dia.	Arbor	Grit	Order No.	Max. RPM	Std. Pkg.	Std. Ctn.
4"	$\frac{5}{8}$ "-11	A-16	12-A 004	9,100	1	10
5"	$\frac{5}{8}$ "-11	A-16	12-A 005	7,260	1	10
6"	$\frac{5}{8}$ "-11	A-16	12-A 006	6,050	1	10

TYPE 11



Dia.	Arbor	Grit	Order No.	Max. RPM	Std. Pkg.	Std. Ctn.
4"	$\frac{5}{8}$ "-11	C-16	12-B 004	9,100	1	10
5"	$\frac{5}{8}$ "-11	C-16	12-B 005	7,260	1	10
6"	$\frac{5}{8}$ "-11	C-16	12-B 006	6,050	1	10



- ▷ For heavy-duty grinding
- ▷ Excellent wheel life
- ▷ Engineered for maximum operator safety



Video available at The WALTER Network
www.youtube.com/user/TheWalterNetwork

PLUGS, CONES AND MOUNTED POINTS



- ▷ For grinding, shaping, cleaning, blending and deburring of internal and external contours
- ▷ Fast material removal, long life

Very popular in foundries, steel mills and fabricating shops for heavy stock removal in hard to reach areas. Each abrasive has an internal threaded arbor for direct mounting.



Shape	Dia.	Lenght	Arbor	Grit	Order No.	Max. RPM	Std. Pkg.	Std. Ctn.
16	1 1/2"	2 1/2"	3/8"-24	ZA16	12-C 101	24,200	1	10
16	1 1/2"	3"	5/8"-11	ZA16	12-C 111	24,200	1	10
16	2"	3"	5/8"-11	ZA16	12-C 121	18,100	1	10
17	1 1/2"	3"	5/8"-11	ZA16	12-C 401	24,200	1	10
17	2"	4"	5/8"-11	ZA16	12-C 421	18,100	1	10
18	1"	2"	3/8"-24	ZA16	12-C 301	36,200	1	10
18	1 1/2"	3"	5/8"-11	ZA16	12-C 311	24,200	1	10
18	2"	3"	5/8"-11	ZA16	12-C 321	18,100	1	10
18R	1 1/2"	3"	5/8"-11	ZA16	12-C 201	24,200	1	10
18R	2"	3"	5/8"-11	ZA16	12-C 211	18,100	1	10
18R	3"	4"	5/8"-11	ZA16	12-C 221	12,100	1	10

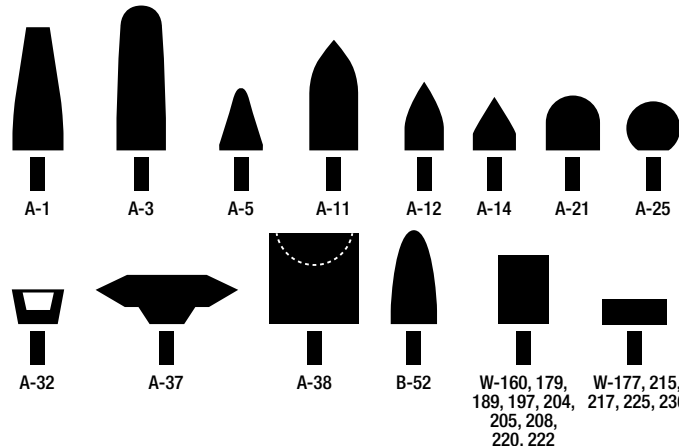
- ▷ For fitting, shaping, enlarging holes and finishing work in confined spaces
- ▷ For use on die grinders, point grinders, flexible shaft machines, etc.
- ▷ A complete line to address all your specific needs
- ▷ Faster removal AND longer lasting

MOUNTED POINTS

Versatile tools for fitting, shaping and enlarging holes

These mounted points are ideal for finishing work in confined spaces. They are made from the finest grade of abrasive grains, and each is perfectly balanced to minimize vibration.

- Blue-grey for mild steel and cast iron**
- Orange for tool and high tensile steel**
- Resin bond for stainless steel**



BLUE-GREY



Type	Dia.	Lenght	Shaft	Order No.	Grit	Max. RPM	Std. Pkg.	Std. Ctn.
A-1	3/4"	2 1/2"	1/4"	12-D 002	A36	19,800	1	10
A-3	1"	2 3/4"	1/4"	12-D 012	A36	16,100	1	10
A-5	3/4"	1 1/8"	1/4"	12-D 022	A36	45,000	1	10
A-11	7/8"	2"	1/4"	12-D 032	A36	19,800	1	10
A-12	1 1/16"	1 1/4"	1/4"	12-D 037	A36	48,000	1	10
A-14	1 1/16"	7/8"	1/4"	12-D 047	A36	48,000	1	10
A-21	1"	1"	1/4"	12-D 057	A36	34,500	1	10
A-25	1"	1"	1/4"	12-D 077	A36	35,600	1	10
A-32	1"	5/8"	1/4"	12-D 092	A36	38,200	1	10
A-38	1"	1"	1/4"	12-D 122	A36	34,500	1	10
B-52	3/8"	3/4"	1/8"	12-D 232	A36	45,370	1	10
B-52	3/8"	3/4"	1/4"	12-D 242	A36	45,370	1	10
W-179	3/8"	1 1/4"	1/4"	12-D 592	A36	45,750	1	10
W-197	5/8"	2"	1/4"	12-D 677	A36	21,000	1	10
W-205	3/4"	1"	1/4"	12-D 722	A36	34,500	1	10
W-217	1"	3/8"	1/4"	12-D 782	A36	38,200	1	10
W-220	1"	1"	1/4"	12-D 797	A36	25,500	1	10
W-222	1"	2"	1/4"	12-D 807	A36	15,900	1	10
W-225	1 1/4"	1/4"	1/4"	12-D 822	A36	30,560	1	10

Tech tip!

Use dressing stones to extend product life and allow mounted points or bench grinding wheels to cut faster and produce a better surface finish.

ORANGE



Type	Dia.	Lenght	Shaft	Order No.	Grit	Max. RPM	Std. Pkg.	Std. Ctn.
A-1	3/4"	2 1/2"	1/4"	12-D 001	A60	19,800	1	10
A-3	1"	2 3/4"	1/4"	12-D 011	A60	16,100	1	10
A-5	3/4"	1 1/8"	1/4"	12-D 021	A60	45,000	1	10
A-11	7/8"	2"	1/4"	12-D 031	A60	19,800	1	10
A-12	1 1/16"	1 1/4"	1/4"	12-D 036	A60	48,000	1	10
A-14	1 1/16"	7/8"	1/4"	12-D 046	A60	48,000	1	10
A-21	1"	1"	1/4"	12-D 056	A60	34,500	1	10
A-25	1"	1"	1/4"	12-D 076	A60	35,600	1	10
A-32	1"	5/8"	1/4"	12-D 091	A60	38,200	1	10
A-37	1 1/4"	1/4"	1/4"	12-D 116	A60	30,560	1	10
A-38	1"	1"	1/4"	12-D 121	A60	34,500	1	10
W-179	3/8"	1 1/4"	1/4"	12-D 591	A60	45,750	1	10
W-197	5/8"	2"	1/4"	12-D 676	A60	21,000	1	10
W-205	3/4"	1"	1/4"	12-D 721	A60	34,500	1	10
W-217	1"	3/8"	1/4"	12-D 781	A60	38,200	1	10
W-220	1"	1"	1/4"	12-D 796	A60	25,500	1	10
W-222	1"	2"	1/4"	12-D 806	A60	15,900	1	10
W-225	1 1/4"	1/4"	1/4"	12-D 821	A60	30,560	1	10

Accessories**Dressing stones**

Dimensions	Order No.	Std. Pkg.	Std. Ctn.
1" x 1" x 6"	12-D 900	1	10
1" x 1" x 8"	12-D 901	1	10

* Max. RPM listed are for 1/2" free shaft.



RESIN BOND



Type	Dia.	Lenght	Shaft	Order No.	Grit	Max. RPM	Std. Pkg.	Std. Ctn.
A-1	3/4"	2 1/2"	1/4"	12-D 003	A36	19,800	1	10
A-3	1"	2 3/4"	1/4"	12-D 013	A36	16,100	1	10
A-5	3/4"	1 1/8"	1/4"	12-D 023	A36	45,000	1	10
A-11	7/8"	2"	1/4"	12-D 033	A36	19,800	1	10
A-12	1 1/16"	1 1/4"	1/4"	12-D 038	A36	48,000	1	10
A-21	1"	1"	1/4"	12-D 058	A36	34,500	1	10
A-25	1"	1"	1/4"	12-D 078	A36	35,600	1	10
W-179	3/8"	1 1/4"	1/4"	12-D 593	A36	45,750	1	10
W-197	5/8"	2"	1/4"	12-D 678	A36	21,000	1	10
W-205	3/4"	1"	1/4"	12-D 723	A36	34,500	1	10
W-207	3/4"	1 1/2"	1/4"	12-D 729	A36	24,000	1	10
W-217	1"	3/8"	1/4"	12-D 783	A36	38,200	1	10
W-220	1"	1"	1/4"	12-D 798	A36	25,500	1	10
W-222	1"	2"	1/4"	12-D 808	A36	15,900	1	10
W-236	1 1/2"	1/2"	1/4"	12-D 843	A36	25,470	1	10

BENCH GRINDING

BENCH GRINDING WHEELS

Long lasting and dependable, our bench grinding wheels are perfect for general purpose sharpening, shaping or deburring on bench and pedestal grinders. All wheels are supplied with nested reducer bushings to fit on 1", 3/4", 5/8" and 1/2" shafts.

TYPE 1



Dia.	Thick.	Arbor	Order No.	Grade	Max. RPM	Std. Pkg.	Std. Ctn.
6"	3/4"	1"	12-E 324	36 coarse	4,100	1	1
6"	3/4"	1"	12-E 325	46 medium	4,100	1	1
6"	3/4"	1"	12-E 328	80 fine	4,100	1	1
6"	1"	1"	12-E 344	36 coarse	4,100	1	1
6"	1"	1"	12-E 345	46 medium	4,100	1	1
6"	1"	1"	12-E 348	80 fine	4,100	1	1
7"	1"	1"	12-E 444	36 coarse	3,600	1	1
7"	1"	1"	12-E 447	60 fine	3,600	1	1
8"	7/8"	1"	12-E 533	24 coarse	3,600	1	1
8"	7/8"	1"	12-E 537	60 fine	3,600	1	1
8"	1"	1"	12-E 543	24 coarse	3,600	1	1
8"	1"	1"	12-E 545	46 medium	3,600	1	1
8"	1"	1"	12-E 547	60 fine	3,600	1	1
8"	1 1/4"	1"	12-E 553	24 coarse	3,600	1	1
8"	1 1/4"	1"	12-E 557	60 fine	3,600	1	1
10"	1"	1"	12-E 643	24 coarse	2,500	1	1
10"	1"	1"	12-E 647	60 fine	2,500	1	1
10"	1 1/4"	1"	12-E 657	60 fine	2,500	1	1



TYPE 1



Dia.	Thick.	Arbor	Order No.	Grade	Max. RPM	Std. Pkg.	Std. Ctn.
6"	3/4"	1"	12-E 329	80 fine	4,100	1	1
7"	1"	1"	12-E 449	80 fine	3,600	1	1
8"	1"	1"	12-E 549	80 fine	3,600	1	1
10"	1"	1"	12-E 649	80 fine	2,500	1	1





SLIP CLUTCH
DISPOSITIF DE DEBRAYAGE

08-W 500
50 x 7 x 22,23 mm
A307BF
Type 27 (43)

ALLSTEEL™



ALLSTEEL™

GRINDING WHEELS

ALLSTEEL™ grinding wheels deliver fast removal rates on steel and stainless steel. High-strength abrasive grain ensures durability and aggressive grinding action with less effort, making even the toughest jobs easier.

- ▷ *Perfect choice for steel and stainless steel*
- ▷ *Excellent removal rate*
- ▷ *Heavily reinforced to optimize safety in tough applications*
- ▷ *Smooth grinding with less effort*
- ▷ *Minimizes work-surface gouging*



1/8" TYPE 27

Order No.	Dia.	Thick.	Arbor	Grit	Max RPM	Std. Pkg.	Std Ctn
08-W 452	4-1/2"	1/8"	7/8"	A-30	13,300	25	200
08-W 502	5"	1/8"	7/8"	A-30	12,200	25	200
08-W 602	6"	1/8"	7/8"	A-30	10,200	25	100
08-W 702	7"	1/8"	7/8"	A-30	8,600	25	100
08-W 902	9"	1/8"	7/8"	A-30	6,800	25	100

1/4" TYPE 27

Order No.	Dia.	Thick.	Arbor	Grit	Max RPM	Std. Pkg.	Std Ctn
08-W 450	4-1/2"	1/4"	7/8"	A-30	13,300	25	100
08-W 500	5"	1/4"	7/8"	A-30	12,200	25	100
08-W 600	6"	1/4"	7/8"	A-30	10,200	25	100
08-W 700	7"	1/4"	7/8"	A-30	8,600	25	50
08-W 900	9"	1/4"	7/8"	A-30	6,800	25	50

1/8" TYPE 27

Order No.	Dia.	Thick.	Arbor	Grit	Max RPM	Std. Pkg.	Std Ctn
08-W 457	4-1/2"	1/8"	5/8"-11 Metal hub	A-30	13,300	10	80
08-W 607	6"	1/8"	5/8"-11 Metal hub	A-30	10,200	10	40
08-W 707	7"	1/8"	5/8"-11 Metal hub	A-30	8,600	10	40
08-W 907	9"	1/8"	5/8"-11 Metal hub	A-30	6,800	10	40

1/4" TYPE 27

Order No.	Dia.	Thick.	Arbor	Grit	Max RPM	Std. Pkg.	Std Ctn
08-W 455	4-1/2"	1/4"	5/8"-11 Metal hub	A-30	13,300	10	80
08-W 605	6"	1/4"	5/8"-11 Metal hub	A-30	10,200	10	40
08-W 705	7"	1/4"	5/8"-11 Metal hub	A-30	8,600	10	40
08-W 905	9"	1/4"	5/8"-11 Metal hub	A-30	6,800	10	40



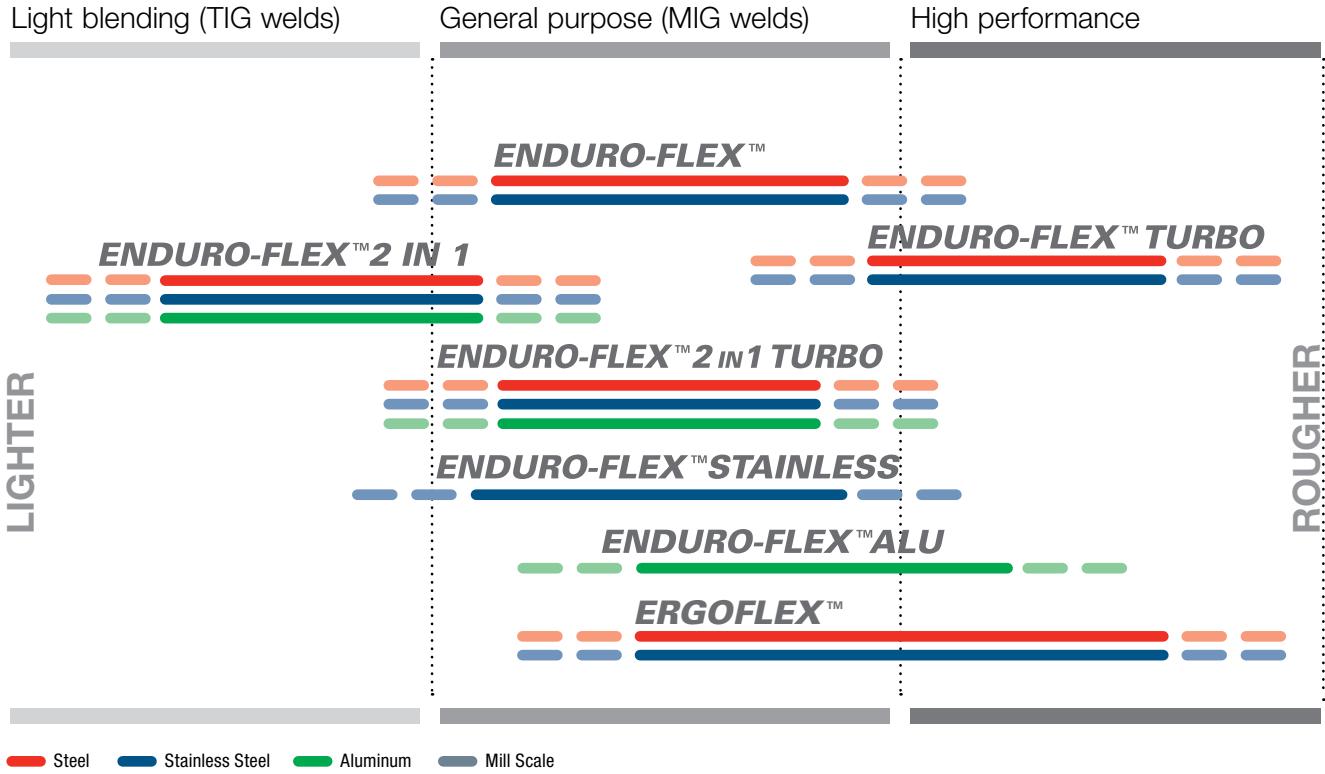
04

FINISHING



BLENDING PRODUCTS AT A GLANCE

RECOMMENDED BY TYPE OF USAGE



Our **Enduro-Flex** flap discs feature trimmable backings made with our proprietary **ECO-TRIM** wood fiber backing material. When the flaps wear down to the outer diameter of the backing, trim away 1/4" of the backing at a time (up to three times total) to expose fresh abrasive grain, extending disc life and giving you a fresh new cutting edge.



* Results based on a 5" Enduro-Flex used on steel.

* Trimmed once

* Trimmed twice

FLAP DISCS



- ▷ Longest lasting flap disc on the market
- ▷ Highest overall material removal in the industry
- ▷ Eco-Trim backing is easier to trim and environmentally friendly
- ▷ Remove welds and finish surfaces in one step
- ▷ Quiet, vibration-free grinding
- ▷ Self-sharpening Zirconia Alumina grain
- ▷ Lightweight

INCREASE YOUR REMOVAL RATE BY A MINIMUM OF 25% BY COMBINING YOUR ENDURO-FLEX WITH THE PRO 5 OR BIG 6 GRINDER!

See pages 145 and 146



Video available at The WALTER Network
www.youtube.com/user/TheWalterNetwork

Accessory

ENDURO-FLEX trimming tool
 Order No. 06-B 901



ENDURO-FLEX™

The longest life and highest overall material removal in the industry

ENDURO-FLEX™ outperforms all competitive flap discs thanks to its innovative design and exclusive abrasive grain blend. Featuring an ECO-TRIM™ backing that can be trimmed back to extend disc life, ENDURO-FLEX™ is the longest lasting flap disc in the industry and removes more material than any competitive flap disc. Your employees will spend more time getting the job done and less time making trips to the tool crib, saving you time and money while maximizing your productivity.

THE LONGEST LIFE FLAP DISC ON THE MARKET



TYPE 27S



Dia.	Arbor	Grit	Order No.	Max. RPM	Std. Pkg.	Std. Ctn.
4 1/2"	5/8"-11	40	06-B 454	13,300	10	40
4 1/2"	5/8"-11	60	06-B 456	13,300	10	40
4 1/2"	5/8"-11	80	06-B 458	13,300	10	40
4 1/2"	5/8"-11	120	06-B 462	13,300	10	40
5"	5/8"-11	40	06-B 504	12,200	10	40
5"	5/8"-11	60	06-B 506	12,200	10	40
5"	5/8"-11	80	06-B 508	12,200	10	40
5"	5/8"-11	120	06-B 512	12,200	10	40
6"	5/8"-11	40	06-B 604	10,200	10	40
6"	5/8"-11	60	06-B 606	10,200	10	40
6"	5/8"-11	80	06-B 608	10,200	10	40
6"	5/8"-11	120	06-B 612	10,200	10	40

Always use with flange 30-B 057.

TYPE 27



Dia.	Arbor	Grit	Order No.	Max. RPM	Std. Pkg.	Std. Ctn.
4 1/2"	7/8"	40	15-R 454	13,300	10	40
4 1/2"	7/8"	60	15-R 456	13,300	10	40
4 1/2"	7/8"	80	15-R 458	13,300	10	40
4 1/2"	7/8"	120	15-R 462	13,300	10	40
5"	7/8"	40	15-R 504	12,200	10	40
5"	7/8"	60	15-R 506	12,200	10	40
5"	7/8"	80	15-R 508	12,200	10	40
5"	7/8"	120	15-R 512	12,200	10	40
6"	7/8"	40	15-R 604	10,200	10	40
6"	7/8"	60	15-R 606	10,200	10	40
6"	7/8"	80	15-R 608	10,200	10	40
6"	7/8"	120	15-R 612	10,200	10	40
7"	7/8"	40	15-R 704	8,600	10	40
7"	7/8"	60	15-R 706	8,600	10	40
7"	7/8"	80	15-R 708	8,600	10	40
7"	7/8"	120	15-R 712	8,600	10	40

Always use with flange 30-B 057.

ENDURO-FLEX

THE LONGEST
LASTING
FLAP DISCS
ON THE
MARKET

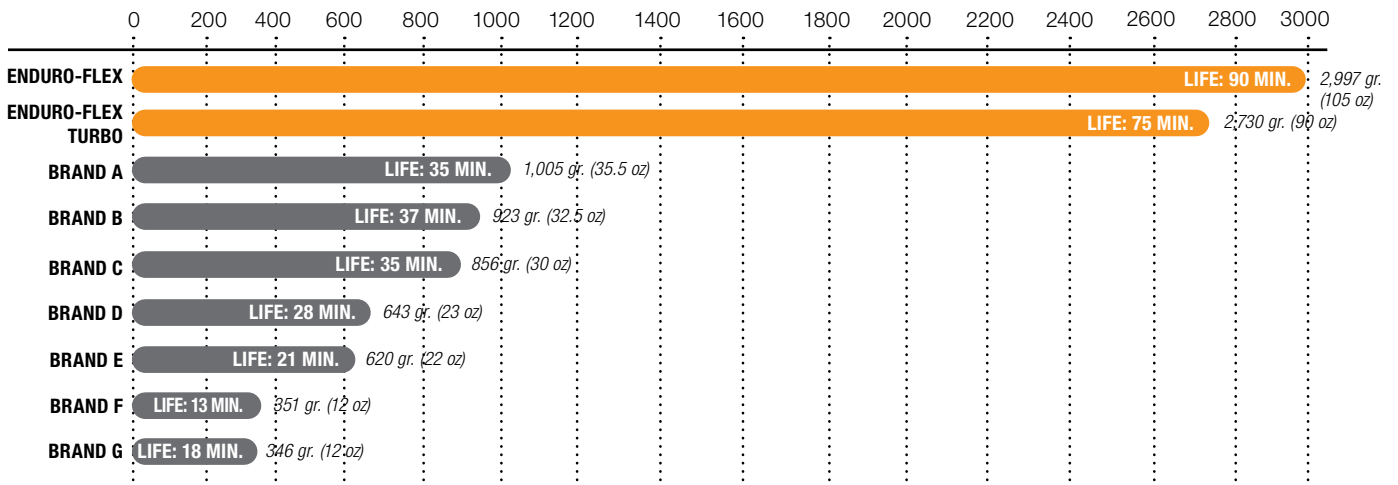


ENDURO-FLEX

COMPARISON TEST BETWEEN 5" FLAP DISCS, GRIT 40

Tests were done using the PRO 5 grinder

Total quantity of grams (ounces) removed on steel







ENDURO-FLEX ALU™

High-performance flap disc for aluminum surfaces





Enduro-Flex ALU™ uses a superior zirconia alumina grain blend that is free of iron, sulfur and chlorine to achieve maximum results when blending on aluminum surfaces. It's built using a special coating for extra long life. Thanks to its high removal rates, and resistance to glaze buildup, Enduro-Flex ALU™ is the optimal choice for operators looking to enhance both quality and productivity when working with aluminum or other heat sensitive metals.



TYPE 27S  **SPIN-ON**  **Fe-S-Cl <0.1%**  

Dia.	Arbor	Grit	Order No.	Max. RPM	Std. Pkg.	Std. Ctn.
4-1/2"	5/8"-11	40	06-U 454	13,300	10	40
4-1/2"	5/8"-11	60	06-U 456	13,300	10	40
4-1/2"	5/8"-11	80	06-U 458	13,300	10	40
5"	5/8"-11	40	06-U 504	12,200	10	40
5"	5/8"-11	60	06-U 506	12,200	10	40
5"	5/8"-11	80	06-U 508	12,200	10	40
6"	5/8"-11	40	06-U 604	10,200	10	40
6"	5/8"-11	60	06-U 606	10,200	10	40
6"	5/8"-11	80	06-U 608	10,200	10	40

Always use with flange 30-B 057.

TYPE 27   **Fe-S-Cl <0.1%**  

Dia.	Arbor	Grit	Order No.	Max. RPM	Std. Pkg.	Std. Ctn.
7"	7/8"	40	15-U 704	8,600	10	40
7"	7/8"	60	15-U 706	8,600	10	40
7"	7/8"	80	15-U 708	8,600	10	40

Always use with flange 30-B 057.

- ▷ Specially formulated for performance and productivity on aluminum surfaces
- ▷ Special coating prevents load up and glazing and extends disc life
- ▷ Eco-Trim™ trimmable backing extends disc life by up to 3 times



ENDURO-FLEX™ STAINLESS

Guaranteed not to contaminate stainless steel

ENDURO-FLEX™ Stainless offers all the benefits of the standard ENDURO-FLEX™ with a formula free of iron, sulfur and chlorine to meet quality control objectives in sensitive operations. ENDURO-FLEX™ Stainless is the flap disc of choice for workers nationwide for blending applications on stainless steel and other heat sensitive alloys.

CONSISTENT FINISH WITHOUT DISCOLORATION



TYPE 27S **SPIN-ON** **Fe-S-Cl <0.1%** Inox.

Dia.	Arbor	Grit	Order No.	Max. RPM	Std. Pkg.	Std. Ctn.
4 1/2"	5/8"-11	40	06-F 454	13,300	10	40
4 1/2"	5/8"-11	60	06-F 456	13,300	10	40
4 1/2"	5/8"-11	80	06-F 458	13,300	10	40
4 1/2"	5/8"-11	120	06-F 462	13,300	10	40
5"	5/8"-11	40	06-F 504	12,200	10	40
5"	5/8"-11	60	06-F 506	12,200	10	40
5"	5/8"-11	80	06-F 508	12,200	10	40
5"	5/8"-11	120	06-F 512	12,200	10	40
6"	5/8"-11	40	06-F 604	10,200	10	40
6"	5/8"-11	60	06-F 606	10,200	10	40
6"	5/8"-11	80	06-F 608	10,200	10	40
6"	5/8"-11	120	06-F 612	10,200	10	40

Always use with flange 30-B 057.

- ▷ Environmentally friendly
- ▷ Superior performance on all heat sensitive metals
- ▷ Will not load or glaze
- ▷ The coolest cutting action on stainless
- ▷ The fastest removal rate and best overall life on non-ferrous alloys
- ▷ High-performance aluminum oxide grain

TYPE 27 **Fe-S-Cl <0.1%** Inox.

Dia.	Arbor	Grit	Order No.	Max. RPM	Std. Pkg.	Std. Ctn.
4 1/2"	7/8"	40	15-Q 454	13,300	10	40
4 1/2"	7/8"	60	15-Q 456	13,300	10	40
4 1/2"	7/8"	80	15-Q 458	13,300	10	40
4 1/2"	7/8"	120	15-Q 462	13,300	10	40
5"	7/8"	40	15-Q 504	12,200	10	40
5"	7/8"	60	15-Q 506	12,200	10	40
5"	7/8"	80	15-Q 508	12,200	10	40
5"	7/8"	120	15-Q 512	12,200	10	40
7"	7/8"	40	15-Q 704	8,600	10	40
7"	7/8"	60	15-Q 706	8,600	10	40
7"	7/8"	80	15-Q 708	8,600	10	40
7"	7/8"	120	15-Q 712	8,600	10	40

Always use with flange 30-B 057.





ENDURO-FLEX 2-IN-1™ FINISHING DISC

One-step finishing

Enduro-Flex 2-in-1™ flap discs remove TIG welds and finish the surface in just one step, substantially reducing your finishing costs. Save time and reduce your inventory by using just one disc instead of two or more to perform the same job.

Long lasting

Developed to blend light TIG welds, break edges, blend and remove surface imperfections, oxidation, discoloration, etc. One Enduro-Flex 2-in-1™ disc will do the job of over twenty traditional discs while providing a smooth and consistent surface finish.

▶ Allows operators to achieve a food grade finish

Tech tip!

SPEED To ensure the longest life and best performance, use at optimal speed of 4,000 to 6,000 RPM.

PRESSURE More pressure will increase removal rate while less pressure will improve the surface finish.

WORKING ANGLE For best performance, always use at a working angle of 4° to 10°. Never use flat.

TYPE 27S		SPIN-ON		Steel Inox. Alu. + n.f. metals		
Dia.	Arbor	Order No.	Max. RPM	Optimal RPM	Std. Pkg.	Std. Ctn.
4 1/2"	5/8"-11	15-1 453	13,300	4,000 to 6,000	10	40
5"	5/8"-11	15-1 503	12,200	4,000 to 6,000	10	40



ENDURO-FLEX 2-IN-1™ TURBO FINISHING DISC

The most versatile and fastest finishing disc on the market

Achieving the ideal finish when blending welds has never been easier. With the ENDURO-FLEX 2-in-1™ TURBO, remove material faster and get the finish you want in fewer steps. Designed for steel, stainless steel and aluminum, the ENDURO-FLEX 2-in-1™ TURBO provides unmatched versatility. Incorporating WALTER's Cyclone™ Technology and high-tech Blendex™ Technology, the result is a smooth finish and product life that is simply unsurpassed.

Sanding flaps

- ▶ Special low heat generating top coat
- ▶ Non-loading
- ▶ High removal rate



BLENDX flaps

- ▶ Combination that gives great performance on aluminum
- ▶ Non-woven material, will not smear or contaminate the workpiece
- ▶ Tear resistant for longest life

TYPE 27S		SPIN-ON		Steel Inox. Alu. + n.f. metals		
Dia.	Arbor	Order No.	Max. RPM	Optimal RPM	Std. Pkg.	Std. Ctn.
4 1/2"	5/8"-11	15-1 451	13,300	4,000 to 6,000	10	40
5"	5/8"-11	15-1 501	12,200	4,000 to 6,000	10	40

Always use with flange 30-B 057.



Video available at The WALTER Network
www.youtube.com/user/TheWalterNetwork



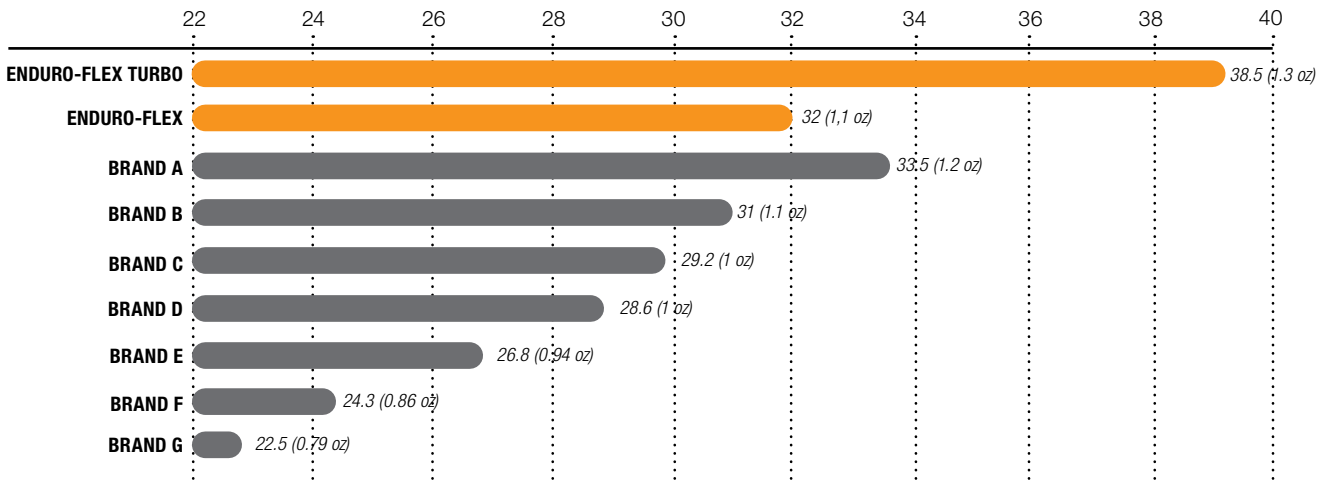
ENDURO-FLEX
TURBO

THE FASTEST
FLAP DISCS
ON THE
MARKET

ENDURO-FLEX TURBO

COMPARISON TESTS BETWEEN 5" FLAP DISCS

Tests were done using the PRO 5 grinder
Removal rate on steel - gr. (oz.)/min.





- ▷ Exclusive flap configuration and Cyclone™ Technology for ultra fast metal removal
- ▷ Turbofan™ Cooling keeps the workpiece cooler for longer disc life
- ▷ Guaranteed cost savings!

INCREASE YOUR REMOVAL RATE BY A MINIMUM OF 30% BY COMBINING YOUR ENDURO-FLEX TURBO WITH THE PRO 5 OR BIG 6 GRINDER!

See pages 145 and 146



YouTube

Video available at The WALTER Network
www.youtube.com/user/TheWalterNetwork



ENDURO-FLEX TURBO™

The fastest cutting flap disc on the market

If time is money, then ENDURO-FLEX TURBO is worth its weight in gold.

This extremely aggressive flap disc removes material like a 36 grit but leaves a 60 grit, paint-ready finish, saving you a valuable step in the finishing process. The innovative backing design allows air to cool the workpiece, increasing product life and minimizing heat transfer to the surface. Whether you are working with steel or stainless steel, ENDURO-FLEX TURBO will help you blend welds and break edges faster, guaranteed.

HIGHEST REMOVAL RATE IN THE INDUSTRY

TYPE 27S



Dia.	Arbor	Order No.	Grade	Max. RPM	Std. Pkg.	Std. Ctn.
4 1/2"	5/8"-11	06-A 452	36/60	13,300	10	40
4 1/2"	5/8"-11 metal hub	06-A 457	36/60	13,300	10	40
4 1/2"	5/8"-11	06-A 458	80	13,300	10	40
5"	5/8"-11	06-A 502	36/60	12,000	10	40
5"	5/8"-11	06-A 508	80	12,200	10	40
6"	5/8"-11	06-A 602	36/60	10,200	10	40
7"	5/8"-11 metal hub	06-A 707	36/60	8,600	10	40

Always use with flange 30-B 057.

TYPE 27



Dia.	Arbor	Order No.	Grade	Max. RPM	Std. Pkg.	Std. Ctn.
4 1/2"	7/8"	06-A 462	36/60	13,300	10	40
5"	7/8"	06-A 512	36/60	12,200	10	40
7"	7/8"	06-A 712	36/60	8,600	10	40

Always use with flange 30-B 057.

TYPE 29



Dia.	Arbor	Order No.	Grade	Max. RPM	Std. Pkg.	Std. Ctn.
4 1/2"	7/8"	06-A 482	36/60	13,300	10	40
4 1/2"	5/8"-11 metal hub	06-A 487	36/60	13,300	10	40
5"	7/8"	06-A 532	36/60	12,200	10	40
5"	5/8"-11 metal hub	06-A 537	36/60	12,200	10	40

Always use with flange 30-B 057.






ALLSTEEL™

ALLSTEEL™ FLAP DISCS






ALLSTEEL™ features a unique zirconia alumina abrasive grain blend that self-sharpsens with less pressure, providing a high removal rate with angle grinders. ALLSTEEL™ is an economical solution for operators who need a quality, industrial grade flap disc for a variety of applications.

- ▷ *Special zirconia alumina grain blend self-sharpsens with less pressure*
- ▷ *Provides a high removal rate on steel*
- ▷ *Trimmmable backing extends disc life*
- ▷ *The economical choice when blending sharp corners, heavy deburring or blending in fillet welds*



TYPE 27S  **SPIN-ON**    

Order No.	Dia.	Arbor	Grit	Max RPM	Std. Pkg.	Std Ctn
06-W 454	4-1/2"	5/8"-11	40	13,300	10	40
06-W 456	4-1/2"	5/8"-11	60	13,300	10	40
06-W 458	4-1/2"	5/8"-11	80	13,300	10	40
06-W 462	4-1/2"	5/8"-11	120	13,300	10	40
06-W 504	5"	5/8"-11	40	12,200	10	40
06-W 506	5"	5/8"-11	60	12,200	10	40
06-W 508	5"	5/8"-11	80	12,200	10	40
06-W 512	5"	5/8"-11	120	12,200	10	40

TYPE 27     


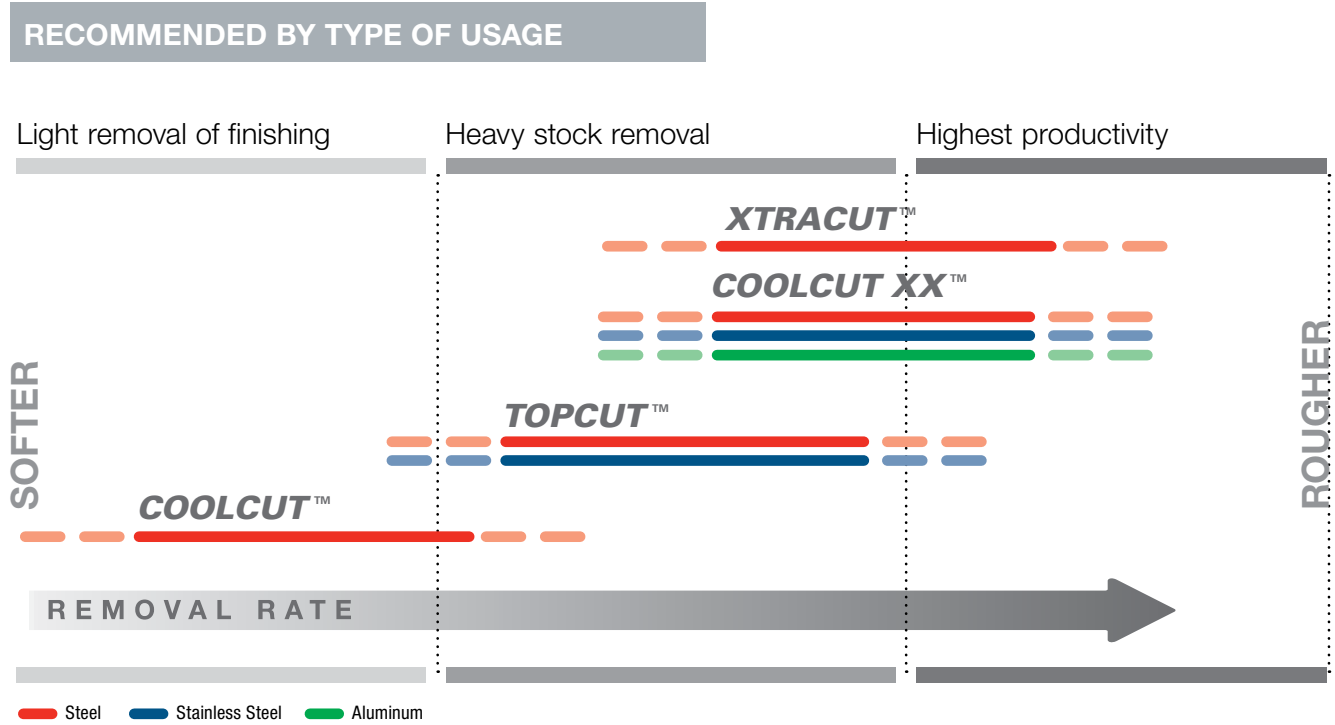
Order No.	Dia.	Arbor	Grit	Max RPM	Std. Pkg.	Std Ctn
15-W 454	4-1/2"	7/8"	40	13,300	10	40
15-W 456	4-1/2"	7/8"	60	13,300	10	40
15-W 458	4-1/2"	7/8"	80	13,300	10	40
15-W 462	4-1/2"	7/8"	120	13,300	10	40
15-W 504	5"	7/8"	40	12,200	10	40
15-W 506	5"	7/8"	60	12,200	10	40
15-W 508	5"	7/8"	80	12,200	10	40
15-W 512	5"	7/8"	120	12,200	10	40
15-W 604	6"	7/8"	40	10,200	10	40
15-W 606	6"	7/8"	60	10,200	10	40
15-W 608	6"	7/8"	80	10,200	10	40
15-W 612	6"	7/8"	120	10,200	10	40
15-W 704	7"	7/8"	40	8,600	10	40
15-W 706	7"	7/8"	60	8,600	10	40
15-W 708	7"	7/8"	80	8,600	10	40
15-W 712	7"	7/8"	120	8,600	10	40






WALTER

SANDING PRODUCTS AT A GLANCE



Unique packaging for optimal performance

- Best preservation of sanding disc with “Humidity Control” feature
- Shrink wrapped in quantities of 25 (2 x 25 discs) to keep discs’ shape intact
- Ensures the longest life, most aggressive removal rate and best overall performance

Exclusive packaging!

COOLCUT XX™ 50 packs

Packaging that makes sense

Select grits and sizes of COOLCUT XX™ are now available in 50 packs. These specially designed packages are humidity-controlled to better preserve the sanding discs, essentially keeping them “factory fresh” and ensuring you get the best life and performance. Discs are also shrink wrapped to minimize warping.

FIBER DISCS

XTRACUT™

Highest performance sanding disc in steel

XTRACUT™ equals ultra-high stock removal and long service life. Optimized self-sharpening ceramic grains enable consistently high performance. Your quickest and coolest cutting sanding disc for steel production. Now with the Quick-Change attachment for even more efficiency.



Dia.	Arbor	Grit	Equivalent Grit	Order No.	Std. Pkg.	Std. Ctn.
4 1/2"	7/8"	X-COARSE	36+	15-A 453	25	250
4 1/2"	7/8"	COARSE	60+	15-A 456	25	250
4 1/2"	7/8"	MEDIUM	80+	15-A 458	25	250
5"	7/8"	X-COARSE	36+	15-A 503	25	250
5"	7/8"	COARSE	60+	15-A 506	25	250
5"	7/8"	MEDIUM	80+	15-A 508	25	250
6"	7/8"	X-COARSE	36+	15-A 603	25	250
6"	7/8"	COARSE	60+	15-A 606	25	250
6"	7/8"	MEDIUM	80+	15-A 608	25	250
7"	7/8"	X-COARSE	36+	15-A 703	25	250
7"	7/8"	COARSE	60+	15-A 706	25	250
7"	7/8"	MEDIUM	80+	15-A 708	25	250



HIGHEST PERFORMANCE SANDING DISC IN STEEL

- ▷ Highest performance sanding disc in steel
- ▷ Fastest cutting sanding disc in steel
- ▷ Optimised self-sharpening ceramic grain provides extremely high stock removal in steel
- ▷ Guaranteed cost savings in steel
- ▷ Extremely long service life
- ▷ Cooling agents to ensure cool cutting to prevent burning and distortion



Video available at The WALTER Network
www.youtube.com/user/TheWalterNetwork

XTRACUT™ QUICK-CHANGE


For faster disc change outs

Our XTRACUT™ sanding discs are now available in a Quick-Change format for easier mounting and faster disc change outs. Use with the new rubber backing pad for the best results.

New Quick-Change format allows you to save time on disc changes, significantly reducing lost time and associated labor costs over the course of the work day!



Dia.	Arbor	Grit	Equivalent Grit	Order No.	Max. RPM	Std. Pkg.	Std. Ctn.
4 1/2"	5/8"-11	X-COARSE	36+	15-A 473	13,000	25	250
4 1/2"	5/8"-11	COARSE	60+	15-A 476	13,000	25	250
4 1/2"	5/8"-11	MEDIUM	80+	15-A 478	13,000	25	250
5"	5/8"-11	X-COARSE	36+	15-A 523	12,200	25	250
5"	5/8"-11	COARSE	60+	15-A 526	12,200	25	250
5"	5/8"-11	MEDIUM	80+	15-A 528	12,200	25	250
6"	5/8"-11	X-COARSE	36+	15-A 623	10,200	25	250
7"	5/8"-11	X-COARSE	36+	15-A 723	8,600	25	250
7"	5/8"-11	COARSE	60+	15-A 726	8,600	25	250
7"	5/8"-11	MEDIUM	80+	15-A 728	8,600	25	250



- ▷ Ultra-fast removal rate
- ▷ Long life; high productivity
- ▷ Quick-Change attachment
- ▷ Ferrous-free formulation (will not contaminate stainless steel)



- ▷ 6 times more total stock removal than aluminum oxide sanding discs
- ▷ 2 times faster cutting than aluminum oxide sanding discs
- ▷ Remove more material in less time, even when compared to some grinding wheels
- ▷ Provides a consistent surface finish, disc after disc
- ▷ Cooling agents ensure cool cutting to prevent burning and distortion

Tech tip!

Use with Turbo backing pads to reduce heat built-up and prolong disc life



YouTube

Video available at The WALTER Network
www.youtube.com/user/TheWalterNetwork



COOLCUT XX™

The longest lasting, most aggressive sanding discs

COOLCUT XX™ sanding discs are formulated with our exclusive Cyclone™ Technology abrasive grain blend to provide extremely aggressive material removal rates and the longest life in the industry. These discs allow you to remove more material faster while also lasting longer than traditional aluminum oxide or zirconia alumina sanding discs, making them ideal for use in a production environment.

REDUCE YOUR CYCLE TIME AND ELIMINATE BOTTLENECKS IN THE PRODUCTION PROCESS



Dia.	Arbor	Grit	Order No.	Std. Pkg.	Std. Ctn.
4 1/2"	7/8"	24	15-X 452	25	250
4 1/2"	7/8"	36	15-X 453	25	250
4 1/2"	7/8"	50	15-X 455	25	250
4 1/2"	7/8"	60	15-X 456	25	250
4 1/2"	7/8"	80	15-X 458	25	250
4 1/2"	7/8"	100	15-X 460	25	250
4 1/2"	7/8"	120	15-X 462	25	250
5"	7/8"	24	15-X 502	25	250
5"	7/8"	36	15-X 503	25	250
5"	7/8"	50	15-X 505	25	250
5"	7/8"	60	15-X 506	25	250
5"	7/8"	80	15-X 508	25	250
5"	7/8"	100	15-X 510	25	250
5"	7/8"	120	15-X 512	25	250
6"	7/8"	24	15-X 602	25	250
6"	7/8"	36	15-X 603	25	250
6"	7/8"	50	15-X 605	25	250
6"	7/8"	60	15-X 606	25	250
6"	7/8"	80	15-X 608	25	250
6"	7/8"	100	15-X 610	25	250
6"	7/8"	120	15-X 612	25	250
7"	7/8"	24	15-X 702	25	250
7"	7/8"	36	15-X 703	25	250
7"	7/8"	50	15-X 705	25	250
7"	7/8"	60	15-X 706	25	250
7"	7/8"	80	15-X 708	25	250
7"	7/8"	100	15-X 710	25	250
7"	7/8"	120	15-X 712	25	250

COOLCUT XX™ 50 pack



Dia.	Arbor	Grit	Order No.	Std. Pkg.	Std. Ctn.
4 1/2"	7/8"	36	15-X 453B	50	400
4 1/2"	7/8"	50	15-X 455B	50	400
4 1/2"	7/8"	60	15-X 456B	50	400
4 1/2"	7/8"	80	15-X 458B	50	400
5"	7/8"	36	15-X 503B	50	400
5"	7/8"	50	15-X 505B	50	400
5"	7/8"	60	15-X 506B	50	400
5"	7/8"	80	15-X 508B	50	400

COOLCUT XX™ QUICK-CHANGE

With SPIN-ON™ system

Our COOLCUT XX™ sanding discs are available in a Quick-Change format for easier mounting and faster disc change outs. Use with new rubber backing pads for the best results.



SPIN-ON



Dia.	Arbor	Grit	Order No.	Max. RPM	Std. Pkg.	Std. Ctn.
4 1/2"	5/8"-11	36	15-X 473	13,300	25	250
4 1/2"	5/8"-11	50	15-X 475	13,300	25	250
4 1/2"	5/8"-11	60	15-X 476	13,300	25	250
4 1/2"	5/8"-11	80	15-X 478	13,300	25	250
4 1/2"	5/8"-11	120	15-X 482	13,300	25	250
5"	5/8"-11	36	15-X 523	12,200	25	250
5"	5/8"-11	50	15-X 525	12,200	25	250
5"	5/8"-11	60	15-X 526	12,200	25	250
5"	5/8"-11	80	15-X 528	12,200	25	250
5"	5/8"-11	120	15-X 532	12,200	25	250
7"	5/8"-11	36	15-X 723	8,600	25	250
7"	5/8"-11	60	15-X 726	8,600	25	250
7"	5/8"-11	80	15-X 728	8,600	25	250
7"	5/8"-11	120	15-X 732	8,600	25	250


Tech tip!

Use with new rubber backing pads for 5/8"-11 threading

The Quick-Change format allows you to save time on disc changes, significantly reducing lost time and associated labor costs over the course of the work day!

**EASIER MOUNTING
AND FASTER DISC
CHANGE OUTS**





- ▷ *Highest performance zirconia alumina sanding disc*
- ▷ *Highest total removal in the industry for a zirconia alumina disc*
- ▷ *Fast removal rate with cooler cutting to reduce heat generation and prevent warping or discoloration*
- ▷ *The ideal option for use on heat sensitive metals*

TOPCUT™

Aggressive removal rate and extended disc life

TOPCUT™ sanding discs now remove material 50% faster than before, with a longer working life to help you maximize the efficiency of your production process. Designed using longer lasting abrasive grains, TOPCUT™ is ideal for finishing applications on stainless steel and can improve your stock removal in more aggressive applications. Cooler sanding also guarantees your metal will not overheat, helping to preserve it and resulting in a higher quality finished product.



Dia.	Arbor	Grit	Order No.	Std. Pkg.	Std. Ctn.
4 1/2"	7/8"	24	15-P 452	25	250
4 1/2"	7/8"	36	15-P 453	25	250
4 1/2"	7/8"	60	15-P 456	25	250
4 1/2"	7/8"	80	15-P 458	25	250
5"	7/8"	24	15-P 502	25	250
5"	7/8"	36	15-P 503	25	250
5"	7/8"	60	15-P 506	25	250
5"	7/8"	80	15-P 508	25	250
7"	7/8"	24	15-P 702	25	250
7"	7/8"	36	15-P 703	25	250
7"	7/8"	60	15-P 706	25	250
7"	7/8"	80	15-P 708	25	250



- ▷ *Premium aluminum oxide abrasive grain blend*
- ▷ *High removal rate, cool cutting*
- ▷ *Most economical choice for finishing applications on steel*
- ▷ *The greatest selection of grit sizes of any WALTER sanding disc*

COOLCUT™

General purpose sanding

COOLCUT™ is an economical solution for weld blending and finishing on steel surfaces.



Dia.	Arbor	Grit	Order No.	Std. Pkg.	Std. Ctn.
4 1/2"	7/8"	24	15-C 452	25	250
4 1/2"	7/8"	36	15-C 453	25	250
4 1/2"	7/8"	40	15-C 454	25	250
4 1/2"	7/8"	50	15-C 455	25	250
4 1/2"	7/8"	60	15-C 456	25	250
4 1/2"	7/8"	80	15-C 458	25	250
4 1/2"	7/8"	100	15-C 460	25	250
4 1/2"	7/8"	120	15-C 462	25	250
5"	7/8"	24	15-C 502	25	250
5"	7/8"	36	15-C 503	25	250
5"	7/8"	40	15-C 504	25	250
5"	7/8"	50	15-C 505	25	250
5"	7/8"	60	15-C 506	25	250
5"	7/8"	80	15-C 508	25	250
5"	7/8"	100	15-C 510	25	250
5"	7/8"	120	15-C 512	25	250
7"	7/8"	24	15-C 702	25	250
7"	7/8"	36	15-C 703	25	250
7"	7/8"	40	15-C 704	25	250
7"	7/8"	50	15-C 705	25	250
7"	7/8"	60	15-C 706	25	250
7"	7/8"	80	15-C 708	25	250
7"	7/8"	100	15-C 710	25	250
7"	7/8"	120	15-C 712	25	250

Tech tip!

Use COOLCUT sanding discs with an orange backing pad to achieve a consistent scratch pattern for finishing operations.

ERGOFLEX™

When employee safety and ergonomics are top priorities

ERGOFLEX™ is an abrasive that combines our proprietary Cyclone™ Technology grain blend with a Type 29 disc design to provide a solution for professionals looking to maximize workplace safety and ergonomics without sacrificing productivity. These wheels allow for a more comfortable working angle than Type 27 depressed center grinding wheels while minimizing the amount of noise and dust created during weld blending operations. The aggressive 36 grit abrasive grain blend also removes material quickly, allowing you to strike a perfect balance between comfort, safety and productivity.

- ▷ **Advanced Cyclone™ Technology abrasive grain blend removes material fast for improved productivity**
- ▷ **Designed for extremely smooth, comfortable blending of both flat and curved surfaces**
- ▷ **Reduces the amount of dust generated by 95% compared to traditional grinding wheels**
- ▷ **Reduces the level of noise generated by 50% compared to a traditional grinding wheel**
- ▷ **Less risk of gouging compared to traditional grinding wheels**

TYPE 29



Fe-S-CI
<0.1%



Dia.	Arbor	Grit	Order No.	Max. RPM	Std. Pkg.	Std. Ctn.
4 1/2"	7/8"	36	15-T 453	13,300	25	200
4 1/2"	7/8"	60	15-T 456	13,300	25	200
4 1/2"	7/8"	80	15-T 458	13,300	25	200
5"	7/8"	36	15-T 503	12,200	25	200
5"	7/8"	60	15-T 506	12,200	25	200
5"	7/8"	80	15-T 508	12,200	25	200
6"	7/8"	36	15-T 603	10,200	25	100
6"	7/8"	60	15-T 606	10,200	25	100
6"	7/8"	80	15-T 608	10,200	25	100
7"	7/8"	36	15-T 703	8,600	25	100
7"	7/8"	60	15-T 706	8,600	25	100
7"	7/8"	80	15-T 708	8,600	25	100

Always use with flange 30-B 030.



Tech tip!

Use with backing flange set 30-B 030 for best results. (Each pack of 25 comes with one backing flange set for your convenience)



30-B 030




30-B 031

Accessories

Backing flange set	Order No. 30-B 030
Ergoflange 1/4" (6 mm) Pack of 5	Order No. 30-B 031



- ▷ High quality impact resistant plastic with maximum flexibility



- ▷ Hard black pad, for weld blending and high stock removal
- ▷ Excellent heat dissipation for longer life
- ▷ Recommended for grit 50 and coarser



- ▷ Soft white pad, extra flexible for surface finishing where a wider contact area is required
- ▷ Excellent heat dissipation for longer life
- ▷ Recommended for grit 60 and finer
- ▷ New nut – easier to tighten by hand

BACKING PADS

BACKING PAD ASSEMBLIES



Dia.	Arbor	Order No.	Max. RPM	Std. Pkg.	Std. Ctn.
4"	M10 × 1.25	15-D 030	15,000	1	10
4"	5/8"-24	15-D 035	15,000	1	10
4 1/2"	5/8"-11	15-D 044	13,300	1	10
5"	5/8"-11	15-D 054	12,200	1	10
6"	5/8"-11	15-D 064	10,200	1	10
7"	5/8"-11	15-D 027	8,600	1	10

TURBO BACKING PAD ASSEMBLIES (Black and white)

Special saucer shaped backing pad with ribbed backing, ensures a continuous stream of air between pad and disc for cool operation and long disc life. The ideal choice for COOLCUT XX™.



Dia.	Arbor	Color	Order No.	Max. RPM	Std. Pkg.	Std. Ctn.
4 1/2"	5/8"-11	Black	15-M 044	13,300	1	10
4 1/2"	5/8"-11	White	15-M 045	13,300	1	10
5"	5/8"-11	Black	15-M 054	12,200	1	10
5"	5/8"-11	White	15-M 055	12,200	1	10
6"	5/8"-11	Black	15-M 064	10,200	1	10
6"	5/8"-11	White	15-M 065	10,200	1	10
7"	5/8"-11	Black	15-M 007	8,600	1	10
7"	5/8"-11	White	15-M 008	8,600	1	10

BACKING PADS

HIGH PERFORMANCE RUBBER BACKING PAD ASSEMBLIES

High performance rubber backing pad withstands pressure while providing superior flexibility. This backing pad can be used with sanding discs with 7/8" hole as well as Quick-Change sanding discs (COOLCUT XX and XTRACUT).



Dia.	Arbor	Order No.	Max. RPM	Std. Pkg.	Std. Ctn.
4 1/2"	5/8"-11	15-D 144	13,300	1	10
5"	5/8"-11	15-D 154	12,200	1	10
6"	5/8"-11	15-D 164	10,200	1	10
7"	5/8"-11	15-D 127	8,600	1	10



- ▷ Optimal flexibility
- ▷ Withstands high pressure

Accessories

Clamping nuts for rubber backing pad

For 4 1/2" and 5" rubber backing pads

Order No. 15-D 024

For 7" rubber backing pads

Order No. 15-H 025

Pin key for rubber backing pad

Order No. 48-Z 149

TURBO QUICK-CHANGE BACKING PADS (Black and white)

Special saucer shaped backing pad with ribbed backing, ensures a continuous stream of air between pad and disc for cool operation and long disc life.

The ideal choice for COOLCUT XX Quick-Change and XTRACUT Quick-Change.



Dia.	Arbor	Color	Order No.	Max. RPM	Std. Pkg.	Std. Ctn.
4 1/2"	5/8"-11	Black	15-M 144	13,300	1	10
4 1/2"	5/8"-11	White	15-M 145	13,300	1	10
5"	5/8"-11	Black	15-M 154	12,200	1	10
5"	5/8"-11	White	15-M 155	12,200	1	10
7"	5/8"-11	Black	15-M 157	8,600	1	10
7"	5/8"-11	White	15-M 158	8,600	1	10




FLAP WHEELS




GRIT - FEPA EQUIVALENT	
Medium	150
Fine	180
Extra fine	220
Extra fine, flexible	220
Polishing	360

Accessories

Reducer bushing
1" wide, from 1 1/4" to 1", 3/4", 5/8", 1/2".
Order No. 12-E 010




Mandrel for finishing wheels
Plastic, 8 mm shaft, self-expanding, flush mounting for 1" thick wheels
Order No. 07-C 003




Accessories

Steel flanges
Reducer from 1" to 5/8" spindle
Order No. 15-G 962



TWO-IN-ONE™ FLAP WHEELS

Combine two steps in one. The TWO-IN-ONE™ Flap Wheels remove material nearly as fast as regular flap wheels while leaving a finer finish.



Dia.	Width	Shaft	Grit	Order No.	Max. RPM	Optimal RPM	Std. Pkg.	Std. Ctn.
2"	1"	1/4"	Fine	15-E 124	12,000	8,400	1	10
2"	1"	1/4"	Extra fine	15-E 126	12,000	8,400	1	10
3"	1 3/4"	1/4"	Medium	15-E 162	8,000	5,600	1	10
3"	1 3/4"	1/4"	Fine	15-E 164	8,000	5,600	1	10
3"	1 3/4"	1/4"	Extra fine	15-E 166	8,000	5,600	1	10
3"	1 3/4"	1/4"	Extra fine, flex.	15-E 167	8,000	5,600	1	10
3"	1 3/4"	1/4" *	Polishing	15-E 168	8,000	5,600	1	10

* BLENDEx non-woven material only.



Dia.	Width	Threaded shaft	Grit	Order No.	Max. RPM	Optimal RPM	Std. Pkg.	Std. Ctn.
3"	1 1/2"	1/4"-20	Medium	15-E 652	8,000	5,600	1	10
3"	1 1/2"	1/4"-20	Fine	15-E 654	8,000	5,600	1	10
3"	1 1/2"	1/4"-20	Extra fine	15-E 656	8,000	5,600	1	10
3"	1 1/2"	1/4"-20 *	Polishing	15-E 658	8,000	5,600	1	10



Dia.	Width	Arbor Hole	Grit	Order No.	Max. RPM	Optimal RPM	Std. Pkg.	Std. Ctn.
6"	1"	1 1/4"	Fine	15-E 295	3,600	2,500	1	10
6"	1"	1 1/4"	Extra fine	15-E 296	3,600	2,500	1	10

COOLCUT™ FLAP WHEELS

Excellent for weld blending and general finishing work. Mounted with a pair of flanges for use on straight shaft or bench grinders.



Dia.	Width	Arbor	Grit	Order No.	Max. RPM	Std. Pkg.	Std. Ctn.
6 1/2"	1"	1"	60	15-G 206	5,200	1	10
6 1/2"	1"	1"	80	15-G 208	5,200	1	10
6 1/2"	1"	1"	120	15-G 212	5,200	1	10
6 1/2"	2"	1"	60	15-G 306	5,200	1	10
6 1/2"	2"	1"	80	15-G 308	5,200	1	10
6 1/2"	2"	1"	120	15-G 312	5,200	1	10

COOLCUT™ FLAP WHEELS

High quality and a consistent finish

COOLCUT™ Flap Wheels are ideal for general purpose blending, shaping and deburring. They are made from the highest quality abrasive grains and are perfectly balanced to provide a uniform, grained satin finish. No matter the application, COOLCUT™ Flap Wheels provide consistently excellent results.

1/4" SHAFT




Dia.	Width	Grit	Order No.	Max. RPM	Optimal RPM	Std. Pkg.*	Std. Ctn.
1"	3/8"	40	15-F 054	30,000	15,000	10	100
1"	3/8"	60	15-F 056	30,000	15,000	10	100
1"	3/8"	80	15-F 058	30,000	15,000	10	100
1"	3/8"	120	15-F 062	30,000	15,000	10	100
1"	1"	40	15-F 154	30,000	15,000	10	100
1"	1"	60	15-F 156	30,000	15,000	10	100
1"	1"	80	15-F 158	30,000	15,000	10	100
1"	1"	120	15-F 162	30,000	15,000	10	100
1 1/2"	3/8"	40	15-F 004	25,000	13,000	10	100
1 1/2"	3/8"	60	15-F 006	25,000	13,000	10	100
1 1/2"	3/8"	80	15-F 008	25,000	13,000	10	100
1 1/2"	3/8"	120	15-F 012	25,000	13,000	10	100
1 1/2"	1"	40	15-F 104	25,000	13,000	10	100
1 1/2"	1"	60	15-F 106	25,000	13,000	10	100
1 1/2"	1"	80	15-F 108	25,000	13,000	10	100
1 1/2"	1"	120	15-F 112	25,000	13,000	10	100
1 1/2"	1"	240	15-F 124	25,000	13,000	10	100
2 1/2"	1 1/2"	40	15-F 504	20,000	11,000	10	100
2 1/2"	1 1/2"	60	15-F 506	20,000	11,000	10	100
2 1/2"	1 1/2"	80	15-F 508	20,000	11,000	10	100
2 1/2"	1 1/2"	120	15-F 512	20,000	11,000	10	100
2 1/2"	1 1/2"	240	15-F 524	20,000	11,000	10	100
2"	3/8"	40	15-F 204	25,000	13,000	10	100
2"	3/8"	60	15-F 206	25,000	13,000	10	100
2"	3/8"	80	15-F 208	25,000	13,000	10	100
2"	3/8"	120	15-F 212	25,000	13,000	10	100
2"	1"	40	15-F 304	25,000	13,000	10	100
2"	1"	60	15-F 306	25,000	13,000	10	100
2"	1"	80	15-F 308	25,000	13,000	10	100
2"	1"	120	15-F 312	25,000	13,000	10	100
2"	1"	240	15-F 324	25,000	13,000	10	100
3"	1"	40	15-F 704	20,000	11,000	10	100
3"	1"	60	15-F 706	20,000	11,000	10	100
3"	1"	80	15-F 708	20,000	11,000	10	100
3"	1"	120	15-F 712	20,000	11,000	10	100
3"	1 1/2"	40	15-F 804	20,000	11,000	10	100
3"	1 1/2"	60	15-F 806	20,000	11,000	10	100
3"	1 1/2"	80	15-F 808	20,000	11,000	10	100
3"	1 1/2"	120	15-F 812	20,000	11,000	10	100
3"	1 1/2"	240	15-F 824	20,000	11,000	10	100
3"	2"	40	15-F 904	20,000	11,000	10	100
3"	2"	60	15-F 906	20,000	11,000	10	100
3"	2"	80	15-F 908	20,000	11,000	10	100
3"	2"	120	15-F 912	20,000	11,000	10	100

* Can also be sold by the unit.



HAND ABRASIVES



Hand pads:

- ▷ Pads are washable and can be reused
- ▷ Replace steel wool with no rusting, splintering or contamination of the workpiece



Rolls:

- ▷ Can easily be cut into strips of desired size
- ▷ For manual or machine operations
- ▷ Ideal for removing rust and corrosion

BLENDIX™ HAND FINISHING ABRASIVES

Flexible rolls and sheets for general purpose sanding, deburring, surface cleaning and finishing. They easily adapt to irregular surfaces making them indispensable in repair or maintenance applications.



HAND PADS

Size	Order No.	Color	Type	Std. Pkg.
6" x 9"	07-A 100	Maroon	Blending	60
6" x 9"	07-A 200	Grey	Finishing/Polishing	60
6" x 9"	07-A 300	Tan	Heavy-duty	60
6" x 9"	07-A 400	Green	General purpose	60
6" x 9"	07-A 500	White	Cleaning	60
6" x 9"	07-A 600	Black	Finishing/Surface Preparation	60

Accessory

Hand pad holder

With molded hook pattern for positive pad holding and easy grip handle
3" x 6"

Order No. 07-A 001



ROLLS



Width	Length	Order No.	Color	Type	Std. Pkg.	Std. Ctn.
4"	30'	07-B 104	Maroon	Blending	1	10
4"	30'	07-B 204	Grey	Finishing/Polishing	1	10
4"	30'	07-B 304	Tan	Heavy-duty	1	10
4"	30'	07-B 404	Green	General purpose	1	10
4"	30'	07-B 504	White	Cleaning	1	10

Tech tip!

Use white hand pad (Order no.: 07-A 500) or roll (Order no.: 07-B 504) with SURFOX Pre-Weld to clean soiled surfaces.



SURFOX Pre-Weld
Order No. 54-A 083

COOLCUT™ SHOP ROLLS AND HAND SHEETS

COOLCUT™ cloth abrasives are made from fast-cutting aluminum oxide grain resin-bonded onto a wear-resistant high-quality cotton cloth backing for cool and effective cutting. Get through general sanding, light removal and deburring, surface cleaning and finishing fast.

SHOP ROLLS

Fe-S-CI
<0.1%



Width	Length	Grit	Order No.	Std. Pkg.	Std. Ctn.
1"	50 yards	60	14-C 106	1	10
1"	50 yards	80	14-C 108	1	10
1"	50 yards	100	14-C 110	1	10
1"	50 yards	120	14-C 112	1	10
1"	50 yards	180	14-C 118	1	10
1"	50 yards	240	14-C 124	1	10
1"	50 yards	320	14-C 132	1	10
1 ½"	50 yards	60	14-C 206	1	10
1 ½"	50 yards	80	14-C 208	1	10
1 ½"	50 yards	100	14-C 210	1	10
1 ½"	50 yards	120	14-C 212	1	10
1 ½"	50 yards	180	14-C 218	1	10
1 ½"	50 yards	240	14-C 224	1	10
1 ½"	50 yards	320	14-C 232	1	10
2"	50 yards	60	14-C 306	1	10
2"	50 yards	80	14-C 308	1	10
2"	50 yards	100	14-C 310	1	10
2"	50 yards	120	14-C 312	1	10
2"	50 yards	180	14-C 318	1	10
2"	50 yards	240	14-C 324	1	10
2"	50 yards	320	14-C 332	1	10



- ▷ Premium J-weight cloth backing for long life and flexibility
- ▷ Ideal for use in maintenance shops, machine shops, manufacturing plants and more
- ▷ Safe for use on all metals

HAND SHEETS

Fe-S-CI
<0.1%



Dimensions	Grit	Order No.	Std. Pkg.	Std. Ctn.
9" x 11"	40	14-A 904	25	250
9" x 11"	40	14-A 904A	5	250
9" x 11"	60	14-A 906	25	250
9" x 11"	60	14-A 906A	5	250
9" x 11"	80	14-A 908	25	250
9" x 11"	80	14-A 908A	5	250
9" x 11"	100	14-A 910	25	250
9" x 11"	100	14-A 910A	5	250
9" x 11"	120	14-A 912	25	250
9" x 11"	120	14-A 912A	5	250
9" x 11"	180	14-A 918	25	250
9" x 11"	180	14-A 918A	5	250
9" x 11"	240	14-A 924	25	250
9" x 11"	240	14-A 924A	25	250
9" x 11"	320	14-A 932	25	250
9" x 11"	320	14-A 932A	5	250
9" x 11"	Assorted pack.*	14-A 990A	5	250

* 2 x 14-A 932, 2 x 14-A 918, 1 x 14-A 906



- ▷ Woven backing is extra tough but tears straight for easy sizing
- ▷ Wear resistant and high performing
- ▷ Long lasting and cool cutting

LINEAR SURFACE FINISHING SYSTEM



The Line-Mate linear surface finishing system

is the most versatile tool for applications that involve applying a linear scratch pattern. Line-Mate features a complete range of innovative abrasives designed to match any linear finish and reduce your finishing costs. Whether you work with stainless steel, aluminum, brass, copper or other alloys, Line-Mate allows you to achieve the desired finish quickly and with minimal effort.

This is the finish you get for each product if used on a 2B stainless steel surface.



DRUMS	Product	Application	Product category	Type of finish	Pre-finishing	Coarse finish	Sanitary	Pharma	Light polish	Mirror finish
				Ra	(>60 μin)	(60-50 μin)	(40-25 μin)	(16-12 μin)	(8-4 μin)	(4-1 μin)
				Grit size						
DRUMS	FX Drums @2000 RPM	Cleaning	07-L	Coarse						
	COOLCUT Flap Drums @2000 RPM	Graining	07-J	40						
				60						
				80						
				120						
	BLENDEX Drums @2000 RPM	Finishing	07-M	Coarse						
				Medium						
				Fine						
				Super Fine						
				Ultra Fine						
	2-in-1 TURBO Drums @2000 RPM	Graining	07-K	60						
	2-in-1 Drums @2000 RPM	Linear finishing	07-K	80						
Buffing Drums and polishing pastes @2000 RPM	Applying a mirror finish	07-T + paste	Instant Polish 1000-1500							
		07-T + paste	Ultimate Shine 2000-2500							
BELTS	Cloth Drum Belts @2000 RPM	Removing deep scratches (stock removal)	07-F	40						
				60						
				80						
				120						
	Blendex Drum Belts @2000 RPM	Graining and finishing	07-H	Coarse						
				Medium						
				Fine						
				Super Fine						
	High Polish Drum Belts, Instant Polish Drum Belts and polishing pastes	Applying a mirror finish	07-T + paste	Instant Polish 1000-1500						
			07-T + paste	Ultimate Shine 2000-2500						

LINE-MATE LINEAR SURFACE FINISHING SYSTEM

The professional choice for applying a linear finish

The Line-Mate III surface finishing system is the most versatile method for all applications where a linear scratch pattern is required. Whether you need to grind, sand, clean, buff or polish a metal surface, this system offers the most complete range of products to match the desired surface finish.

Line-Mate III high efficiency drum sander
See p. 154 for details

Pneumatic drum and belts



Drive roller and T-lock™ belts - for pipes, tubing and railings

Drums



- ▷ Ideal for graining and light metal removal and as a first step in the finishing process
- ▷ Will give a consistent and uniform finish
- ▷ Will not load or glaze



- ▷ Combine two finishing steps into one: The coated abrasive cloth cuts aggressively while the interweaved BLENDEX flaps produce a satin linear finish



- ▷ Removes like a grinding belt while the interweaved BLENDEX flaps produce a #3 finish

COOLCUT™ FLAP DRUMS



Dia.	Width	Arbor	Grit	Order No.	Max. RPM	Std. Pkg.	Std. Ctn.
4 1/4"	2"	5/8"-11	40	07-J 424	3,800	1	10
4 1/4"	2"	5/8"-11	60	07-J 426	3,800	1	10
4 1/4"	2"	5/8"-11	80	07-J 428	3,800	1	10
4 1/4"	2"	5/8"-11	120	07-J 432	3,800	1	10
4 1/4"	4"	5/8"-11	40	07-J 444	3,800	1	10
4 1/4"	4"	5/8"-11	60	07-J 446	3,800	1	10
4 1/4"	4"	5/8"-11	80	07-J 448	3,800	1	10
4 1/4"	4"	5/8"-11	120	07-J 452	3,800	1	10

TWO-IN-ONE™ DRUMS



Dia.	Width	Arbor	Grit	Order No.	Max. RPM	Std. Pkg.	Std. Ctn.
4 1/4"	2"	5/8"-11	80	07-K 322	3,800	1	10
4 1/4"	4"	5/8"-11	80	07-K 342	3,800	1	10
4 1/2"	2"	5/8"-11	80	07-K 422	3,800	1	10
4 1/2"	4"	5/8"-11	80	07-K 442	3,800	1	10

TWO-IN-ONE™ TURBO DRUMS



Dia.	Width	Arbor	Grit	Order No.	Max. RPM	Std. Pkg.	Std. Ctn.
4 1/2"	2"	5/8"-11	60	07-K 421	3,800	1	10
4 1/2"	4"	5/8"-11	60	07-K 441	3,800	1	10

BLENDEX™ DRUMS



Dia.	Width	Arbor	Grit	Order No.	Max. RPM	Std. Pkg.	Std. Ctn.
4 1/4"	2"	5/8"-11	Coarse	07-M 322	3,800	1	10
4 1/4"	2"	5/8"-11	Medium	07-M 323	3,800	1	10
4 1/4"	2"	5/8"-11	Fine	07-M 324	3,800	1	10
4 1/4"	4"	5/8"-11	Coarse	07-M 342	3,800	1	10
4 1/4"	4"	5/8"-11	Medium	07-M 343	3,800	1	10
4 1/4"	4"	5/8"-11	Fine	07-M 344	3,800	1	10
4 1/2"	2"	5/8"-11	Coarse	07-M 422	3,800	1	10
4 1/2"	2"	5/8"-11	Medium	07-M 423	3,800	1	10
4 1/2"	2"	5/8"-11	Fine	07-M 424	3,800	1	10
4 1/2"	2"	5/8"-11	Super fine	07-M 425	3,800	1	10
4 1/2"	4"	5/8"-11	Coarse	07-M 442 *	3,800	1	10
4 1/2"	4"	5/8"-11	Medium	07-M 443 *	3,800	1	10
4 1/2"	4"	5/8"-11	Fine	07-M 444	3,800	1	10
4 1/2"	4"	5/8"-11	Super fine	07-M 445	3,800	1	10
4 1/2"	4"	5/8"-11	Ultra fine	07-M 446 **	3,800	1	10

* 07-M 442 and 07-M 443: Now with "Perfect Brushed Finish" technology. Exclusive to WALTER, this technology provides a shadow-free finish right from the start.

** Ultra-Fine HG (High Gloss) drums are ideal for enhancing and brightening existing finishes, taking out stains in metals and bringing out a new lustre in work surfaces.



▷ Can be used to polish, burnish, blend, deburr, clean and brighten stainless steel, aluminum, brass, copper and other alloys



▷ Blendex High Density (HD) drums are for demanding applications like deburring or working on outside corners as they are denser and have a longer life

BLENDEX HD™ DRUMS



Dia.	Width	Arbor	Grit	Order No.	Max. RPM	Std. Pkg.	Std. Ctn.
4 1/2"	2"	5/8"-11	Coarse	07-M 411	3,800	1	10

INOX TAPE

Excellent for a perfect mitred corner finish

Length	Width	Thick.	Order No.	Std. Pkg.
16' 3/8"	1 3/64"	3/500"	07-T 100	1

▷ Thin stainless steel tape with adhesive strip
▷ Use only on cool surfaces



BUFFING DRUMS



Dia.	Width	Arbor	Grit	Order No.	Max. RPM	Optimal RPM	Std. Pkg.	Std. Ctn.
4 3/4"	2"	5/8"-11	Multi-ply cotton	07-T 425	3,800	1,700 to 2,200	1	10
4 3/4"	2"	5/8"-11	Fold cotton	07-T 427	3,800	1,700 to 2,200	1	10

Use with polishing pastes.



Multi-Ply (Harder) Fold (Softer)

▷ Ideal for enhancing and brightening existing finishes, taking out stains in metals and bringing out a new lustre in work surfaces
▷ Use with polishing pastes for a mirror finish


▷ Popular applications include upgrading of #4 finishes, polishing to a food grade finish, repairing minor scratches, etc.



HIGH POLISH DRUM BELTS



Width	Length	Dia.	Color	Order No.	Std. Pkg.	Std. Ctn.
5 3/8"	11 5/8"	3 1/2"	White	07-T 530	1	10
3 1/2"	15 1/2"	5"	Yellow	07-T 334	1	10
5 3/8"	11 5/8"	3 1/2"	Yellow	07-T 534	1	10



PNEUMATIC DRUMS



Accessories

Photo	Width	Dia.	Arbor	Max. RPM	Order No.
A	3 1/2"	5"	5/8"-11	3,800	07-F 037*
B	5 3/8"	3 1/2"	5/8"-11	3,800	07-F 051
*MUST USE extension for pneumatic drum A					08-B 009

Replacement rubber bladder assemblies

3 1/2" x 5" (for drum A)	07-F 093
5 3/8" x 3 1/2" (for drum B)	07-F 095
Drum Inflator	07-F 014
Valve core for both drums	07-F 013

Put a cushion of air between your abrasives to:

- ▶ Eliminate edge cutting and swirl marks
- ▶ Increase sandpaper life by reducing heat build-up
- ▶ Allow more flexibility – conforms to curved surfaces

- ▶ Improves productivity with 3 inserts to allow easy drum belt change




- ▶ Longer lasting due to its premium rubber material
- ▶ Eliminates the need to have access to an air line
- ▶ With metal spin-on arbor – 5/8"-11*

EXPANDING DRUM



Accessory

Width	Dia.	Arbor	Max. RPM	Order No.
5 3/8"	3 1/2"	5/8"-11	3,800	07-F 061



- ▶ Allows you to create or restore linear finishes, level off small welds, round corners, remove deep scratches, etc.
- ▶ Equipped with taped butt-joints for longer life and higher removal rates

TOPCUT™ AND COOLCUT XX™ DRUM BELTS



Width	Length	Dia.	Grit	Order No.	Std. Pkg.	Std. Ctn.
3 1/2"	15 1/2"	5"	40 TOPCUT	07-F 364	5	100
3 1/2"	15 1/2"	5"	60 COOLCUT XX	07-F 366	5	100
3 1/2"	15 1/2"	5"	80 COOLCUT XX	07-F 368	5	100
3 1/2"	15 1/2"	5"	120 COOLCUT XX	07-F 371	5	100
5 3/8"	11 5/8"	3 1/2"	40 TOPCUT	07-F 504	5	100
5 3/8"	11 5/8"	3 1/2"	60 COOLCUT XX	07-F 506	5	100
5 3/8"	11 5/8"	3 1/2"	80 COOLCUT XX	07-F 508	5	100
5 3/8"	11 5/8"	3 1/2"	120 COOLCUT XX	07-F 511	5	100



- ▶ **Coarse:** For tough cleaning or removing rust and small scratches
- ▶ **Medium:** For conditioning and removing surface imperfections
- ▶ **Fine:** For fine surface refinements
- ▶ **Super fine:** Use to produce decorative finishes or as a last step before applying a mirror finish

BLENDEx™ DRUM BELTS



Width	Length	Dia.	Grit	Order No.	Std. Pkg.	Std. Ctn.
3 1/2"	15 1/2"	5"	Coarse	07-H 362	1	10
3 1/2"	15 1/2"	5"	Medium	07-H 363	1	10
3 1/2"	15 1/2"	5"	Fine	07-H 364	1	10
3 1/2"	15 1/2"	5"	Super fine	07-H 365	1	10
5 3/8"	11 5/8"	3 1/2"	Coarse	07-H 502	1	10
5 3/8"	11 5/8"	3 1/2"	Medium	07-H 503	1	10
5 3/8"	11 5/8"	3 1/2"	Fine	07-H 504	1	10
5 3/8"	11 5/8"	3 1/2"	Super fine	07-H 505	1	10



- ▷ Achieve a #8 mirror finish in just one step
- ▷ The polishing paste comes pre-applied on the belt
- ▷ Packed in a resealable bag that protects the belt from contaminants and drying



- ▷ Ideal for cleaning or finishing pipes, tubes and railings
- ▷ Produces a new sheen on tarnished pipes
- ▷ T-Lock allows quick and easy access when finishing closed loop workpieces




Accessory

Belt drive roller

3 1/4" x 2 3/4" x 5/8"-11

Order No. 07-F 002



- ▷ Allows you to use T-Lock belts with the Line-Mate III tool for finishing pipes, tubing and railing



INSTANT POLISH™ DRUM BELTS

One-step solution for achieving a #8 mirror finish



Width	Length	Dia.	Order No.	Std. Pkg.	Std. Ctn.
3 1/2"	15 1/2"	5"	07-T 336	1	10
5 5/8"	11 5/8"	3 1/2"	07-T 536	1	10

BLENDEX™ T-LOCK BELTS



Width	Length	Grit	Color	Order No.	Std. Pkg.	Std. Ctn.
1 3/16"	24"	Coarse	Tan	07-H 242	3	48
1 3/16"	24"	Medium	Maroon	07-H 243	3	48
1 3/16"	24"	Fine	Blue	07-H 244	3	48
1 3/16"	24"	Super fine	Grey	07-H 245	3	48

T-LOCK POLISHING FELT BELT



Width	Length	Color	Order No.	Std. Pkg.	Std. Ctn.
1 3/16"	24"	White	07-T 225	3	48

Use with polishing paste.



HAND RAIL FINISHING KIT

Order No. 07-H 992

Includes:

- 1 belt drive roller (07-F 002)
- 4 BLENDEX strip belts:
 - 1 coarse (07-H 242)
 - 1 medium (07-H 243)
 - 1 fine (07-H 244),
 - 1 super fine (07-H 245).

FX™ FLEX DRUMS

Clean welds and finish the surface in one step

Use the FX™ FLEX drum to easily clean TIG and MIG welds while leaving a fine #4 finish on your metal surfaces. This product is ideal for cleaning uneven surfaces like checker plate. FX™ FLEX drums are made with a lower density material which allows you to achieve a perfectly uniform fine #4 finish on your metal surfaces. Save time and replace multiple tools with just one with FX™ FLEX drums.



Dia.	Width	Arbor	Grit	Order No.	Max. RPM	Std. Pkg.	Std. Ctn.
4 1/2"	2"	5/8"-11	Flex coarse	07-L 422	3,800	1	10
4 1/2"	4"	5/8"-11	Flex coarse	07-L 442	3,800	1	10

FX™ DRUMS



Dia.	Width	Arbor	Grit	Order No.	Max. RPM	Std. Pkg.	Std. Ctn.
4 1/2"	2"	5/8"-11	Coarse	07-L 420	3,800	1	10
4 1/2"	4"	5/8"-11	Coarse	07-L 440	3,800	1	10

FX™ DRUMS REVERSIBLE



Dia.	Width	Arbor	Grit	Order No.	Max. RPM	Std. Pkg.	Std. Ctn.
4 1/2"	4"	5/8"-11	Coarse	07-L 441	3,800	1	10

LINEAR CRIMPED BRUSHES



Dia.	Width	Arbor	Wire size	Wire type	Order No.	Max. RPM	Std. Pkg.	Std. Ctn.
4 1/2"	2"	5/8"-11	.01"	Tempered steel	13-M 454	4,000	1	10

LINEAR CRIMPED BRUSHES



Dia.	Width	Arbor	Wire size	Wire type	Order No.	Max. RPM	Std. Pkg.	Std. Ctn.
4 1/2"	2"	5/8"-11	.01"	S/S 304	13-M 464	4,000	1	10

LINE-MATE III™ SYSTEM

Linear finishing made easy

The Line-Mate III™ is a versatile variable speed tool that allows you to quickly and easily apply a wide range of linear finishes to metal surfaces. Its powerful motor will help you complete even the toughest jobs with ease. RPM remains constant under load for a consistent and uniform finish every time. When you have a project that requires a linear scratch pattern applied to the surface, trust Line-Mate to get the job done quickly and efficiently.

Includes:

- 1 Line-Mate III™ with standard equipment plus carrying case
- 1 expanding drum (07-F 061)
- 6 cloth drum belts (2 each grit: 60: 07-F 506, 80: 07-F 508 and 120: 07-F 511)
- 2 BLENDEX drum belts (Coarse: 07-H 502, medium: 07-H 503)
- 1 TWO-IN-ONE drum (4 1/4" x 4": 07-K 342)
- 1 BLENDEX drum (4 1/4" x 4" medium: 07-M 343)

Model	Order No.	Spindle RPM	Thread	Motor	Amps	Weight
6268 KIT	30-A 269	1,000–3,800	5/8"-11	120V A.C. only	12.4 A	16 lbs



- ▷ More flexible non woven mesh – cleans any uneven surface
- ▷ Clean TIG and MIG welds and leave a fine #4 finish
- ▷ Perfect on stainless steel



- ▷ Open web-like construction assures cool operation that resists loading
- ▷ Will strip paint with ease, remove rust and scale
- ▷ Firm coarse non-woven flaps for tough cleaning applications



- ▷ Reversible for uniform wear on uneven surfaces



- ▷ Perfect for a ready-to-paint finish
- ▷ Cleans large surfaces faster
- ▷ Provides a smooth linear finish
- ▷ The best solution to clean uneven surfaces

- ▷ Follows the direction of the grain
- ▷ The fastest way to clean oxidized and discolored welds



FINISHING TUBES, RAILS AND PIPES

RAIL-MATE™

Remove welds and finish pipes, tubes and railings faster

The RAIL-MATE™ allows you to use our premium abrasive products in a new belt format to finish pipes, tubes and railings. This powerful finishing tool features variable speed settings so that you can tackle any job from blending welds or heavy stock removal all the way to polishing and finishing surfaces. Easily create a linear scratch pattern around the circumference of pipes, tubes and rails with RAIL-MATE™.

See page 155 for more details



TACKLE ANY APPLICATION
FROM HEAVY STOCK
REMOVAL TO POLISHING

Benefits

- ▷ Allows you to quickly switch between abrasives to take time and cost out of finishing jobs
- ▷ Durable industrial tool that is built to last, saving you from having to replace your power tools every few months
- ▷ Designed to exceed all safety standards, creating a safer work environment

Features

- ▷ Dialspeed™ variable speed control allows you to quickly go from 1,600-3,200 RPM to tackle any application from heavy stock removal to polishing
- ▷ Powerful 1,200W industrial motor with Dynamax™ RPM monitoring to maintain constant RPM under load
- ▷ Soft Start™ technology helps to avoid kickback when starting the tool

Tech tip!

Use faster speeds for heavy stock removal and lower speeds for finishing.

Finish (roughness average) obtained when using each product on 2B stainless steel surface.



Product	Application	Product category	Type of finish	Pre-finishing	Coarse finish	Sanitary	Pharma	Light polish	Mirror finish
			Ra	(>60 μin)	(60-50 μin)	(40-25 μin)	(16-12 μin)	(8-4 μin)	(4-1 μin)
			Grit size						
COOLCUT XX Drums	Blending	14-X	40	■					
			60		■				
			80			■			
			120				■		
BLENDEX Belts	Surface conditioning	07-D	Coarse			■			
			Medium				■		
			Fine					■	
High Polish Belts	Mirror finishing	07-T + paste	Instant Polish 1000-1500						■
		07-T + paste	Ultimate Shine 2000-2500						

COOLCUT XX BELTS

For heavy stock removal

These coated abrasive belts use our exclusive Cyclone™ Technology with a premium ceramic abrasive grain blend to provide an extremely aggressive removal rate and long working life. This means you can remove weld beads and finish surfaces faster, reducing cycle time and taking labor time and cost out of the operation.



Benefits

- ▷ Reduce cycle time to take labor time and cost out of the job
- ▷ Long lasting performance to avoid frequent belt change outs and trips to the tool crib
- ▷ Consistent removal rate and surface finish throughout the life of the belt

Features

- ▷ Premium Cyclone™ Technology ceramic abrasive grain blend for the fastest removal and longest life in the industry
- ▷ Flexible cloth backing for any curved surface
- ▷ Guaranteed not to contaminate stainless steel (Fe-S-CL free)

COOLCUT XX RAIL-MATE BELTS



Width	Length	Grit	Order No.	Max. RPM	Optimal RPM	Std. Pkg.	Std. Ctn.
1 1/2"	30"	40	14-X 154	3,200	2,900	5	100
1 1/2"	30"	60	14-X 156	3,200	2,900	5	100
1 1/2"	30"	80	14-X 158	3,200	2,900	5	100
1 1/2"	30"	120	14-X 162	3,200	2,900	5	100

BLENDEX BELTS

For surface conditioning and removing fine scratches

Our proprietary BLENDEX belts outlast the competition and provide a consistent, uniform surface finish throughout the life of the belt. These non-woven belts excel at removing scratches and light corrosion or oxidation from stainless steel or aluminum tubes, rails or pipes.



Benefits

- ▷ Long lasting product that outlasts and outperforms the competition
- ▷ Quickly produces a new sheen on tarnished pipes
- ▷ Safe for use on all common metals and alloys

Features

- ▷ Non-woven design ensures consistent performance from start to finish
- ▷ Premium abrasive grain blend for maximum performance
- ▷ Will not clog or load on aluminum and other non-ferrous metals

BLENDEX RAIL-MATE BELTS



Width	Length	Grit	Order No.	Max. RPM	Optimal RPM	Std. Pkg.	Std. Ctn.
1 1/2"	30"	Coarse	07-D 152	3,200	2,500	5	100
1 1/2"	30"	Medium	07-D 153	3,200	2,500	5	100
1 1/2"	30"	Fine	07-D 154	3,200	2,500	5	100

POLISHING BELTS

For applying a decorative or mirror finish

These durable belts are made of a special material that allows you to apply up to a #8 mirror finish with the use of our polishing pastes.



Features

- ▷ Durable construction provides a long working life
- ▷ Extremely flexible to provide a superior surface finish

RAIL-MATE POLISHING BELTS



Width	Length	Color	Order No.	Max. RPM	Optimal RPM	Std. Pkg.	Std. Ctn.
1 1/2"	30"	Yellow	07-T 220	3,200	1,600	5	20

POLISHING PASTES

For use with felt, high polish and instant polish discs

NSF category A7, registration #152698 (Instant Polish)
NSF category A7, registration #154489 (Ultimate Shine)



Name	Order No.	Weight	Grit	Std. Pkg.	Std. Ctn.
White paste	07-T 901	600 g	1200-1500	1	10
Blue paste	07-T 905	650 g	2000	1	10
Instant polish paste	07-T 907	1200 g	1000-1500	1	5
Ultimate Shine™ paste	07-T 909	1300 g	2000-2500	1	5



COATED ABRASIVE FILE BELTS

WALTER offers a complete line of file belts for general purpose sanding, light weld removal, surface cleaning, blending, deburring and finishing of intricate shapes and profiles. An extra heavy-duty backing (Y-polyester) with a special butt-joint and glue ensure the longest belt life even in the most demanding applications.

- ▷ *Made with premium abrasive grain blends for fast material removal on all metal surfaces*
- ▷ *Excellent for contour and shape sanding applications requiring flexibility and fray resistance*



TOPCUT+

INOX+


- ▷ *Made from top quality grain for sanding and finishing of stainless steel*
- ▷ *Leaves a smooth and bright surface finish*

Accessory

Rubber cleaning stick

Prolongs the life of drum belts by removing build-up

Order No. 14-E 001



NON-WOVEN ABRASIVE FILE BELTS

Assortment of non-woven abrasive file belts made with special reinforced nylon and abrasive grain to achieve a consistent and uniform finish. Conform to irregular surfaces with minimal smearing and discoloration of the workpiece.



- ▷ *Will not gouge or burn surfaces*
- ▷ *Specially formulated to resist loading and heat build-up*
- ▷ *Very flexible and suitable for edge finishing*
- ▷ *High performance butt joint eliminates breakage*

TOPCUT+ FILE BELTS



Width	Length	Grit	Order No.	Std. Pkg.	Std. Ctn.
1/2"	18"	36	14-D 033	25	200
1/2"	18"	60	14-D 036	25	200
1/2"	18"	80	14-D 038	25	200
1/2"	24"	36	14-D 053	25	200
1/2"	24"	60	14-D 056	25	200
1/2"	24"	80	14-D 058	25	200
3/4"	18"	36	14-D 103	25	200
3/4"	18"	60	14-D 106	25	200
3/4"	18"	80	14-D 108	25	200
3/4"	24"	36	14-D 123	25	200
3/4"	24"	60	14-D 126	25	200
3/4"	24"	80	14-D 128	25	200

INOX+ FILE BELTS



Width	Length	Grit	Order No.	Std. Pkg.	Std. Ctn.
1/2"	18"	36	14-B 033	25	200
1/2"	18"	60	14-B 036	25	200
1/2"	18"	80	14-B 038	25	200
1/2"	18"	120	14-B 042	25	200
1/2"	24"	36	14-B 053	25	200
1/2"	24"	60	14-B 056	25	200
1/2"	24"	80	14-B 058	25	200
1/2"	24"	120	14-B 062	25	200
3/4"	18"	36	14-B 103	25	200
3/4"	18"	60	14-B 106	25	200
3/4"	18"	80	14-B 108	25	200
3/4"	18"	120	14-B 112	25	200
3/4"	24"	36	14-B 123	25	200
3/4"	24"	60	14-B 126	25	200
3/4"	24"	80	14-B 128	25	200
3/4"	24"	120	14-B 132	25	200

BLENDEX+™ FILE BELTS



Width	Length	Grit	Order No.	Std. Pkg.	Std. Ctn.
1/2"	18"	Coarse	07-D 032	10	50
1/2"	18"	Medium	07-D 033	10	50
1/2"	18"	Very fine	07-D 034	10	50
1/2"	24"	Coarse	07-D 052	10	50
1/2"	24"	Medium	07-D 053	10	50
1/2"	24"	Very fine	07-D 054	10	50
3/4"	18"	Coarse	07-D 102	10	50
3/4"	18"	Medium	07-D 103	10	50
3/4"	18"	Very fine	07-D 104	10	50
3/4"	24"	Coarse	07-D 122	10	50
3/4"	24"	Medium	07-D 123	10	50
3/4"	24"	Very fine	07-D 124	10	50

CIRCULAR FINISHING QUICK-STEP SYSTEM

For all your surface finishing needs!

Whether you are blending in welds, cleaning surfaces, refining and enhancing existing finishes or bringing out a mirror finish on stainless steel, steel, aluminum or any other ferrous and non-ferrous metals, WALTER provides a complete line of tools for the art of metalworking!

This is the finish you get for each product if used on a 2B stainless steel surface.



Product	Application	Product category	Type of finish	Pre-finishing	Coarse finish	Sanitary	Pharma	Light polish	Mirror finish
			Ra	(>60 μin)	(60-50 μin)	(40-25 μin)	(16-12 μin)	(8-4 μin)	(4-1 μin)
			Grit size						
Quick-Step FX@5000 RPM	Cleaning	07-X	Coarse						
			40						
Quick-Step Flex@7000 RPM	Blending	07-Q	60						
			80						
			120						
			180						
Quick-Step XX@5000 RPM	Blending and surface conditioning	15-V	240						
			X-tra Coarse						
			Coarse						
Quick-Step Blendex@5000 RPM	Surface conditioning	07-R	Medium						
			Fine						
			Super fine						
			Instant Polish 1000-1500						
Quick-Step Felt and Quick-Step High Polish with polishing pastes@2000 RPM	Mirror finishing	07-T + paste	Ultimate Shine 2000-2500						
		07-T + paste							



Learn how to achieve the perfect finish every time with our online videos at

www.youtube.com/thewalternetwork

QUICK-STEP™ METAL SURFACE FINISHING SYSTEM

Reduce the number of steps required to achieve the desired finish. From sanitary to pharmaceutical to mirror finishes, our QUICK-STEP™ abrasives will help you to efficiently achieve the finish you are looking for in fewer steps, reducing your cycle time and saving you time and money.



High Efficiency QUICK-STEP sander/polisher
See p. 153 for details



Hook and loop fastening system for quick disc change outs between finishing steps

Simply center pin on the backing pad and mount QUICK-STEP disc

QUICK-STEP™ BACKING PADS

This patented backing pad is the heart of the QUICK-STEP system. It is made of industrial strength nylon that is guaranteed to retain its strength and flexibility even at elevated temperatures. Disc changes take only seconds.

QUICK-STEP MG BACKING PADS

For maximum grip when working at high speeds. Use this backing pad with BLENDEX surface conditioning discs for best results

Pad dia.	For disc dia.	Thread	Order No.	Std. Pkg.	Std. Ctn.
4 1/2"	4 1/2"	5/8"-11	07-Q 149	1	10
5"	5"	5/8"-11	07-Q 154	1	10
6"	6"	5/8"-11	07-Q 164	1	10
7"	7"	5/8"-11	07-Q 174	1	10

Built-in threaded arbor mounts directly onto grinder's spindle

Exclusive centering pin guarantees vibration-free operations



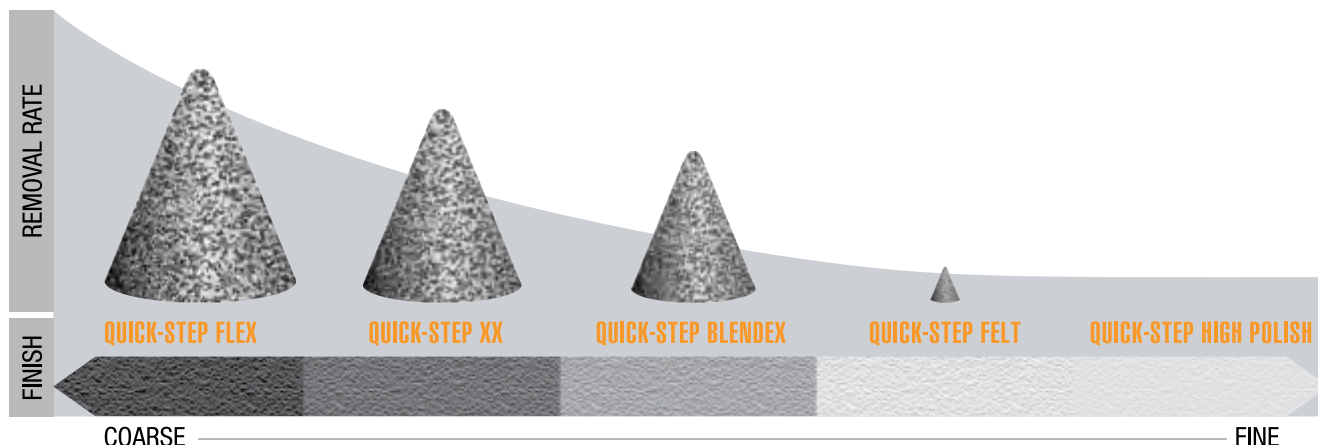
Torque resistant mushroom hooks hold discs securely in place

QUICK-STEP BACKING PADS

Pad dia.	For disc dia.	Thread	Order No.	Std. Pkg.	Std. Ctn.
4"	4 1/2"	5/8"-11	07-Q 044	* 1	10
4 1/2"	4 1/2"	5/8"-11	07-Q 049	1	10
5"	5"	5/8"-11	07-Q 054	1	10
6"	6"	5/8"-11	07-Q 064	1	10
7"	7"	5/8"-11	07-Q 074	1	10

* QUICK-STEP flap discs and FX cleaning discs can be used with backing pad one diameter size below for more flexibility, to reach into corners and to use up worn discs.

QUICK-STEP™ METAL SURFACE FINISHING SYSTEM



QUICK-STEP™ FX QUICK-STEP FX SURFACE CLEANING DISCS



Dia.	Order No.	Max. RPM	Optimal RPM	Std. Pkg.	Std. Ctn.
4 1/2"	07-X 845	6,000	2,000 to 3,000	5	40
6"	07-X 860	6,000	2,000 to 3,000	5	40



- ▶ Extra strong non-woven construction for removing heavy paint, gaskets, sealing compounds, rust and scale from all metals
- ▶ Cleans without gouging or damaging the surface

QUICK-STEP™ FLEX




Dia.	Grit	Order No.	Max. RPM	Optimal RPM	Std. Pkg.	Std. Ctn.
4 1/2"	40	07-Q 454	11,000	8,000	10	40
4 1/2"	60	07-Q 456	11,000	8,000	10	40
4 1/2"	80	07-Q 458	11,000	8,000	10	40
4 1/2"	120	07-Q 462	11,000	8,000	10	40
5"	40	07-Q 504	10,000	7,300	10	40
5"	60	07-Q 506	10,000	7,300	10	40
5"	80	07-Q 508	10,000	7,300	10	40
5"	120	07-Q 512	10,000	7,300	10	40
6"	40	07-Q 604	8,600	6,500	10	40
6"	60	07-Q 606	8,600	6,500	10	40
6"	80	07-Q 608	8,600	6,500	10	40
6"	120	07-Q 612	8,600	6,500	10	40



- ▶ For removing and blending in light welds, for deburring, breaking edges and rounding corners
- ▶ Aggressive, cool cutting and provides a consistent uniform finish
- ▶ Abrasive flaps are secured onto a flexible backing making them ideal for working on curved surfaces

Tech tip!

Use a backing pad one size below disc diameter for even more flexibility!



- ▷ *Extra long life – 6x the stock removal compared to aluminum oxide sanding discs*
- ▷ *Ultra High Removal Rate – twice as fast as Velcro or PSA (pressure sensitive adhesive) sanding discs*
- ▷ *Self-sharpening grain – consistently high cutting rate throughout lifetime*
- ▷ *Cooling agent – prevents burning and distortion*
- ▷ *Extra strong cloth backing – Resistant to ripping when catching an edge, unlike regular paper discs*



- ▷ *Reclosable polishing paste tube with convenient push-through system to protect paste from contaminants*
- ▷ *Suitable for use in food processing industries*
- ▷ *Achieve a mirror finish with only one paste*
- ▷ *Packed in a resealable bag that preserves the paste from contaminants and drying*



QUICK-STEP XX™ SANDING DISCS

This high performance sanding disc leverages our Cyclone™ Technology, a hightech blend of abrasive grains, and combines it with a special cooling agent. This allows you to blend and finish more pieces to improve productivity. Paired with an interface pad, this sanding disc allows for more flexibility, making it ideal for curved surfaces.



Dia.	Grit	Order No.	Max. RPM	Optimal RPM	Std. Pkg.	Std. Ctn.
4 1/2"	120	15-V 412	7,400	5,000	25	250
4 1/2"	180	15-V 418	7,400	5,000	25	250
5"	120	15-V 512	6,150	4,000	25	250
5"	180	15-V 518	6,150	4,000	25	250
6"	120	15-V 612	5,100	3,000	25	250
6"	180	15-V 618	5,100	3,000	25	250

QUICK-STEP INTERFACE PADS

Ideal for working on curved surfaces or when greater flexibility is required. It provides a soft foam cushion between the abrasive and the backing pad to increase flexibility and produce a better finish without gouging the work surface.

Dia.	Order No.	Std. Pkg.	Std. Ctn.
4 1/2"	07-Q 045	1	10
5"	07-Q 050	1	10
6"	07-Q 060	1	10
7"	07-Q 070	1	10

SPACER WASHERS

For grinders with: 5/8"-11 spindle 07-Q 001
 For grinders with: M14x2.0 spindle 07-Z 005

POLISHING PASTES

For use with felt, high polish and instant polish discs

NSF category A7, registration #152698 (Instant Polish)
NSF category A7, registration #154489 (Ultimate Shine)



Name	Order No.	Weight	Grit	Std. Pkg.	Std. Ctn.
White paste	07-T 901	600 g	1200-1500	1	10
Blue paste	07-T 905	650 g	2000	1	10
Instant polish paste	07-T 907	1200 g	1000-1500	1	5
Ultimate Shine™ paste	07-T 909	1300 g	2000-2500	1	5

QUICK-STEP BLENDEX

SURFACE CONDITIONING DISCS



Dia.	Grit	Order No.	Max. RPM	Optimal RPM	Std. Pkg.	Std. Ctn.
4 1/2"	X-TRA COARSE, brown	07-R 450	11,000	4,000 to 6,500	10	100
4 1/2"	COARSE, tan	07-R 452	11,000	4,000 to 6,500	10	100
4 1/2"	MEDIUM, maroon	07-R 453	11,000	4,000 to 6,500	10	100
4 1/2"	FINE, blue	07-R 454	11,000	4,000 to 6,500	10	100
4 1/2"	SUPER FINE, grey	07-R 455	11,000	4,000 to 6,500	10	100
5"	X-TRA COARSE, brown	07-R 500	11,000	3,000 to 6,500	10	100
5"	COARSE, tan	07-R 502	11,000	3,000 to 6,500	10	100
5"	MEDIUM, maroon	07-R 503	11,000	3,000 to 6,500	10	100
5"	FINE, blue	07-R 504	11,000	3,000 to 6,500	10	100
6"	X-TRA COARSE, brown	07-R 600	8,600	3,000 to 6,500	10	100
6"	COARSE, tan	07-R 602	8,600	3,000 to 6,500	10	100
6"	MEDIUM, maroon	07-R 603	8,600	3,000 to 6,500	10	100
6"	FINE, blue	07-R 604	8,600	3,000 to 6,500	10	100
7"	X-TRA COARSE, brown	07-R 700	6,800	2,500 to 5,000	10	100
7"	COARSE, tan	07-R 702	6,800	2,500 to 5,000	10	100
7"	MEDIUM, maroon	07-R 703	6,800	2,500 to 5,000	10	100
7"	FINE, blue	07-R 704	6,800	2,500 to 5,000	10	100



X-TRA COARSE: For blending

COARSE: For removing scratches

MEDIUM: For cleaning and eliminating superficial scratches

FINE: For fine striated finishes

SUPER FINE: Last step before decorative or polishing finishes

QUICK-STEP FELT DISCS



Dia.	Order No.	Optimal RPM	Std. Pkg.	Std. Ctn.
4 1/2"	07-T 450	2,000 to 3,000	5	40
6"	07-T 600	2,000 to 3,000	5	40
6"	07-T 602 *	2,000 to 3,000	5	40
7"	07-T 700	2,000 to 3,000	5	40

* For use with ULTI-MATE finishing tool (page 154)

▶ **Felt discs**
Strong high density Merino felt discs for all heavy-duty finishing and polishing job



QUICK-STEP HIGH POLISH DISCS



Dia.	Order No.	Optimal RPM	Std. Pkg.	Std. Ctn.
4 1/2"	07-T 454	2,000 to 3,000	10	100
5"	07-T 504	2,000 to 3,000	10	100
6"	07-T 604	2,000 to 3,000	10	100
7"	07-T 704	2,000 to 3,000	10	100

▶ **High polish discs**
Special soft polishing disc produces high gloss and mirror finishes faster



QUICK-STEP INSTANT POLISH™ DISCS

One-step solution to achieving a #8 mirror finish



Dia.	Order No.	Optimal RPM	Std. Pkg.	Std. Ctn.
4 1/2"	07-T 456	2,000 to 3,000	10	100
4 1/2"	07-T 457	2,000 to 3,000	2	20
5"	07-T 506	2,000 to 3,000	10	100
5"	07-T 507	2,000 to 3,000	2	20

▶ Achieve a #8 mirror stainless steel finish faster than ever

▶ The polishing paste is pre-applied on the disc

▶ Packed in resealable bag that preserves the disc from contaminants and drying



BLENDEX U™

Superior finishes in less time

BLENDEX™ Unitized Technology (BLENDEX U™) is used for deburring, blending and finishing any kind of metal, including stainless steel, titanium, aluminum, alloys and or plastic and fiberglass. These versatile abrasives are long-lasting and can replace many traditional abrasives, saving you steps in the finishing process and reducing your cycle time.



BLENDEX U CUP DISCS

SPIN-ON




Dia.	Arbor	Grade	Order No.	Max. RPM	Optimal RPM	Std. Pkg.	Std. Ctn.
4 1/2"	5/8"-11	3SF	07-U 451	10,500	6,000	5	20
5"	5/8"-11	3SF	07-U 501	10,500	6,000	5	20



BLENDEX U WHEELS



Dia.	Width	Arbor	Grade	Order No.	Max. RPM	Std. Pkg.	Std. Ctn.
3"	1/4"	3/8"	2SF	07-U 321	15,100	20	200
3"	1/4"	3/8"	6SF	07-U 322	18,100	20	200
3"	1/4"	3/8"	6AM	07-U 323	18,100	20	200
6"	1/4"	1"	2SF	07-U 621	5,000	5	40
6"	1/4"	1"	6SF	07-U 622	7,500	5	40
6"	1/4"	1"	6AM	07-U 623	7,500	5	40
6"	1/2"	1"	2SF	07-U 651	5,000	4	36
6"	1/2"	1"	6SF	07-U 652	7,500	4	36
6"	1/2"	1"	6AM	07-U 653	7,500	4	36
6"	1"	1"	2SF	07-U 611	5,000	2	16
6"	1"	1"	6SF	07-U 612	7,500	2	16
6"	1"	1"	6AM	07-U 613	7,500	2	16



- ▷ For use on portable or stationary machines
- ▷ Can be used on the edge or on either side of the wheel
- ▷ Safe for use on all metals

BLENDEX U MOUNTED POINTS



Dia.	Width	Grade	Color	Order No.	Max. RPM	Std. Ctn.
3/8"	1 1/4"	2SF	Orange	07-U 101	37,210	5
3/8"	1 1/4"	6SF	Red	07-U 102	37,210	5
3/8"	1 1/4"	6AM	Black	07-U 103	37,210	5

Also see BLENDEX U Twist discs on page 123.



- ▷ These points are made with high quality BLENDEX U material and offer a fast way to blend, clean and polish in difficult to reach areas. 1/4" shaft

POLISHING FLAP DISCS

High performance flap disc optimized for polishing and mirror finish applications

Get a professional shine efficiently and with the versatility of a flap disc. Strong removal rates and improved finishing capabilities ensure a consistent surface finish every time.



INSTANT POLISH FLAP DISC

Dia.	Order No.	Max. RPM	Optimal RPM	Std. Pkg.	Std. Ctn.
4 1/2"	07-T 452	7,300	2,000	5	20
5"	07-T 502	7,300	2,000	5	20



- ▷ To achieve a mirror finish in a single step
- ▷ For use on angle grinders with a suitable speed range

ULTIMATE SHINE FLAP DISC

Dia.	Order No.	Max. RPM	Optimal RPM	Std. Pkg.	Std. Ctn.
4 1/2"	07-T 453	7,300	2,000	5	20
5"	07-T 503	7,300	2,000	5	20



- ▷ As a second step to achieve the best mirror finish
- ▷ For use on angle grinders with a suitable speed range

FELT CUP DISC

Hard density felt disc for polishing applications



Dia.	Width	Arbor	Order No.	Max. RPM	Optimal RPM	Std. Pkg.	Std. Ctn.
5"	1/2"	5/8"-11	07-T 505	10,500	2,000-4,000	5	20



- ▷ To be used with polishing pastes
- ▷ For use on angle grinders with a suitable speed range

POLISHING PASTES

For use with felt, high polish and instant polish discs

NSF category A7, registration #152698 (Instant Polish)

NSF category A7, registration #154489 (Ultimate Shine)



Name	Order No.	Weight	Grit	Std. Pkg.	Std. Ctn.
White paste	07-T 901	600 g	1200-1500	1	10
Blue paste	07-T 905	650 g	2000	1	10
Instant polish paste	07-T 907	1200 g	1000-1500	1	5
Ultimate Shine™ paste	07-T 909	1300 g	2000-2500	1	5

- ▷ Reclosable polishing paste tube with convenient push-through system to protect paste from contaminants
- ▷ Suitable for use in food processing industries



- ▷ Achieve a mirror finish with only one paste
- ▷ Packed in a resealable bag that preserves the paste from contaminants and drying



FX™ CLEANING ABRASIVES

Quick, easy surface cleaning on all metals

FX abrasives quickly remove paint, rust, scale, coatings, burn marks and gaskets without loading or clogging. Made from a high density, non-woven material, they are incredibly durable and can replace wire brushes in a wide variety of applications.



FX CUP DISCS



Dia.	Width	Arbor	Order No.	Max. RPM	Optimal RPM	Std. Pkg.	Std. Ctn.
4 1/2"	3/4"	5/8"-11	07-X 450	10,500	6,000	5	20
5"	3/4"	5/8"-11	07-X 505	10,500	6,000	5	20

- ▷ Outstanding life and performance
- ▷ For use on angle grinders with a suitable speed range
- ▷ No backing pad required

FX STAINLESS CUP DISCS



Dia.	Width	Arbor	Order No.	Max. RPM	Optimal RPM	Std. Pkg.	Std. Ctn.
4.5"	1/2"	5/8"-11	07-X 452	10,000	4,000	5	20
5"	1/2"	5/8"-11	07-X 502	8,000	4,000	5	20



MOUNTED WHEELS



Dia.	Width	Arbor	Order No.	Max. RPM	Optimal RPM	Std. Pkg.	Std. Ctn.
2"	1"	1/4"	07-X 120	11,000	6,000	1	10

- ▷ Excellent for working in confined areas

CLEANING WHEELS



Dia.	Width	Arbor	Order No.	Max. RPM	Optimal RPM	Std. Pkg.	Std. Ctn.
4"	1/2"	1/2"	07-X 640	6,000	3,500 to 4,000	10	40
6"	1/2"	1/2"	07-X 660	4,000	2,400 to 2,700	10	40



- ▷ Use on edge — narrow contact area for maximum pressure
- ▷ Excellent for cleaning welds and stripping paint



Video available at The WALTER Network
www.youtube.com/user/TheWalterNetwork

Accessories

Mounting accessories for 4" FX wheels

- Mandrels for use on straight grinders and drills
- 1/4" shaft **Order No. 07-X 004**
- 8 mm shaft **Order No. 07-X 003**



Mounting accessories for 6" FX wheels

- Mandrels for use on straight grinders and drills
- 1/4" shaft (1/2" arbor) **Order No. 07-X 006**
- 1/4" shaft (7/8" arbor) **Order No. 07-X 008**
- 8 mm shaft (1/2" arbor) **Order No. 07-X 005**



Extension mandrels for use on angle grinders

- M14 thread **Order No. 07-C 005**
- 5/8"-11 thread **Order No. 07-C 006**





FX™ STAINLESS

For cleaning welds on stainless steel

These specially formulated non-woven abrasives help to remove heat tint and discoloration from stainless steel surfaces while simultaneously leaving a #4 finish. They can replace wire brushes in many applications without any risk of contaminating stainless steel or aluminum surfaces.

Dia.	Width	Arbor	Order No.	Max. RPM	Optimal RPM	Std. Pkg.	Std. Ctn.
6"	½"	⅞"	07-X 661	4,000	2,400 to 2,700	5	20
6"	¼"	⅞"	07-X 662	4,000	2,400 to 2,700	5	20
6"	1"	⅞"	07-X 663	4,000	2,400 to 2,700	5	20
6"	½"	½"	07-X 664	4,000	2,400 to 2,700	5	20
8"	1"	⅞"	07-X 683	4,000	2,400 to 2,700	5	20

Features

- ▷ Premium abrasive grain blend guaranteed not to contaminate stainless steel
- ▷ Easily conforms to uneven surfaces like weld beads
- ▷ FX design ensures consistent performance throughout the life of the wheel

Benefits

- ▷ Remove discoloration and finish weld surfaces in just one step
- ▷ Large diameter allows you to easily reach tight corners
- ▷ Safer to use than wire brushes (no risk of wires coming detached from the hub)



BLENDEX U TURBO

For blending in fillet welds and deburring applications

Blendex U Turbo was engineered to provide the versatility and performance of Blendex U with a more aggressive grade of abrasive grains designed to remove more material. The end result is a wheel that is perfect for deburring and blending in fillet welds while leaving a uniform, consistent surface finish. Stop wasting flap discs and use the right tool for the job when confronted with weld beads in tight corners or other intricate areas.

Features

- ▷ High grade unitized abrasive grain blend for premium performance
- ▷ Can be shaped to fit your specific application
- ▷ Provides a consistent, uniform surface finish throughout the life of the wheel

Dia.	Width	Arbor	Grade	Order No.	Max. RPM	Optimal RPM	Std. Pkg.	Std. Ctn.
6"	⅝"	⅞"	7ZC	07-U 615	8,000	5,500	6	60
6"	¼"	⅞"	7ZC	07-U 625	8,000	5,500	4	200

Benefits

- ▷ Unitized design allows you to use the wheel at multiple angles for a variety of applications
- ▷ Extremely durable and long lasting
- ▷ The perfect system for blending in fillet welds when used with Ulti-Mate

Tech tip!

Use with the ULTI-MATE system to blend and finish fillet welds with ease



QUICK-STEP™ STARTER KIT

Includes:

- 1 QUICK-STEP backing pad (07-Q 049)
- 1 QUICK-STEP flex grit 120 (07-Q 512)
- 1 QUICK-STEP interface pad (07-Q 045)
- 2 QUICK-STEP XX grit 120 (15-V 412)
- 2 QUICK-STEP XX grit 240 (15-V 424)
- 2 QUICK-STEP Blendex coarse (07-R 452)
- 2 QUICK-STEP Blendex medium (07-R 453)
- 2 QUICK-STEP Blendex fine (07-R 454)
- 1 QUICK-STEP felt (07-T 450)
- 1 QUICK-STEP high polish (07-T 454)

Features

- ▷ A complete range of abrasives for everything from weld blending to applying a #8 mirror finish

Dia.	Arbor	Order No.	Std. Pkg.	Std. Ctn.
4 ½"	⅝"-11	07-Q 953	1	5

ULTI-MATE™ SYSTEM

Ulti-Mate system for finishing in tight corners

This versatile tool allows you to do everything from removing a weld to applying a #8 mirror finish when working in tight corners. The ideal tool for blending and finishing fillet welds, the Ulti-Mate™ allows you to take WALTER abrasives to places that were previously inaccessible, allowing you to significantly reduce your cycle time and finish jobs faster.

See page 154 for more details



**QUICK-STEP FELT DISC
TO USE WITH ULTI-MATE
SYSTEM 6" No. 07-T 602**

N° de comm.: 30-A 287

Includes:

- Ulti-Mate powertool (30-A 287)
- 1 Enduro-Flex 2-in-1 Turbo (15-I 451)
- 1 Enduro-Flex 2-in-1 (15-I 453)
- 1 Blendex U Turbo, ¼" width (07-U 625)
- 1 Blendex U Turbo, 5/32" width (07-U 615)
- 1 Blendex U 2SF, ¼" width (07-U 621)
- 1 FX Stainless Wheel, ¼" width (07-X 662)

Benefits

- ▷ Allows you to quickly switch between abrasives to take time and cost out of finishing jobs
- ▷ Durable industrial tool that is built to last, saving you from having to replace your power tools every few months
- ▷ Designed to exceed all safety standards, creating a safer work environment

Features

- ▷ **Dialspeed™** variable speed control allows you to quickly go from 1,600-3,200 RPM to tackle any application from heavy stock removal to polishing
- ▷ Powerful 1,450 W industrial motor with **Dynamax™** RPM monitoring to maintain constant RPM under load
- ▷ **Soft Start™** technology

Finish (roughness average) obtained when using each product if used on a 2B stainless steel surface.



DISCS	Product	Application	Product category	Type of finish	Pre-finishing	Coarse finish	Sanitary	Pharma	Light polish	Mirror finish
				Ra	(>60 µin)	(60-50 µin)	(40-25 µin)	(16-12 µin)	(8-4 µin)	(4-1 µin)
				Grit size						
	Enduro-Flex 2-in-1 Turbo	Blending	15-I	36/60 + coarse						
	Enduro-Flex 2-in-1	Blending	15-I	80 + medium						
	BLENDEx U cup	Surface conditioning	07-U	3SF						
	FX cup	Surface cleaning	07-K	60						

WHEELS	BLENDEx U Turbo	Blending	07-U	7ZC							
	BLENDEx U	Surface conditioning	07-H	6AM							
				6SF							
				2SF							
	FX	Surface cleaning	07-X	FX							
FX Stainless											
Felt	Mirror finishing	07-T + paste	Instant Polish 1000-1500								
			Ultimate Shine 2000-2500								

TWIST™ SURFACE FINISHING SYSTEM

The **TWIST™ quick-change system** makes changing discs on small air grinders quick and easy, reducing cycle time. Achieve the desired finish quickly and maximize your productivity with this versatile line of high quality abrasives.



Simply twist any abrasive to the backing pad and start working

Quickly change out abrasives to achieve the desired finish in fewer steps and with less time wasted making trips to the tool crib

QUICK DISC CHANGE BETWEEN FINISHING STEPS

TWIST™ QUICK-CHANGE SURFACE FINISHING SYSTEM

Use these backing pads with TWIST abrasives to reduce the time spent changing from one abrasive to the next. Use orange backing pads for contour work and finishing or black backing pads for blending and light weld removal.



TWIST™ BACKING PADS

Dia.	Flexibility	Order No.	Max. RPM	Std. Pkg.	Std. Ctn.
1 ½"	Medium	04-X 152	30,000	1	400
2"	Medium	04-X 202	30,000	1	400
2"	Hard	04-X 203	30,000	1	400
3"	Medium	04-X 302	28,000	1	400
3"	Hard	04-X 303	28,000	1	400

Color code: Medium = orange, Hard = black

- ▷ Molded polyurethane construction
- ▷ Removable mandrel
- ▷ Surface design ensures uniform disc support
- ▷ Allows for quick disc change-outs

TWIST™ FLAP DISCS



Dia.	Grit	Order No.	Max. RPM	Optimal RPM	Std. Pkg.	Std. Ctn.
2 ½"	40	04-A 254	23,000	12,000	10	400
2 ½"	60	04-A 256	23,000	12,000	10	400
2 ½"	80	04-A 258	23,000	12,000	10	400
2 ½"	120	04-A 262	23,000	12,000	10	400

Use with 2" backing pads



- ▷ Long lasting with a consistent surface finish from start to end
- ▷ Very high removal rate
- ▷ Excellent for weld blending and finishing work

TWIST™ CF (Clean & Finish)

Clean & Finish for ultra-fine surface and contour grinding, and cleaning of metal or painted surfaces. The TWIST CF range has the flexibility and comfortability to produce a consistent finish on any workpiece.


Dia.	Density	Order No.	Max. RPM	Std. Pkg.	Std. Ctn.
2"	Medium	04-F 203	30,000	25	500
3"	Medium	04-F 303	28,000	25	500



TWIST COOLCUT XX SANDING DISCS



Dia.	Grit	Order No.	Max. RPM	Optimal RPM	Std. Pkg.	Std. Ctn.
1 1/2"	36	04-C 153	30,000	15,000	100	500
1 1/2"	50	04-C 155	30,000	15,000	100	500
1 1/2"	60	04-C 156	30,000	15,000	100	500
1 1/2"	80	04-C 158	30,000	15,000	100	500
1 1/2"	120	04-C 162	30,000	15,000	100	500
2"	36	04-C 203	30,000	15,000	50	500
2"	50	04-C 205	30,000	15,000	50	500
2"	60	04-C 206	30,000	15,000	50	500
2"	80	04-C 208	30,000	15,000	50	500
2"	120	04-C 212	30,000	15,000	50	500
3"	36	04-C 303	28,000	14,000	50	500
3"	50	04-C 305	28,000	14,000	50	500
3"	60	04-C 306	28,000	14,000	50	500
3"	80	04-C 308	28,000	14,000	50	500
3"	120	04-C 312	28,000	14,000	50	500




- ▷ Extremely aggressive removal rate for reduced cycle time
- ▷ The longest life in the industry to reduce your inventory needs
- ▷ Features WALTER's exclusive Cyclone Technology™ high performance ceramic abrasive grain blend
- ▷ Grit is printed on the back for added convenience

TWIST TOPCUT SANDING DISCS




Dia.	Grit	Color	Order No.	Max. RPM	Optimal RPM	Std. Pkg.	Std. Ctn.
2"	36	Black	04-D 203	30,000	15,000	50	2000
2"	50	Yellow	04-D 205	30,000	15,000	50	2000
2"	60	Blue	04-D 206	30,000	15,000	50	2000
2"	80	Orange	04-D 208	30,000	15,000	50	2000
2"	100	Green	04-D 210	30,000	15,000	50	2000
2"	120	Beige	04-D 212	30,000	15,000	50	2000
3"	36	Black	04-D 303	28,000	14,000	50	1000
3"	50	Yellow	04-D 305	28,000	14,000	50	1000
3"	60	Blue	04-D 306	28,000	14,000	50	1000
3"	80	Orange	04-D 308	28,000	14,000	50	1000
3"	100	Green	04-D 310	28,000	14,000	50	1000
3"	120	Beige	04-D 312	28,000	14,000	50	1000



- ▷ High metal removal rate
- ▷ Long life due to special Zirconia alumina grain formulation
- ▷ Unique construction for optimal heat dissipation and wear resistance
- ▷ Color coded backing to easily distinguish between different grit sizes

COLOR CODED FOR EASY IDENTIFICATION




TWIST BLENDEX CONDITIONING DISCS



Dia.	Grit	Color	Order No.	Max. RPM	Optimal RPM	Std. Pkg.	Std. Ctn.
2"	Extra-Coarse	Brown	04-G 201	30,000	15,000	25	1000
2"	Coarse	Tan	04-G 202	30,000	15,000	25	1000
2"	Medium	Maroon	04-G 203	30,000	15,000	25	1000
2"	Fine	Blue	04-G 204	30,000	15,000	25	1000
2"	Super fine	Grey	04-G 205	30,000	15,000	25	1000
3"	Extra-Coarse	Brown	04-G 301	28,000	14,000	25	1000
3"	Coarse	Tan	04-G 302	28,000	14,000	25	500
3"	Medium	Maroon	04-G 303	28,000	14,000	25	500
3"	Fine	Blue	04-G 304	28,000	14,000	25	500
3"	Super fine	Grey	04-G 305	28,000	14,000	25	500



- COARSE:** For most heavy-duty applications
- MEDIUM:** For cleaning and removing surface imperfections
- FINE:** For producing a fine scratch pattern
- SUPER FINE:** Use as a last step before mirror finishing or to produce decorative finishes



▷ Designed for deburring, cleaning, blending, finishing light welds and polishing hard to reach areas

▷ Designed for polishing

▷ 100% pure premium wool product

▷ Use with WALTER polishing pastes

▷ Reclosable polishing paste tube with convenient push-through system to protect paste from contaminants

▷ Suitable for use in food processing industries



TWIST BLENDEX U DISCS



Dia.	Grade	Order No.	Max. RPM	Std. Pkg.	Std. Ctn.
3"	2SF	04-U 321	15,100	10	100
3"	6SF	04-U 322	15,100	10	100
3"	6AM	04-U 323	15,100	10	100

TWIST FELT DISCS



Dia.	Order No.	Max. RPM	Optimal RPM	Std. Pkg.	Std. Ctn.
2"	04-T 204	30,000	12,000	25	1000
3"	04-T 304	28,000	10,000	25	500

POLISHING PASTES

For use with felt, high polish and instant polish discs

NSF category A7, registration #152698 (Instant Polish)

NSF category A7, registration #154489 (Ultimate Shine)



Name	Order No.	Weight	Grit	Std. Pkg.	Std. Ctn.
White paste	07-T 901	600 g	1200-1500	1	10
Blue paste	07-T 905	650 g	2000	1	10
Instant Polish paste	07-T 907	1200 g	1000-1500	1	5
Ultimate Shine™ paste	07-T 909	1300 g	2000-2500	1	5



▷ Extra strong non-woven construction for removing oxide, scale and gaskets

▷ Cleans without damaging the surface

▷ Leaves no residue on the surface

FX SURFACE CLEANING DISCS



Dia.	Order No.	Max. RPM	Optimal RPM	Std. Pkg.	Std. Ctn.
2"	04-L 200	30,000	12,000	10	400
3"	04-L 300	28,000	10,000	10	200

TWIST STARTER KITS

2" assortment includes:

- 1 medium backing pad (04-X 202)
- 2 flap discs (1 of each grit, 40: 04-A 254 and 80: 04-A 258)
- 15 TOPCUT discs (3 of each grit 36: 04-D 203, 50: 04-D 205, 60: 04-D 206, 80: 04-D 208 and 120: 04-D 212);
- 12 BLENDEX discs (3 of each grit, coarse: 04-G 202, medium: 04-G 203, fine: 04-G 204 and super fine: 04-G 205) and 1 FX disc (04-L 200).

Order No. 04-Z 992

3" assortment includes:

- 1 medium backing pad (04-X 302)
- 10 TOPCUT discs (2 of each grit 36: 04-D 303, 50: 04-D 305, 60: 04-D 306, 80, 04-D 308 and 120, 04-D 312);
- 4 BLENDEX discs (1 of each grit, coarse: 04-G 302, medium: 04-G 303, fine: 04-G 304 and super fine: 04-G 305) and 1 FX disc (04-L 300).

Order No. 04-Z 993



ALLSTEEL™

ALLSTEEL™ SPINLOCK™ SYSTEM

The SpinLock™ system makes changing discs quick and easy on air grinders.

The SpinLock™ Quick-Change Flap Disc is a tough abrasive that will make short work of weld blending and finishing work. Its high-performance zirconia-alumina grain blend is designed to last and offer a consistent surface finish on every job.



Simply spin any abrasive to the backing pad and start working



SPINLOCK™ QUICK-CHANGE

SPINLOCK™ BACKING PADS

Order No.	Dia.	Optimal RPM	Std Pkg.	Std Ctn
09-X 203	2"	30,000	1	10
09-X 303	3"	28,000	1	10



▷ Removable mandrel for quick disc change-outs

SPINLOCK™ FLAP DISCS



Order No.	Dia.	Grit	Max RPM	Optimal RPM	Std Pkg.	Std Ctn
09-A 204	2"	40	30,000	15,000	10	800
09-A 206	2"	60	30,000	15,000	10	800
09-A 208	2"	80	30,000	15,000	10	800
09-A 212	2"	120	30,000	15,000	10	800
09-A 304	3"	40	20,000	10,000	10	510
09-A 306	3"	60	20,000	10,000	10	510
09-A 308	3"	80	20,000	10,000	10	510
09-A 312	3"	120	20,000	10,000	10	510



▷ Very high removal rate
▷ Long lasting
▷ High-performance zirconia-alumina grain

SPINLOCK™ ALUMINUM OXIDE RESIN FIBER DISCS



Order No.	Dia.	Grit	Max RPM	Optimal RPM	Std Pkg.	Std Ctn
09-D 102	2"	24	30,000	15,000	25	2000
09-D 103	2"	36	30,000	15,000	25	2000
09-D 105	2"	50	30,000	15,000	25	2000
09-D 106	2"	60	30,000	15,000	25	2000
09-D 108	2"	80	30,000	15,000	25	2000
09-D 112	2"	120	30,000	15,000	25	2000
09-D 202	3"	24	28,000	14,000	25	1000
09-D 203	3"	36	28,000	14,000	25	1000
09-D 205	3"	50	28,000	14,000	25	1000
09-D 206	3"	60	28,000	14,000	25	1000
09-D 208	3"	80	28,000	14,000	25	1000
09-D 212	3"	120	28,000	14,000	25	1000



▷ Ideal for weld blending and finishing work
▷ High removal rate
▷ Consistent surface finish
▷ High-performance aluminum oxide grain

SPINLOCK™ ZIRCONIA ALUMINA RESIN FIBRE DISCS



Order No.	Dia.	Grit	Max RPM	Optimal RPM	Std Pkg.	Std Ctn
09-D 403	2"	36	30,000	15,000	25	2000
09-D 406	2"	60	30,000	15,000	25	2000
09-D 408	2"	80	30,000	15,000	25	2000
09-D 503	3"	36	28,000	14,000	25	1000
09-D 506	3"	60	28,000	14,000	25	1000
09-D 508	3"	80	28,000	14,000	25	1000




- ▷ Ideal for weld blending and finishing work
- ▷ Very high removal rate
- ▷ Consistent surface finish and long life
- ▷ High-performance zirconia alumina grain

SPINLOCK™ SURFACE CONDITIONING DISCS



Order No.	Dia.	Grit	Max RPM	Optimal RPM	Std Pkg.	Std Ctn
09-G 102	2"	Coarse	30,000	15,000	25	2000
09-G 103	2"	Medium	30,000	15,000	25	2000
09-G 104	2"	Fine	30,000	15,000	25	2000
09-G 202	3"	Coarse	28,000	14,000	25	1000
09-G 203	3"	Medium	28,000	14,000	25	1000
09-G 204	3"	Fine	28,000	14,000	25	1000



- ▷ Ideal for light or heavy finishing
- ▷ Consistent finishes every time in hard to reach areas
- ▷ Long life disc

SPINLOCK™ STARTER KITS

2" assortment includes:

- SpinLock™ backing pad
- SpinLock™ surface conditioning disc in coarse and medium grain
- SpinLock™ zirconia alumina resin fibre discs in 36, 60 and 80 grit.

Order No. 09-Z 992

3" assortment includes:

- SpinLock™ backing pad
- SpinLock™ surface conditioning disc in coarse and medium grain
- SpinLock™ zirconia alumina resin fibre discs in 36, 60 and 80 grit.

Order No. 09-Z 993



SAFETY SEMINAR

Safety Starts With You!

WALTER Surface Technologies trains thousands of workers every year on safe practices in metalworking.

For over 70 years, WALTER has been offering innovative solutions for the metalworking industry. The Safety Seminar is part of our commitment to help you increase your productivity through safe practices.

Our trained instructors use an interactive format combining safety basics, correct use of PPE, proper identification and use of abrasives, consumables & power tools.



The WALTER Safety Seminar is:

- INTERACTIVE & ENGAGING
- OFFERED ON-SITE OR ON A JOBSITE
- INDUSTRY RELEVANT
- CUSTOMIZED TO YOUR NEEDS



Contact your local WALTER representative to book your on-site sessions.

walter.com/support/safety-first

SAFETY SEMINAR TOPICS COVERED:

- Importance of safety
- Key Safety Points
- Personal Protective Equipment
- Abrasive Basics
- Proper Mounting
- Safe Practices
- Industry Ratings

... and more

 **WALTER**
Achieve Greatness™



05

BRUSHING

HIGH PERFORMANCE POWER BRUSHES



Power brushes have long been used for edge and surface conditioning on a wide variety of materials. Unlike grinding wheels and other abrasives that remove base material along with surface contaminants, power brushes work on the metal surface without removing the base material. The tips of the wire hammer the metal surface like thousands of tiny ball peens to finish and work the surface.

To withstand that kind of abuse, every WALTER power brush is made from only the finest industrial grade materials. Combined with the latest manufacturing technology and strictest quality control, every power brush is designed to guarantee the highest productivity, longest brush life and maximum operator safety.

Perfect Balance

Every knot is perfectly balanced through an accurate wire count and an even trim length before being permanently anchored in an individual hole. This ensures perfect concentricity and vibration-free brushing for maximum operator comfort.

Internal steel plate holds wires securely in place even under extreme pressure for maximum strength and safety.





Longest Life

Premium high tensile wire is oil-hardened and tempered for the longest life. Wire quality is mill certified for every batch, ensuring consistent performance brush after brush.






Color coded hubs for easy identification

Hub color Wire type

<p>Orange</p> 	<p>Made with premium carbon steel wire that is oil hardened and tempered for longest life and maximum brushing action.</p>
<p>Blue</p> 	<p>Made with 304 stainless steel wire to help prevent contamination and surface rusting of brushed stainless steel parts. Also may be used on aluminum and other non-ferrous metals.</p>



Choose the right wire brush for your application

POWER TOOL USED	TYPE OF BRUSH	BRUSH DIA.	COMPATIBLE GRINDER DIAMETER	WIRE CONSTRUCTION	APPLICATION	METAL
 Flat cleaning	Wire cup brushes	3"	4", 4½", 5", 6"	Crimped	For quick, efficient cleaning, brushing and finishing of large flat surfaces.	● ●
		4"	7", 9"	Knot-Twisted	For heavy-duty applications such as deburring, weld cleaning or removing significant oxidation from surfaces.	● ●
		5" 6"	7", 9" 9"	Knot-Twisted with ring	Heavy-duty cleaning with thicker wire and a supporting ring for added safety and a longer working life.	● ●
 Angle cleaning	Saucer-Cup brushes	4"	4", 4½", 5"	Knot-Twisted	For weld cleaning and deburring in hard to reach areas such as inside corners, fillet welds and contours.	● ●
		5" 6", 7"	5", 6" 7", 9"	Crimped	For cleaning wider root passes and rough surfaces. Can clean on both sides of a weld at the same time.	●
 Vertical cleaning	Wire wheel brushes	4"	4", 4½", 5"	Crimped	For cleaning welds or over uneven surfaces, such as pipe and tubing.	● ●
		4½" 5"	4½", 5" 5", 6"	Stringer Bead	For cleaning in narrow spaces such as in between passes on pipes or narrow groves, etc.	● ●
		6", 6⅝"	7", 9"	Knot-Twisted	For cleaning wider root passes as well as removing scale, spatter and corrosion.	● ●
 Vertical cleaning	Wire wheel brushes	4" to 10"	All bench and pedestal grinders with suitable speed range	Crimped	For light deburring and similar cleaning jobs, to remove paint, rust, etc.	● ●
				Knot-Twisted	For heavy-duty applications such as removal of rust, corrosion and gaskets.	● ●
 Vertical cleaning	Mounted brushes	½" to 4"	All drill or die grinders with a suitable speed range	Crimped	For cleaning hard to reach areas such as pipe interiors and confined spaces.	● ●
				Knot-Twisted	For heavy-duty applications such as removal of rust, corrosion and gaskets.	● ●

WIRE CUP BRUSHES

For angle grinders

Designed for high performance brushing of large flat surfaces. Our wire cup brushes are designed to outlast all competitive brushes. Whether you are removing paint, spatter, rust or cleaning weld edges, we have a brush that can help you work faster and more safely.

CRIMPED



Dia.	Arbor	Order No.	Wire	Max. RPM	Std. Pkg.	Std. Ctn.
3"	M10 x 1.25	13-D 300	.0118"	12,000	1	10
3"	M14 X 2.0	13-D 302	.0118"	12,000	1	10
3"	5/8"-11	13-D 304	.0118"	12,000	1	10
5"	5/8"-11	13-E 504	.020"	8,600	1	10

CRIMPED WITH RING



3"	5/8"-11	13-D 324	.0118"	12,000	1	10
4"	5/8"-11	13-D 424	.0118"	8,600	1	10
5"	5/8"-11	13-D 524	.0118"	8,600	1	10

CRIMPED



3"	M14 X 2.0	13-D 312	.0118"	12,000	1	10
3"	5/8"-11	13-D 314	.0118"	12,000	1	10
5"	5/8"-11	13-E 514	.020"	8,600	1	10

KNOT-TWISTED



Dia.	Arbor	Order No.	Wire	Max. RPM	Std. Pkg.	Std. Ctn.
3"	M10 x 1.25	13-F 300	.015"	12,000	1	10
3"	M10 x 1.5	13-F 301	.015"	12,000	1	10
3"	M14 X 2.0	13-F 302	.015"	12,000	1	10
3"	1/2"-13	13-F 303	.015"	12,000	1	10
3"	5/8"-11	13-F 304	.015"	12,000	1	10
3"	5/8"-11	13-F 354	.020"	12,000	1	10

KNOT-TWISTED



3"	M10 x 1.5	13-F 310	.015"	12,000	1	10
3"	M14 X 2.0	13-F 312	.015"	12,000	1	10
3"	5/8"-11	13-F 314	.015"	12,000	1	10



▷ *Crimped for light surface cleaning, rust and paint removal, etc.*



▷ *Safety supporting ring controls flaring to extend brush life. Once wires are worn down to the ring, the ring can be removed to expose more wire for extra brush life*



Video available at The WALTER Network
www.youtube.com/user/TheWalterNetwork



▷ *Knot-twisted for heavy-duty brushing such as deburring, weld edge cleaning, removal of scale, spatter, heavy rust and corrosion, etc.*



- ▷ *Knot-twisted with safety supporting ring for heavy-duty brushing*
- ▷ *Safety supporting ring controls flaring to extend brush life. Once worn down to the ring, it can be removed to expose more wire for extra brush life*



Double-row

- ▷ *Work two times faster on large surfaces*
- ▷ *Requires less torque from the power tool for the same efficiency*
- ▷ *Unbeatable life and added working hours per brush*



WIRE CUP BRUSHES

KNOT-TWISTED WITH RING



Dia.	Arbor	Order No.	Wire size	Thick.	Max. RPM	Std. Pkg.	Std. Ctn.
3"	M14 x 2.0	13-G 302	.020"	½"	12,000	1	10
3"	½"-13	13-G 303	.020"	½"	12,000	1	10
3"	⅝"-11	13-G 304	.020"	½"	12,000	1	10
4"	⅝"-11	13-G 404	.020"	½"	8,600	1	10
5"	⅝"-11	13-G 504	.020"	½"	8,600	1	10
5"	⅝"-11	13-G 554	.035"	½"	8,600	1	10
6"	⅝"-11	13-G 604	.020"	½"	6,800	1	10

KNOT-TWISTED WITH RING



Dia.	Arbor	Order No.	Wire size	Thick.	Max. RPM	Std. Pkg.	Std. Ctn.
3"	M14 x 2.0	13-G 312	.020"	½"	12,000	1	10
3"	⅝"-11	13-G 314	.020"	½"	12,000	1	10
5"	⅝"-11	13-G 514	.020"	½"	8,600	1	10

DOUBLE-ROW KNOT-TWISTED CUP BRUSHES WITH RING



Dia.	Arbor	Order No.	Wire size	Thick.	Max. RPM	Std. Pkg.	Std. Ctn.
5"	⅝"-11	13-G 574	.020"	1"	8,600	1	10

DOUBLE-ROW KNOT-TWISTED CUP BRUSHES WITH RING



Dia.	Arbor	Order No.	Wire size	Thick.	Max. RPM	Std. Pkg.	Std. Ctn.
5"	⅝"-11	13-G 584	.020"	1"	8,600	1	10

WIRE WHEEL BRUSHES

For precision cleaning with angle grinders

These brushes are made from top quality wire that is perfectly knotted and balanced for minimal vibration and maximum operator safety. Quicker surface cleaning, the longest product life in the industry and an emphasis on operator safety make our wire wheel brushes the preferred choice for professionals throughout North America.

CRIMPED WIRE WHEEL



Dia.	Width	Arbor	Order No.	Wire size	Max. RPM	Std. Pkg.	Std. Ctn.
4 1/2"	5/8"	5/8"-11	13-J 454	0.0118"	12,500	1	10
5"	5/8"	5/8"-11	13-J 504	0.0118"	10,000	1	10
6"	5/8"	5/8"-11	13-J 604	0.0118"	9,000	1	10

CRIMPED WIRE WHEEL



Dia.	Width	Arbor	Order No.	Wire size	Max. RPM	Std. Pkg.	Std. Ctn.
4 1/2"	5/8"	5/8"-11	13-J 464	0.0118"	12,500	1	10
5"	5/8"	5/8"-11	13-J 514	0.0118"	10,000	1	10
6"	5/8"	5/8"-11	13-J 614	0.0118"	9,000	1	10

STRINGER BEAD



Dia.	Width	Arbor	Order No.	Wire size	Max. RPM	Std. Pkg.	Std. Ctn.
4"	3/16"	5/8"-11	13-K 404	.020"	20,000	1	10
4 1/2"	3/16"	5/8"-11	13-K 454	.020"	15,000	1	10
5"	1/4"	5/8"-11	13-K 504	.020"	15,000	1	10
6"	1/4"	5/8"-11	13-K 604	.020"	10,000	1	10
6 7/8"	1/4"	5/8"-11	13-K 654	.020"	9,000	1	10

STRINGER BEAD



Dia.	Width	Arbor	Order No.	Wire size	Max. RPM	Std. Pkg.	Std. Ctn.
4"	3/16"	5/8"-11	13-K 414	.020"	20,000	1	10
4 1/2"	3/16"	5/8"-11	13-K 464	.020"	15,000	1	10
5"	1/4"	5/8"-11	13-K 514	.020"	15,000	1	10
6"	1/4"	5/8"-11	13-K 614	.020"	10,000	1	10

KNOT-TWISTED



Dia.	Width	Arbor	Order No.	Wire size	Max. RPM	Std. Pkg.	Std. Ctn.
4"	3/8"	5/8"-11	13-L 404	.020"	20,000	1	10
4 1/2"	3/8"	5/8"-11	13-L 454	.020"	15,000	1	10
5"	3/8"	5/8"-11	13-L 504	.020"	15,000	1	10
6"	3/8"	5/8"-11	13-L 604	.020"	10,000	1	10

KNOT-TWISTED



Dia.	Width	Arbor	Order No.	Wire size	Max. RPM	Std. Pkg.	Std. Ctn.
4"	3/8"	5/8"-11	13-L 414	.020"	20,000	1	10
4 1/2"	3/8"	5/8"-11	13-L 464	.020"	15,000	1	10
5"	3/8"	5/8"-11	13-L 514	.020"	15,000	1	10
6"	3/8"	5/8"-11	13-L 614	.020"	10,000	1	10



▷ Stringer bead brushes are extra narrow to clean in tight areas such as between weld passes in pipe fitting



▷ Knot-twisted brushes are for surface cleaning after welding, to remove scale, spatter, rust and corrosion

SAUCER-CUP BRUSHES

For cleaning hard-to-reach areas

These brushes have a built-in working angle of 45° to clean surfaces in hard-to-reach areas such as inside corners, edges and contours. Knot-twisted brushes are tightly knotted to remove surface imperfections quickly and ensure a long, productive lifespan. Crimped brushes provide excellent cleaning on uneven surfaces.

- ▷ For surface cleaning such as removing paint, rust and corrosion
- ▷ Tightly knotted for maximum impact and long brush life (knot-twisted only)

CRIMPED



Dia.	Arbor	Order No.	Wire size	Thick.	Max. RPM	Std. Pkg.	Std. Ctn.
4"	5/8"-11	13-H 454	.012"	1/2"	12,500	1	10
5"	5/8"-11	13-H 554	.012"	3/4"	10,000	1	10
6"	5/8"-11	13-H 654	.012"	3/4"	9,000	1	10

KNOT-TWISTED



Dia.	Arbor	Order No.	Wire size	Thick.	Max. RPM	Std. Pkg.	Std. Ctn.
4"	5/8"-11	13-H 404	.015"	1/2"	20,000	1	10
5"	5/8"-11	13-H 504	.020"	1/2"	15,000	1	10
6"	5/8"-11	13-H 604	.020"	1/2"	12,500	1	10
7"	5/8"-11	13-H 704	.020"	1/2"	10,000	1	10

KNOT-TWISTED



Dia.	Arbor	Order No.	Wire size	Max. RPM	Std. Pkg.	Std. Ctn.
4"	5/8"-11	13-H 414	.015"	20,000	1	10
5"	5/8"-11	13-H 514	.020"	15,000	1	10
6"	5/8"-11	13-H 614	.020"	12,500	1	10
7"	5/8"-11	13-H 714	.020"	10,000	1	10

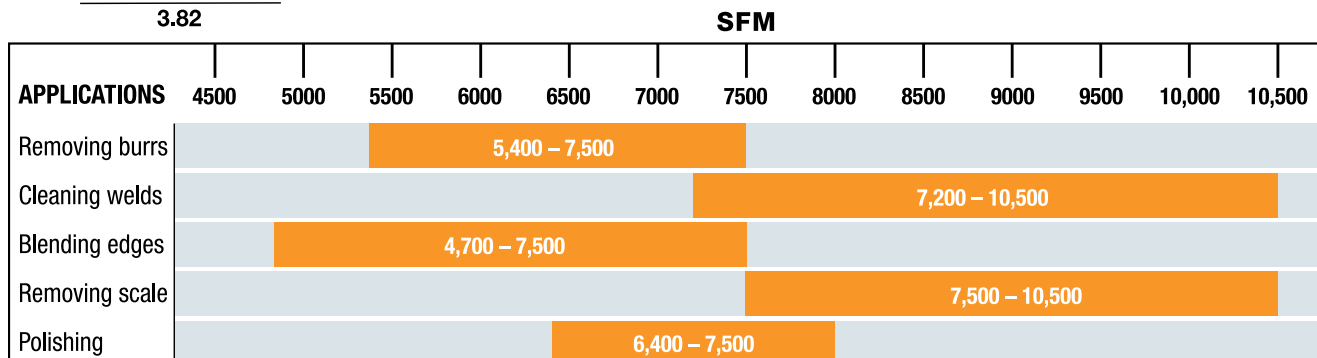
To convert brushes with 5/8"-11 arbor, please see page 205 for special threaded adaptors.



Choose the right speed for your application

TO CONVERT SURFACE FEET PER MINUTE (SFM) TO RPM:

SFM = $\frac{\text{DIAMETER} \times \text{RPM}}{3.82}$





- ▷ *Crimped wire for general surface cleaning, rust, scale and paint removal, etc.*

Spherical



- ▷ *The spherical shape allows you to clean in almost any position around the working area. Perfect for cleaning inside pipes and custom hard to reach areas.*

Straight



Conical



Wheel



Cup



MOUNTED WIRE BRUSHES

Our mounted wire brushes come in a variety of sizes and configurations to fit numerous industrial applications on die grinders, power drills or automated equipment.

For die grinders 1/4" shaft.

MOUNTED CRIMPED



Type	Dia.	Width	Order No.	Wire	Max. RPM	Std. Pkg.	Std. Ctn.
Straight	1/2"		13-C 003	.010"	25,000	1	10
Straight	1/2"		13-C 005	.020"	25,000	1	10
Straight	3/4"		13-C 008	.014"	25,000	1	10
Conical	3/4"		13-C 028	.014"	25,000	1	10
Wheel	1 3/8"	1/4"	13-C 110	.008"	25,000	1	10
Wheel	2"	5/8"	13-C 120	.0118"	25,000	1	10
Wheel	3"	1/4"	13-C 123	.0118"	25,000	1	10
Wheel	3"	3/4"	13-C 125	.0118"	25,000	1	10
Wheel	4"	1/4"	13-C 128	.0118"	15,000	1	10
Cup	1 1/2"		13-C 015	.0118"	13,000	1	10
Cup	2 3/8"		13-C 018	.0118"	13,000	1	10
Spherical	1 1/2"	1 1/2"	13-C 215	.008"	20,000	1	10
Spherical	2"	2"	13-C 225	.010"	20,000	1	10
Spherical	3"	3"	13-C 230	.0118"	15,000	1	10

MOUNTED CRIMPED



Type	Dia.	Width	Order No.	Wire	Max. RPM	Std. Pkg.	Std. Ctn.
Straight	1/2"		13-C 053	.010"	25,000	1	10
Straight	1/2"		13-C 055	.020"	25,000	1	10
Straight	3/4"		13-C 058	.014"	25,000	1	10
Conical	3/4"		13-C 078	.0118"	25,000	1	10
Wheel	1 3/8"	1/4"	13-C 160	.008"	25,000	1	10
Wheel	2"	5/8"	13-C 170	.0118"	25,000	1	10
Wheel	3"	1/4"	13-C 173	.0118"	25,000	1	10
Wheel	3"	3/4"	13-C 175	.0118"	25,000	1	10
Wheel	4"	1/4"	13-C 178	.0118"	15,000	1	10
Cup	1 1/2"		13-C 065	.0118"	13,000	1	10
Cup	2 3/8"		13-C 068	.0118"	13,000	1	10
Spherical	1 1/2"	1 1/2"	13-C 265	.008"	20,000	1	10
Spherical	2"	2"	13-C 275	.010"	20,000	1	10
Spherical	3"	3"	13-C 280	.0118"	15,000	1	10

KNOT-TWISTED



Type	Dia.	Width	Order No.	Wire size	Max. RPM	Std. Pkg.	Std. Ctn.
Straight	1 1/8"		13-C 020	.020"	25,000	1	10
Wheel	2 3/4"	3/8"	13-C 130	.020"	25,000	1	10
Saucer-cup	3"	1/2"	13-C 270	.020"	25,000	1	10
Cup	3"	1/2"	13-C 370	.020"	12,000	1	10

- ▷ Knot-twisted wire for heavy-duty brushing such as deburring, removing heavy rust and corrosion, etc.
- ▷ Conical brushes for cleaning fillet welds
- ▷ Wire wheel brushes are excellent for cleaning the inside diameter of pipes and tubing

KNOT-TWISTED



Type	Dia.	Width	Order No.	Wire size	Max. RPM	Std. Pkg.	Std. Ctn.
Straight	1 1/8"		13-C 070	.020"	25,000	1	10
Wheel	2 3/4"	3/8"	13-C 180	.020"	25,000	1	10

DOUBLE SIDED KNOT-TWISTED



Type	Dia.	Width	Order No.	Wire size	Max. RPM	Std. Pkg.	Std. Ctn.
Wheel	3"	3/8"	13-C 303	.0118"	25,000	1	10
Wheel	4"	3/8"	13-C 404	.0118"	20,000	1	10

Mandrels for double sided brushes, order No. 13-D 008 (for 13-C 303) and 13-D 009 (for 13-C 404).



Mandrel shown on picture sold separately.



COMBINE YOUR WIRE BRUSH WITH THE BEST POWER TOOL!
See page 158.

LINEAR CRIMPED BRUSHES

Our linear wire brushes can be used with the LINE-MATE III™ system for efficient cleaning over wide surface areas.

LINEAR CRIMPED BRUSHES



Dia.	Width	Arbor	Order No.	Wire size	Max. RPM	Std. Pkg.	Std. Ctn.
4 1/2"	2"	5/8"-11	13-M 454	.01"	4,000	1	10

LINEAR CRIMPED BRUSHES



Dia.	Width	Arbor	Order No.	Wire size	Max. RPM	Std. Pkg.	Std. Ctn.
4 1/2"	2"	5/8"-11	13-M 464	.01"	4,000	1	10



WIRE WHEEL BRUSHES

For bench and pedestal grinders

These brushes are made from industrial quality wire perfectly balanced for smooth operation and long life. They are most commonly used to remove paint, rust and corrosion, for light deburring and similar cleaning jobs.

CRIMPED



Dia.	Width	Arbor	Order No.	Wire size	Max. RPM	Std. Pkg.	Std. Ctn.
4"	3/4"	1/2"	13-B 040	.0118"	6,000	1	10
6"	7/8"	1 1/4"	* 13-B 060	.0118"	6,000	1	10
6"	1 1/8"	1 1/4"	* 13-B 061	.0118"	6,000	1	10
6"	3/4"	1 1/4"	* 13-B 065	.0118"	6,000	1	10
7"	7/8"	1 1/4"	* 13-B 070	.0118"	6,000	1	10
7"	3/4"	1 1/4"	* 13-B 075	.0118"	6,000	1	10
8"	1"	1 1/4"	* 13-B 080	.0118"	4,500	1	10
8"	1/2"	5/8"	** 13-B 082	.0118"	4,500	1	10
8"	3/4"	1 1/4"	* 13-B 085	.0118"	4,500	1	10
10"	1"	1 1/4"	* 13-B 100	.0118"	3,600	1	10

* All brushes with 1 1/4" arbor are equipped with a set of reducer bushings to fit the following shaft diameters: 1/2", 5/8", 3/4", 7/8" and 1".

** This brush comes with 1/2" reducer bushings.



- ▷ Crimped wire has optimal density and wire trim for the most effective brushing action and longest life
- ▷ For general surface cleaning and deburring applications

CRIMPED



Dia.	Width	Arbor	Order No.	Wire size	Max. RPM	Std. Pkg.	Std. Ctn.
6"	3/4"	1 1/4"	* 13-B 165	.0118"	6,000	1	10
6"	7/8"	1 1/4"	* 13-B 160	.0118"	6,000	1	10
8"	3/4"	1 1/4"	* 13-B 185	.0118"	4,500	1	10
8"	1"	1 1/4"	* 13-B 180	.0118"	4,500	1	10

* All brushes with 1 1/4" arbor are equipped with a set of reducer bushings to fit the following shaft diameters: 1/2", 5/8", 3/4", 7/8" and 1".

KNOT-TWISTED



Dia.	Width	Arbor	Order No.	Wire size	Max. RPM	Std. Pkg.	Std. Ctn.
6"	3/8"	5/8"	** 13-B 260	.0118"	9,000	1	10
8"	3/8"	5/8"	** 13-B 280	.0118"	8,500	1	10

** These brushes come with 1/2" reducer bushings.



- ▷ These brushes are designed to be flipped and mounted in the opposite direction
- ▷ This self-sharpens the wires, increasing the life while maintaining fast cleaning and deburring rates

Accessory

Replacement set of bushings

Complete set 13-B 015



ALLSTEEL™

ALLSTEEL™ WIRE BRUSHES

ALLSTEEL™ wire brushes are designed to provide exceptional value and deliver consistent and reliable surface cleaning performance on a variety of metals. Through a strict quality controlled manufacturing process, ALLSTEEL™ brushes are perfectly balanced and feature an identical wire count to ensure vibration-free brushing. Available in a variety of shapes and sizes.

- ▷ *High-quality wire*
- ▷ *Perfect balance and even wire count*
- ▷ *Stainless steel wire brushes made with grade 304 stainless wire*
- ▷ *Guaranteed not to contaminate your workpiece*

WIRE CUP BRUSHES

CRIMPED



Order No.	Dia.	Arbor	Wire	Max RPM	Std Pkg.	Wire Type
13-W 301	3	5/8"-11	0.0118"	12,000	1	Steel
13-W 302	3	5/8"-11	0.0118"	12,000	1	Stainless
13-W 303	3	M14	0.0118"	12,000	10	Stainless
13-W 304	3	M14	0.0118"	12,000	10	Stainless
13-W 501	5	5/8"-11	0.014"	8,600	1	Steel
13-W 503	5	M14	0.014"	8,600	10	Steel

KNOT-TWISTED

Order No.	Dia.	Arbor	Wire	Max RPM	Std Pkg.	Wire Type
13-W 311	3	5/8"-11	0.02"	12,000	1	Steel
13-W 312	3	5/8"-11	0.02"	12,000	1	Stainless
13-W 313	3	M14	0.02"	12,000	10	Steel
13-W 314	3	M14	0.02"	12,000	10	Stainless

* Only on 304 stainless wire type



WIRE WHEEL BRUSHES

STRINGER BEAD



Order No.	Dia.	Arbor	Wire	Max RPM	Std Pkg.	Wire Type
13-W 461	4-1/2	5/8"-11	0.02"	15,000	1	Steel
13-W 463	4-1/2	M14	0.02"	15,000	10	Steel
13-W 561	5	5/8"-11	0.02"	15,000	1	Steel
13-W 561B	5	5/8"-11	0.02"	15,000	10	Steel
13-W 563	5	M14	0.02"	15,000	10	Steel
13-W 661	6	5/8"-11	0.02"	10,000	1	Steel
13-W 661B	6	5/8"-11	0.02"	10,000	10	Steel
13-W 663	6	M14	0.02"	10,000	10	Steel
13-W 761	6-7/8	5/8"-11	0.02"	9,000	1	Steel
13-W 763	6-7/8	M14	0.02"	9,000	10	Steel

KNOT-TWISTED

Order No.	Dia.	Arbor	Wire	Max RPM	Std Pkg.	Wire Type
13-W 451	4-1/2	5/8"-11	0.02"	15,000	1	Steel
13-W 453	4-1/2	M14	0.02"	15,000	10	Steel
13-W 551	5	5/8"-11	0.02"	15,000	1	Steel
13-W 553	5	M14	0.02"	15,000	10	Steel
13-W 651	6	5/8"-11	0.02"	10,000	1	Steel
13-W 653	6	M14	0.02"	10,000	10	Steel



Color coded hubs for easy identification

Dark Grey	Carbon Steel
White	Stainless Steel

ALLSTEEL™ WIRE BRUSHES AND MOUNTED WIRE BRUSHES

SAUCER CUP BRUSHES

CRIMPED

Order No.	Dia.	Arbor	Wire	Max RPM	Std Pkg.	Wire Type
13-W 431	4	5/8"-11	0.0118"	12,500	1	Steel
13-W 531	5	5/8"-11	0.0118"	10,000	1	Steel

KNOT-TWISTED

13-W 441	4	5/8"-11	0.02"	20,000	1	Steel
13-W 541	5	5/8"-11	0.02"	15,000	1	Steel

MOUNTED WIRE BRUSHES

KNOT-TWISTED

Order No.	Type	Dia.	Shank	Wire	Max RPM	Std Pkg.	Std Ctn	Wire Type
09-C 020	Straight	1-1/8"	1/4"	0.02"	20,000	1	10	Steel
09-C 130	Wheel	2-3/4"	1/4"	0.02"	20,000	1	10	Steel
09-C 270	Saucer-cup	3"	1/4"	0.02"	20,000	1	10	Steel
09-C 370	Cup	3"	1/4"	0.02"	12,000	1	10	Steel

KNOT-TWISTED



Order No.	Type	Dia.	Shank	Wire	Max RPM	Std Pkg.	Std Ctn	Wire Type
09-C 070	Straight	1-1/8"	1/4"	0.02"	20,000	1	10	Stainless
09-C 180	Wheel	2-3/4"	1/4"	0.02"	20,000	1	10	Stainless

DOUBLE SIDED KNOT-TWISTED

Order No.	Type	Dia.	Shank	Wire	Max RPM	Std Pkg.	Std Ctn	Wire Type
09-C 303	Wheel	3"	3/8"	0.02"	20,000	1	10	Steel
09-C 404	Wheel	4"	3/8"	0.02"	20,000	1	10	Steel

Mandrels for double sided brushes, order no. 13-D 008 (for 13-C 303) and 13-D 009 (for 13-C 404).

Color coded hubs for easy identification

	Dark Grey	Carbon Steel
	White	Stainless Steel



STRAIGHT



SAUCER-CUP



WHEEL

Mandrel shown on picture sold separately.



CUP

ALLSTEEL™ MOUNTED WIRE BRUSHES

MOUNTED WIRE BRUSHES

MOUNTED CRIMPED



Order No.	Type	Dia.	Shank	Wire	Max RPM	Std Pkg.	Std Ctn	Wire Type
09-C 008	Straight	3/4"	1/4"	0.0118"	18,000	1	10	Steel
09-C 028	Conical	2-3/8"	1/4"	0.0118"	18,000	1	10	Steel
09-C 110	Wheel	1-3/8"	1/4"	0.0080"	20,000	1	10	Steel
09-C 120	Wheel	2"	1/4"	0.0118"	20,000	1	10	Steel
09-C 125	Wheel	3"	1/4"	0.0118"	18,000	1	10	Steel
09-C 015	Cup	1-1/2"	1/4"	0.0118"	13,000	1	10	Steel
09-C 018	Cup	2-3/8"	1/4"	0.0118"	13,000	1	10	Steel
09-C 215	Spherical	1-1/2"	1/4"	0.0080"	18,000	1	10	Steel
09-C 225	Spherical	2"	1/4"	0.0100"	15,000	1	10	Steel
09-C 230	Spherical	3"	1/4"	0.0118"	13,000	1	10	Steel



SPHERICAL



STRAIGHT

MOUNTED CRIMPED



Order No.	Type	Dia.	Shank	Wire	Max RPM	Std Pkg.	Std Ctn	Wire type
09-C 058	Straight	3/4"	1/4"	0.0118"	25,000	1	10	Stainless
09-C 078	Conical	3/4"	1/4"	0.0118"	18,000	1	10	Stainless
09-C 160	Wheel	1-3/8"	1/4"	0.0080"	20,000	1	10	Stainless
09-C 170	Wheel	2"	1/4"	0.0118"	20,000	1	10	Stainless
09-C 175	Wheel	3"	1/4"	0.0118"	18,000	1	10	Stainless
09-C 065	Cup	1-1/2"	1/4"	0.0118"	13,000	1	10	Stainless
09-C 068	Cup	2-3/8"	1/4"	0.0118"	13,000	1	10	Stainless
09-C 265	Spherical	1-1/2"	1/4"	0.0080"	18,000	1	10	Stainless
09-C 275	Spherical	2"	1/4"	0.0100"	15,000	1	10	Stainless
09-C 280	Spherical	3"	1/4"	0.0118"	13,000	1	10	Stainless



CONICAL





WHEEL



CUP

Color-coded hubs for easy identification

	Dark Gray	Carbon Steel
	White	Stainless Steel



Video available at The WALTER Network
www.youtube.com/user/TheWalterNetwork

A man in a dark denim shirt and safety gear is using a power tool to grind a metal pipe. A large shower of sparks is flying out from the point of contact. The background is a blurred industrial setting.

06

**POWER
TOOLS**

FEATURES



Video available at The WALTER Network
www.youtube.com/user/TheWalterNetwork

Power, safety and improved productivity

Our line of angle grinders is designed to excel in all applications, whether it be in grinding, cutting, sanding, or cleaning. Each of our grinders is compact and packs a punch, providing you with the highest removal rate in the industry when paired with WALTER abrasives. These industrial tools are designed with safety in mind and are built to last.

We also have classified our grinders to help you select the very best tool for your specific needs. Is improving safety the key decision factor? Perhaps maximum productivity is really what matters. Rest assured that whichever grinder you select, it will deliver the strongest, most efficient output available, reducing your overall costs.



	Anti-vibration side handle	Tool-free guard	Quick-R™ release	Safety clutch	Paddle switch (non-locking)	Soft Start™	Safety restart	DYNAMAX™ electronics	Powerguard™	Stabilizer	Variable Dialspeed™	Mechanical brake system
MINI GRINDER	✗	✗	✗	✗								
MINI PS	✗	✗	✗	✗	✗							
MINI PLUS	✗	✗	✗	✗		✗	✗	✗	✗	✗	✗	
SUPER 5	✗	✗	✗	✗								
SUPER 5 PS	✗	✗	✗	✗	✗	✗	✗	✗	✗			✗
PRO 5	✗	✗	✗	✗		✗	✗	✗	✗	✗		
BIG 6	✗	✗	✗	✗		✗	✗	✗	✗	✗		
BIG 6 PS	✗	✗	✗	✗	✗	✗	✗	✗	✗	✗		✗
IRONMAN	✗	✗	✗	✗		✗	✗	✗	✗	✗		
IRONMAN PS	✗	✗	✗	✗	✗	✗	✗	✗	✗	✗		✗
MAXI	✗	✗			✗**							
QUICK-STEP FINISHER	✗	✗	✗	✗		✗	✗	✗	✗		✗	
QUICK-STEP BIG-BUFF III	✗					✗		✗	✗		✗	
ULTI-MATE	✗	✗		✗		✗	✗	✗	✗		✗	
RAIL-MATE						✗		✗			✗	
QUICK-STEP LINE-MATE III	✗					✗		✗	✗		✗	
DIALSPEED 6141						✗	✗	✗	✗		✗	
DIALSPEED 6145						✗	✗	✗	✗		✗	
STRAIGHT-MATE						✗		✗			✗	

*Non-locking paddle switch on models 6352 and 6362 only. **Non-locking switch available upon request on MAXI™ models.

Total performance

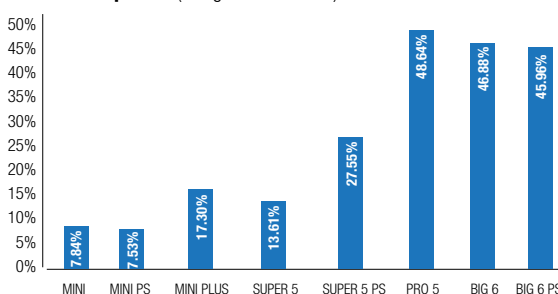
When you combine the most powerful grinders with premium WALTER abrasives, you get the best overall performance in the industry. Whether you need to cut, grind or finish surfaces, our line of angle grinders gets the job done faster and easier while extending the life of your abrasives. WALTER's next generation grinders are setting new standards in the metalworking industry.

New angle grinders vs. the previous generation (both using HP XX grinding wheels)

Model	Total removal (g)			Removal rate (g/min.)		
		New	%		New	%
MINI	1020	1111	8.92%	20.40	22	7.84%
MINI PS	1023	1111	8.60%	20.46	22	7.53%
MINI PLUS	1023	1230	20.23%	20.46	24	17.30%
SUPER 5	1176	1200	2.04%	29.40	33.4	13.61%
SUPER 5 PS	1176	2100	78.57%	29.40	37.5	27.55%
PRO 5	1176	2300	95.58%	29.40	43.7	48.64%
BIG 6	2200	2765	25.68%	32.00	47	46.88%
BIG 6 PS	2200	2765	25.68%	32.20	47	45.96%

● Double the life of your HP XX wheels by combining them with our PRO 5 grinder!

Productivity gain with our grinders compared to closest competitor (using HP XX wheels)



OUR GRINDERS GENERAL FEATURES

Variable DialSpeed™ Electronic speed control at the back of the machine to adjust the speed for optimum performance. DYNAMAX™ electronics regulate the power supply to the motor to ensure constant speed under full load for optimal control.

Soft Start™ Tools equipped with Soft Start™ will ensure a progressive increase of RPM for a safer use, as opposed to a high start-up "kick".

Powerguard™ A temperature sensor is built into the electric motor to help protect the tool from burn-out.

2 SEC **Brake system** Fastest mechanical brake available on the market, that will stop the tool within two seconds, for optimal user safety.

Quick-R™ release Lets you change grinding and cut-off wheels in seconds, without any keys or wrenches.

Anti-vibration side handle High-tech, vibration absorbing side handle offers a safer and more comfortable operation without fatigue.

Safety restart Following a power interruption the power tool will not restart on its own when power is restored. If the switch is left in the ON position, the LED will start blinking when the power is restored. To restart the grinder, it must be reset by switching it OFF and then ON. If the cord breaks, the LED link will flash.

DYNAMAX™ electronics Ensure that spindle RPM speeds remain constant even under load for maximum productivity.

Tool-free guard Quick-release guard lever lets you adjust or remove the wheel guard without any tools, in a matter of seconds.

Stabilizer Significantly reduces vibration during operation, making the tools more ergonomic and extending the life of both the tool and abrasives by up to 200%.

Paddle switch (non-locking) For added safety, the double action non-locking paddle switch will stop the grinder if you are not holding it.

Safety clutch Built into the gear drive, the safety slip clutch neutralizes momentum and eliminates dangerous backlash.

More protection

All WALTER 4 1/2", 5" and 6" angle grinders are covered by our 24-month LONG-RUN warranty and exclusive SERVICEGUARD™ protection plan.



ANGLE GRINDERS



WARRANTY
LONG-RUN
SERVICEGUARD™
Protection Plan
24 MONTHS

MINI GRINDER™

Order no. 30-A 161

Light, compact and durable
The Mini™ 4.5" grinder's state-of-the-art features include the new WALTER anti-vibration handle that makes the grinder more comfortable to use and WALTER's QUICK-R™ instant release function for disc change outs that take just seconds. The Mini™ has an additional 100 watts of power and features a rear vent to keep the armature cooler, allowing you to work longer while extending the life of the tool.



WARRANTY
LONG-RUN
SERVICEGUARD™
Protection Plan
24 MONTHS

MINI PS™

Order no. 30-A 163

Additional job site safety
The Mini PS™ is the ideal choice when a paddle switch is needed on a 4 ½" grinder. It can be plugged into a generator, making it the perfect fit for construction sites. The double action non-locking paddle switch will stop when you release it, making it the safest choice without sacrificing productivity.



WARRANTY
LONG-RUN
SERVICEGUARD™
Protection Plan
24 MONTHS

MINI PLUS™

Order no. 30-A 255

Powerful variable speed grinder
The MINI PLUS™ grinder provides premium performance and the most advanced features in the industry. Put it to work taking down welds, cutting tubing, light sanding, or removing rust and paint. With an autobalancer, our DYNAMAX™ speed control and POWERGUARD™ protection from overheating, the MINI PLUS™ delivers superior performance no matter the job. Remove more material faster while also significantly extending the life of your abrasives with a premium power tool.

Description	MINI™	MINI PS™	MINI PLUS™
Model name	6161K	6163B	6255J
Order No.	30-A 161	30-A 163	30-A 255
Anti-vibration side handle	√	√	√
Safety clutch	√	√	√
QUICK-R™ instant release function	√	√	√
Tool-free rotating guard	√	√	√
Non-locking paddle switch		√	
Lock-on switch	√		√
AC/DC compatibility	√	AC only	AC only
Stabilizer™			√
Soft-Start™			√
Restart protection			√
DYNAMAX™ RPM monitoring			√
POWERGUARD™ overheat protection			√
LED indicator			√
DIALSPEED™ variable RPM selector			√
Spindle	5/8" - 11	5/8" - 11	5/8" - 11
RPM no-load	10,500	10,500	2,800 to 10,500
Amps	8.5 A	8.5 A	9.5 A
Power	900 W	900 W	1000 W
Tool weight	4.6 lbs	4.6 lbs	4.8 lbs
Maximum wheel diameter	4 ½"	4 ½"	5"
Standard equipment			
Wheel guard type 27	48-M 441	48-M 441	48-M 444
Side handle	30-B 075	30-B 075	30-B 075
Inner flange	30-B 057	30-B 057	30-B 057
QUICK-R™ front nut	30-B 020	30-B 020	30-B 020
Optional equipment			
Close guard adaptor	34-B 010	34-B 010	34-B 011
Manual clamping nut	30-B 037	30-B 037	30-B 037
Nut holder	30-B 023	30-B 023	30-B 023
Pin key wrench	48-Z 148	48-Z 148	48-Z 148
SPIN-ON™ kit	30-B 024	30-B 024	30-B 024



WARRANTY
LONG-RUN
SERVICEGUARD™
Protection Plan
24
MONTHS

SUPER 5™

Order no. 30-A 150

The perfect intermediate size grinder

Now boasting a 10.5A motor, this grinder is the right choice for those jobs that require extra power from a lightweight tool. This industrial grade power tool is built to last, and when paired with 5" WALTER abrasives it provides one of the safest and most productive systems to tackle a wide range of jobs.



WARRANTY
LONG-RUN
SERVICEGUARD™
Protection Plan
24
MONTHS

SUPER 5 PS™

Order no. 30-A 153

Safety and performance

The Super 5 PS™ allows you to grind, cut, sand, finish and clean at a much faster and smoother rate. Furthermore, rest assured that when you hold the Super 5 PS™, you are holding the safest grinder thanks to Soft Start™, Powerguard™, a safety clutch and a safety restart that prevents the tool from starting on its own after a power interruption. The Super 5 PS also comes with a paddle switch and a mechanical brake which stops the grinder within 2 seconds of relieving the trigger.



WARRANTY
LONG-RUN
SERVICEGUARD™
Protection Plan
24
MONTHS

PRO 5™

Order no. 30-A 157

The best ratio of weight and performance

The Pro 5™ has no peers among 5" angle grinders when it comes to removal rate or cutting speed. Equipped with the WALTER Stabilizer™, DYNAMAX™, Powerguard™, and Soft Start™ technologies, the Pro 5™ is in a class of its own and offers the most comprehensive safety and productivity enhancing features.

Description	SUPER 5™	SUPER 5 PS™	PRO 5™
Model name	6150i	6153C	6157A
Order No.	30-A 150	30-A 153	30-A 157
Anti-vibration side handle	√	√	√
Safety clutch	√	√	√
QUICK-R™ instant release function	√	√	√
Tool-free rotating guard	√	√	√
Non-locking paddle switch		√	
Mechanical brake system		2-second brake	
Lock-on switch	√		√
AC/DC compatibility	√	AC only	AC compatibility only
Stabilizer™			√
Soft-Start™		√	√
Restart protection		√	√
DYNAMAX™ RPM monitoring		√	√
POWERGUARD™ overheat protection		√	√
LED indicator		√	√
Spindle	5/8" - 11	5/8" - 11	5/8" - 11
RPM no-load	11,000	11,000	11,000
Amps	10.5 A	10.5 A	13.5 A
Power	1200 W	1550 W	1550 W
Tool weight	5.3 lbs	5.5 lbs	5.7 lbs
Maximum wheel diameter	5"	5"	5"
Standard equipment			
Wheel guard type 27	48-M 444	48-M 444	48-M 444
Side handle	30-B 075	30-B 075	30-B 075
Inner flange	30-B 057	30-B 057	30-B 057
QUICK-R™ front nut	30-B 020	30-B 020	30-B 020
Optional equipment			
Close guard adaptor	34-B 011	34-B 011	34-B 011
Manual clamping nut	30-B 037	30-B 037	30-B 037
Nut holder	30-B 023	30-B 023	30-B 023
Pin key wrench	48-Z 148	48-Z 148	48-Z 148
SPIN-ON™ kit	30-B 024	30-B 024	30-B 024



BIG 6™

Order no. 30-A 260

The best ratio of weight and performance

The Big 6™ is the most powerful grinder in its class. The only grinder that can deliver 1,700 watts with a 6" wheel capacity, the Big 6™ is built for heavy duty applications. It offers a secure grip thanks to the new WALTER Stabilizer™ system, which reduces vibration and increases the life of each wheel by at least 30%. The Big 6™ has extensive safety features, making it ideal for production environments that require the performance of a 7" or even 9" grinder without the weight that contributes to operator fatigue.



BIG 6 PS™

Order no. 30-A 263

Heavy-duty performance with additional safety features

The Big 6 PS™ comes with a paddle switch and a mechanical brake to stop the grinder within 2 seconds of relieving the trigger. The Big 6 PS™ is the safest heavy duty grinder on the market and also comes with a WALTER Stabilizer™ to reduce vibration, improving workplace ergonomics while improving the life and removal rate of your abrasives.

Description	BIG 6™	BIG 6 PS™
Model name	6260J	6263B
Order No.	30-A 260	30-A 263
Anti-vibration side handle	✓	✓
Safety clutch	✓	✓
QUICK-R™ instant release function	✓	✓
Tool-free rotating guard	✓	✓
Lock-on switch	✓	
Non-locking paddle switch		✓
Mechanical brake system		✓
AC/DC compatibility	AC compatibility only	AC compatibility only
Stabilizer™	✓	✓
Soft-Start™	✓	✓
Restart protection	✓	✓
DYNAMAX™ RPM monitoring	✓	✓
POWERGUARD™ overheat protection	✓	✓
LED indicator	✓	✓
Spindle	5/8" - 11	5/8" - 11
RPM no-load	9,600	9,600
Amps	14.5 A	14.5 A
Power	1700 W	1700 W
Tool weight	5.9 lbs	6.2 lbs
Maximum wheel diameter	6"	6"
Standard equipment		
Wheel guard type 27	48-M 446	48-M 446
Side handle	30-B 075	30-B 075
Inner flange	30-B 057	30-B 057
QUICK-R™ front nut	30-B 020	30-B 020
Optional equipment		
Close guard adaptor	34-B 011	34-B 011
Manual clamping nut	30-B 037	30-B 037
Nut holder	30-B 023	30-B 023
Pin key wrench	48-Z 148	48-Z 148
SPIN-ON™ kit	30-B 024	30-B 024

IRONMAN™ GRINDERS



IRONMAN™

Order no. 30-A 560

Top performance in strenuous and prolonged applications

With its ergonomic rat-tail design, the Ironman™ delivers 1,750 watts with 6" wheel capacity. It comes with a WALTER Stabilizer™ to reduce vibration and extend the life and removal rate of your abrasives by up to 30%. Ideal for prolonged applications, when combined with WALTER abrasives, Ironman™ is among the industry's most productive systems available.

IRONMAN™ PS

Order no. 30-A 563

Exceptional performance with added safety features

If it's high performance and added safety you're after, the Ironman™ PS comes with a paddle switch and a mechanical brake to stop grinding wheels from turning within 2 seconds of relieving the trigger, and cutting wheels within 1.5 seconds. It delivers 1,750 watts of power and comes with a WALTER Stabilizer™ to reduce vibration, improve ergonomics and extend the life and removal rate of your abrasives.

Description	IRONMAN™	IRONMAN™ PS
Model name	6560A	6563A
Order No.	30-A 560	30-A 563
Anti-vibration side handle	√	√
Safety clutch	√	√
QUICK-R™ instant release function	√	√
Tool-free rotating guard	√	√
Lock-on switch	√	
Mechanical brake system		2-second brake
AC/DC compatibility	AC compatibility only	AC compatibility only
Stabilizer™	√	√
Soft-Start™	√	√
Restart protection	√	√
DYNAMAX™ RPM monitoring	√	√
POWERGUARD™ overheat protection	√	√
LED indicator	√	√
Spindle	5/8" - 11	5/8" - 11
RPM no-load	9,600	9,600
Amps	14.5 A	14.5 A
Power	1750 W	1750 W
Tool weight	6.2 lbs	6.2 lbs
Maximum wheel diameter	6"	6"
Standard equipment		
Wheel guard type 27	48-M 444 / 48-M 446	48-M 444 / 48-M 446
Side handle	30-B 075	30-B 075
QUICK-R™ front nut	30-B 020	30-B 020
Optional equipment		
Close guard adaptor	34-B 011	34-B 012
Manual clamping nut	30-B 037	30-B 037
Nut holder	30-B 023	30-B 023
Pin key wrench	48-Z 148	48-Z 148
SPIN-ON™ kit	30-B 024	30-B 024

MAXI™ GRINDERS



MAXI™ 7"
Order no. 30-A 170

MAXI™ 9"
Order no. 30-A 190

Pound for pound, they deliver more power and better performance

These full-size industrial angle grinders now deliver even more power and speed to get heavy-duty grinding and finishing jobs done faster and with less effort. Well established and recognized quality motors generate less heat and deliver a higher removal rate under load. These grinders will stay on the job longer in the most demanding applications such as bevelling, grinding and taking down heavy welds.

WARRANTY

LONG-RUN
SERVICEGUARD™
Protection Plan

24
MONTHS

Description	MAXI™ 7"	MAXI™ 9"
Model name	6170i	6190i
Order No.	30-A 170	30-A 190
Anti-vibration side handle	√	√
Lock-on switch	√	√
AC/DC compatibility	√	√
Swivel rear handle	√	√
Spindle	5/8" - 11	5/8" - 11
RPM no-load	8,500	6,800
Amps	15 A	15 A
Power	2400 W	2400 W
Tool weight	12.8 lbs	12.8 lbs
Maximum wheel diameter	7"	9"
Standard equipment		
Wheel guard	48-M 472	48-M 517
Side handle	48-M 401	48-M 401
Inner flange	30-B 057	30-B 057
Clamping nut	30-B 037	30-B 037
Pin key wrench	48-M 483	48-M 483
Optional equipment		
Cut-off guard	34-B 065	34-B 066

* Non-locking switch available upon request for MAXI™ grinder models.

GRINDER GRIP™

Magnetic grinder accessory to keep your tools close



The Grinder Grip™ is the only magnetic grinder accessory that makes work easier, safer and more convenient.

The magnet easily attaches to your grinder, allowing it to stick to any ferrous metal surface when not in use. This will help prevent damage to your power tools, as well as your abrasives by keeping it out of harm's way, all while remaining easily accessible. No more knocking or dropping your tools! Stick them with the Grinder Grip™.

Features

- ▷ *It's safe and easy to install*
- ▷ *Keeps your tools out of harm's way all while keeping them handy. Compatible with WALTER angle grinders*
- ▷ *Models compatible with other brands such as Metabo, Dewalt, Milwaukee, Makita, Hilti*



Order No.: 30-G 001
for WALTER grinder models.

For other brands, see accessories on page 206.



Video available at The WALTER Network
www.youtube.com/user/TheWalterNetwork



STRAIGHT GRINDERS

STRAIGHT-MATE™

Order no. 30-A 606 (30-A 607 for the kit)

The ultimate straight grinder and lightweight polishing and buffing tool

The Straight-Mate™ packs a punch as the ultimate lightweight straight grinder with WALTER's Dynamax™ variable speed control and RPM range of 1,600 to 4,800.

A versatile grinding, polishing and buffing tool.



Features

- ▷ *Dynamax™ variable speed control*
- ▷ *RPM range: 1,600-4,800*
- ▷ *Lightweight: 7 lbs (3.2 kg)*
- ▷ *Max wheel diameter: 6" (150mm).*
- ▷ *Compatible with cotton wheels and polishing pastes*
- ▷ *Compatible with wire brush and Line-Mate™ drums*
- ▷ *Compatible with non-woven abrasives,*
- ▷ *Plugs and cones*
- ▷ *Compatible with snagging wheels*



STRAIGHT-MATE KIT

Order no. 30-A 607

Includes:

- 1 FX Stainless (07-X 661)
- 1 Blendex U (07-U 613)
- 1 2-in-1 Turbo Drum (07-K 441)
- 1 2-in-1 Drum (07-K 342)
- 1 Blendex Drum (07-M 323)
- 1 Cotton Drum (07-T 425)
- 1 Polishing Paste (07-T 907)
- 1 Wire Drums (13-M 454)
- 1 Straight-Mate (30-A 606)

Description	STRAIGHT-MATE™
Model Name	6606A
Order No.	30-A 606 (30A607 for kit)
AC compatibility only	√
Soft-Start ^{MC}	√
DYNAMAX™ RPM monitoring	√
DIALSPEED™ variable RPM selector	√
Spindle	5/8"-11
RPM no-load	1600-4800
Amperage	11.8
Power	1300W
Tool weight	6.6 lbs
Maximum wheel diameter	6" (150mm)

FINISHING TOOLS



QUICK-STEP FINISHER™

Order no. 30-A 275 (30-A 277 for the kit)

The perfect tool for surface finishing and polishing

This variable speed tool was specifically designed to get the most out of the QUICK-STEP™ surface finishing system. Whether you sand, buff or polish, the QUICK-STEP Finisher™ will provide you with a uniform, top quality finish and reduced finishing times. With all the latest electronic safety controls, the QUICK-STEP Finisher™ is the smart choice for professionals looking to reduce cycle time and finishing costs.



QUICK-STEP FINISHER™ SYSTEM

Order no. 30-A 277

Includes:

- 1 Quick-Step interface pad (07-Q 045)
- 1 Quick-Step backing pad MG (07-Q 149)
- 1 Quick-Step FLEX grit 60 (07-Q 506)
- 1 Quick-Step FLEX grit 120 (07-Q 512)
- 2 Quick-Step Blendex med (07-R 453)
- 1 Quick-Step Blendex fine (07-R 454)
- 1 Quick-Step FX (07-X 845)
- 4 Quick-Step XX (15-V 418)
- 1 Quick-Step Finisher (30-A 275) with standard equipment plus carrying case



Description	QUICK-STEP FINISHER™
Model name	6275B
Order No.	30-A 275 (30-A 277 for the kit)
Anti-vibration side handle	✓
Safety clutch	✓
QUICK-R™ instant release function	✓
Lock-on switch	✓
AC/DC compatibility	AC compatibility only
Soft-Start™	✓
Restart protection	✓
DYNAMAX™ RPM monitoring	✓
POWERGUARD™ overheat protection	✓
LED indicator	✓
DIALSPEED™ variable RPM selector	✓
Spindle	5/8" - 11
RPM no-load	2,000 to 7,600
Amps	12.2 A
Power	1550 W
Tool weight	5.5 lbs
Maximum wheel diameter	6"
Standard equipment	
Wheel guard type 27	48-M 446
Side handle	30-B 075
Inner flange	30-B 057
QUICK-R™ front nut	30-B 020
Optional equipment	
Manual clamping nut	30-B 037
Nut holder	30-B 023
Pin key wrench	48-Z 148



QUICK-STEP BIG-BUFF III™

Order no. 30-A 265 (30-A 267 for the kit)

The most comfortable and versatile tool for metal polishing

The Quick-Step Big-Buff III™ is a variable speed tool designed to provide operators with the power and versatility to tackle any job that requires sanding, buffing or polishing. The ergonomic design reduces operator fatigue and ensures smooth operation during the most demanding jobs.



QUICK-STEP BIG-BUFF III™ SYSTEM – 4 1/2"

Order no. 30-A 267

Includes:

- 1 Quick-Step interface pad (07-Q 045)
- 1 Quick-Step backing pad MG (07-Q 149)
- 1 Quick-Step FLEX grit 60 (07-Q 506)
- 1 Quick-Step FLEX grit 120 (07-Q 512)
- 2 Quick-Step Blendex med (07-R 453)
- 2 Quick-Step Blendex fine (07-R 454)
- 1 Quick-Step Felt (07-T 450)
- 1 Quick-Step high polish (07-T 454)
- 1 instant polishing paste (07-T 907)
- 1 BLENDEX U™ Cup Disc (07-U 451)
- 1 Quick-Step FX (07-X 845)
- 1 ENDURO-FLEX 2-in-1™ (15-I 453)
- 2 Quick-Step XX (15-V 418)
- 1 Quick-Step Big-Buff and carrying case (30-A 265)



Description	QUICK-STEP BIG-BUFF III™
Model name	6265C
Order No.	30-A 265 (30-A 267 for the kit)
Anti-vibration side handle	✓
Lock-on switch	✓
AC/DC compatibility	AC compatibility only
Soft-Start™	✓
DYNAMAX™ RPM monitoring	✓
POWERGUARD™ overheat protection	✓
DIALSPEED™ variable RPM selector	✓
Spindle	5/8" - 11
RPM no-load	2,000 to 7,300
Amps	12.4 A
Power	1500 W
Weight	6 lbs
Maximum wheel diameter	6"
Standard equipment	
Side handle	30-B 075
Inner flange	30-B 057
Manual clamping nut	30-B 037
Pin key wrench	48-Z 148

ULTI-MATE™

Order no. 30-A 285 (30-A 287 for the kit)

Variable speed fillet weld grinder

Ulti-Mate™ is a variable speed fillet weld grinder and finishing tool designed to work in tight corners that other tools have a difficult time reaching. By combining this tool and our range of quality abrasives, you can go from a rough weld all the way to a mirror finish in just minutes.



WARRANTY

LONG-RUN
SERVICEGUARD™
Protection Plan

24
MONTHS

ULTI-MATE™ FILLET WELD GRINDER SYSTEM

Order no. 30-A 287

Includes:

- 1 Ulti-Mate grinder (30-A 285)
- 1 Enduro-Flex 2-in-1 Turbo (15-I 451)
- 1 Enduro-Flex 2-in-1 (15-I 453)
- 1 Blendex U Turbo, ¼" width (07-U 625)
- 1 Blendex U Turbo, ⅙" width (07-U 615)
- 1 Blendex U 2SF, ¼" width (07-U 621)
- 1 FX Stainless wheel, ¼" width (07-X 662)



Description	ULTI-MATE™ WELD GRINDER SYSTEM
Model name	6285A
Order No.	30-A 285 (30-A 287 for the kit)
Anti-vibration side handle	✓
Safety clutch	✓
Lock-on switch	✓
AC/DC compatibility	AC compatibility only
Soft-Start™	✓
Restart protection	✓
DYNAMAX™ RPM monitoring	✓
LED indicator	✓
DIALSPEED™ variable RPM selector	✓
Spindle	5/8" - 11
RPM no-load	2,500 to 8,750
Amps	12.2 A
Power	1550 W
Weight	7.7 lbs
Maximum wheel diameter	6"

WARRANTY

LONG-RUN
SERVICEGUARD™
Protection Plan24
MONTHS

RAIL-MATE™

Order no. 30-A 288 (30-A 289 for the kit)

Remove welds and finish pipes, tubes and railings faster

This power tool allows you to use our premium abrasive products to finish pipes, tubes and railings. This powerful finishing tool features Soft-Start technology to avoid kickback when starting the tool, Dialspeed™ variable speed control and Dynamax™ RPM Monitoring to maintain consistent speed under load.



RAIL-MATE™ SANDER SYSTEM

Order no. 30-A 289

Includes:

- 1 Rail-Mate sander (30-A 288)
- 6 Coolcut XX belts (2 of each: grit 60, 14-X 156; grit 80, 14-X 158; grit 120: 14-X 162)
- 3 Blendex belts (1 of each grade: Coarse, 07-D 152; Medium 07-D 153; Fine 07-D 154)



Description	RAIL-MATE™ SANDER SYSTEM
Model name	6288A
Order No.	30-A 288 (30-A 289 for the kit)
Lock-on switch	√
AC/DC compatibility	AC compatibility only
Soft-Start™	√
DYNAMAX™ RPM monitoring	√
POWERGUARD™ overheat protection	√
LED indicator	√
DIALSPEED™ variable RPM selector	√
Spindle	5/8" - 11
RPM no-load	1,600 to 3,200
Surface speed	3-12 m/sec.
MAX belt size L x W	760 mm x 40 mm
MAX pipe diameter	7 in. (180 mm)
MAX polishing deg.	270°
Amps	10A
Power	1200 W
Tool weight	6.8 lbs
QUICK-R™ front nut	30-B 020

QUICK-STEP LINE-MATE III™

Order no. 30-A 268 (30-A 269 for the kit)

WARRANTY

LONG-RUN
SERVICEGUARD™
Protection Plan

24
MONTHS



Linear finishing made easy

The Line-Mate III™ is a versatile variable speed tool that allows you to quickly and easily apply a wide range of linear finishes to metal surfaces. Its powerful motor will help you complete even the toughest jobs with ease. RPM remains constant under load for a consistent and uniform finish every time. When you have a project that requires a linear scratch pattern applied to the surface, trust Line-Mate to get the job done quickly and efficiently.

LINE-MATE III™ SYSTEM

Order no. 30-A 269

Includes:

- 1 Line-Mate III™ with standard equipment plus carrying case (30-A 268)
- 1 expanding drum (07-F 061)
- 6 cloth drum belts (2 each grit: 60: 07-F 506, 80: 07-F 508 and 120: 07-F 511)
- 2 BLENDEX drum belts (Coarse: 07-H 502, medium: 07-H 503)
- 1 TWO-IN-ONE drum (4 ¼" x 4": 07-K 342)
- 1 BLENDEX drum (4 ¼" x 4" medium: 07-M 343)



Description	QUICK-STEP LINE-MATE III™
Model name	6268C
Order No.	30-A 268 (30-A 269 for the kit)
Anti-vibration side handle	√
Lock-on switch	√
AC/DC compatibility	AC only
Soft-Start™	√
DYNAMAX™ RPM monitoring	√
POWERGUARD™ overheat protection	√
DIALSPEED™ variable RPM selector	√
Spindle	5/8" - 11
RPM no-load	1,000 to 3,800
Amps	12.4 A
Power	1500 W
Weight	6 lbs
Max. wheel dimensions	4 ½" diameter x 4" length
Standard equipment	
Side handle	48-Z 034
Manual clamping nut	30-B 037
Pin key wrench	48-Z 148
Inner flange	30-B 057

DIALSPEED™ 6141

Order no. 30-A 141

For fitting and finishing work

The convenient design of this very popular point grinder results in increased performance and operator comfort to let you reach new levels of productivity. Proven electronics and the quality construction of the motor deliver more power to the spindle while the ergonomic housing minimizes fatigue. This tool is the perfect companion to our premium carbide burs for any deburring or shaping applications.



SPEED 1	10,000 rpm
SPEED 2	14,000 rpm
SPEED 3	18,500 rpm
SPEED 4	22,000 rpm
SPEED 5	26,000 rpm
SPEED 6	30,500 rpm



Description	DIALSPEED™ 6141
Model name	6141E
Order No.	30-A 141
Lock-on switch	√
AC/DC compatibility	AC compatibility only
Soft-Start™	√
Restart protection	√
DYNAMAX™ RPM monitoring	√
POWERGUARD™ overheat protection	√
DIALSPEED™ variable RPM selector	√
Collet	¼"
RPM no-load	10,000 to 30,500
Amps	6.4 A
Power	710 W
Tool weight	4.2 lbs
Tool length	13.75"
Maximum wheel diameter	1.5"
Standard equipment	
¼ collet	30-B 046
Spanner	48-Z 019
Optional equipment	
Cutting guard	30-B 051

DIALSPEED™ 6145

Order no. 30-A 145

For finishing, brushing and polishing work

Our Dialspeed™ Straight Grinder operates at a lower RPM range, making it the perfect companion for mounted flap wheels or wire brushes for brushing, finishing or polishing applications. The planetary gears allow you to get closer to the workpiece, producing a uniform and straight finish. This industrial power tool is built to last and also features a side handle for increased control in applications requiring a delicate touch.

WARRANTY

LONG-RUN
SERVICEGUARD™
Protection Plan

24
MONTHS



SPEED 1	2,500 rpm
SPEED 2	4,000 rpm
SPEED 3	5,500 rpm
SPEED 4	7,000 rpm
SPEED 5	8,000 rpm
SPEED 6	8,700 rpm

Description	DIALSPEED™ STRAIGHT GRINDER 6145
Model name	6145E
Order No.	30-A 145
Lock-on switch	✓
AC/DC compatibility	AC compatibility only
Soft-Start™	✓
Restart protection	✓
DYNAMAX™ RPM monitoring	✓
POWERGUARD™ overheat protection	✓
DIALSPEED™ variable RPM selector	✓
Collet	¼"
RPM no-load	2,500 to 8,700
Amps	8.5 A
Power	950 W
Tool weight	4.3 lbs
Tool length	14"
Maximum wheel diameter	1.5"
Standard equipment	
Side handle	48-L 555
¼ collet	30-B 046
Spanner	48-Z 019
Optional equipment	
Cutting guard	30-B 051

07

MRO CHEMICALS



Instructions for use: Shake before use. Spray for...

WALTER
CHAIN GANG

Instructions for use: Shake before use. Spray for...
Distance of 25 cm
Operating temperature: -20°C (-4°F)

WALTER SLAP SHOT

ALLEMAGNE

CONTENTS UNDER PRESSURE
Container may explode if heated
50°C (122°F)
FLAMMABLE AEROSOL Keep container away from heat. Do not puncture or incinerate. Keep away from flames and sparks. Do not use during use.
IRRITANT Harmful by inhalation and swallowed. Use with adequate ventilation. May be irritant to skin and respiratory passages. Avoid prolonged contact with skin. Avoid contact. Wear safety glasses. Do not breathe vapours.
Inhalation: Remove victim to fresh air. Keep victim still. **Skin contact:** Wash with soap and plenty of water. **Eye contact:** Flush with plenty of water. **Ingestion:** Do not induce vomiting. Call physician if necessary.
FOR INDUSTRIAL USE ONLY
SEE MATERIAL SAFETY DATA SHEET
J. WALTER INC.
810 Day Hill Road
Windsor, CT 06795
QUESTIONS? CALL 1-800-391-1111

WALTER'S MRO CHEMICAL SOLUTIONS HELP YOU REDUCE MAINTENANCE COSTS, EXTEND EQUIPMENT LIFE, AND IMPROVE WORKPLACE PRODUCTIVITY

WALTER'S MRO CHEMICAL OFFERING CAN BE SPLIT INTO 4 PRIMARY TYPES:

LUBRICANTS	Maintain: Reduce wear and friction for machinery and parts to help customers work better.
ANTI-SEIZE	Prevent: Treat threaded components to prevent rust and corrosion.
PENETRANTS	Disassemble: Increase disassembly speed when working on seized parts.
CORROSION INHIBITORS	Prevent: Protect metal surfaces from rust and corrosion.

ENSURING MATERIAL COMPABILITY

WHEN CHOOSING CHEMICALS, IT IS IMPORTANT TO IDENTIFY WHICH MATERIALS THEY WILL BE USED ON.

► Look for the following icons when choosing the right product for your application:



CERTIFICATIONS AND KEY ATTRIBUTES

► WALTER offers chemicals that meet various certification levels and benefits.



NON-FLAMMABLE

Safe for use in environments where flames or sparks are present.



NONFOOD COMPOUNDS PROGRAM

The global food industry relies upon nonfood compounds to facilitate the efficient processing, handling and storage of food throughout the supply chain. NSF certification ensures products meet strict standards in these environments.



ACCEPTED FOR USE IN CANADIAN FOOD PLANTS

Products with this logo are accepted for use in food plants within Canadian borders.



CHAIN AND GEARS LUBRICANTS

CHAIN GANG™

High load chain lubricant

CHAIN GANG™ is a high-performance synthetic lubricant that lasts longer than traditional lubricants. Effectively penetrates fine pins and bushings to seal out dust, dirt, water, and other contaminants. Provides excellent protection and enhances the life of any machinery that uses chains or wire cables.



All Metals

Description	Size		Order No.	(M)SDS	Std. Pkg.
	Metric	US Gal			
Aerosol	400 ml	13.5 oz.	53-D 102	L-05	12

Applications

- ▷ All types of chain drives, O-ring chains, and wire rope
- ▷ Machinery (especially forklifts)

Benefits

- ▷ Reduces costly downtime due to seized chains, pin breakage, and premature wear
- ▷ Stays cleaner and lasts longer than hot grease dips
- ▷ Requires fewer applications than other lubricants
- ▷ Prolongs chain life



Features

- ▷ Contains microscopic moly particles for excellent lubricity
- ▷ Penetrates fine clearances
- ▷ Water-resistant and dust-resistant
- ▷ Repels dirt particles

OPEN GEAR™

High-load drive lubricant

OPEN GEAR™ is an adherent, long-lasting, high-load gear grease that prevents metal-to-metal contact. Increases efficiency and service life of drives and gears – even in harsh environments.



All Metals

Description	Size		Order No.	(M)SDS	Std. Pkg.
	Metric	US Gal			
Aerosol	400 ml	13.5 oz.	53-E 102	L-16	12

Applications

- ▷ All types of heavy-duty chains, drives, and gears

Benefits

- ▷ Reduces costly downtime due to seized chains, pin breakage, and premature wear
- ▷ Stays cleaner and lasts longer than hot grease dips
- ▷ Requires fewer applications than other lubricants
- ▷ Prolongs chain life



Features

- ▷ Contains moly and EP additives for high-load lubrication
- ▷ Highly adhesive
- ▷ Water- and dirt-resistant
- ▷ Resists loads up to 90 000 lbs/in²

FOOD GRADE LUBRICANTS

FOOD ZONE™

Food grade multi-purpose lubricant

FOOD ZONE™ is a multi-purpose lubricant and penetrating oil developed for food industry manufacturing plants. Extends equipment life by protecting against friction, wear and corrosion.
NSF category H1, registration #148372

Applications

- ▷ *Lubrication and temporary corrosion protection of food and beverage processing equipment*
- ▷ *Loosening of rust, scale, grime and corrosion*



Description	Size		Order No.	(M)SDS	Std. Pkg.
	Metric	US Gal			
Aerosol	400 ml	13.5 oz.	53-D 602	L-153	12



Benefits

- ▷ *Lubricates and protects*
- ▷ *Displaces moisture and water*
- ▷ *Loosens rusted parts*

Features

- ▷ *Fast-penetrating oil leaves a thin protective film*

FOOD ZONE™ V

Food grade high viscosity lubricant

FOOD ZONE™ V is an industrial-strength lubricant designed for heavy-duty applications and chain lubrication in food-manufacturing facilities. Foamy, non-drying formula adheres to surfaces and reduces friction, wear, and corrosion in heavy-loaded machinery.
NSF category H1, registration #148374

Applications

- ▷ *Lubrication of chains and conveyor systems, moving parts in heavy-loaded industrial machinery*



Description	Size		Order No.	(M)SDS	Std. Pkg.
	Metric	US Gal			
Aerosol	400 ml	13.5 oz.	53-D 652	L-154	12



Benefits

- ▷ *Easy to apply, ideal for vertical surfaces*
- ▷ *Maximum adherence*
- ▷ *Protects against wear and corrosion*

Features

- ▷ *Heavy-duty, high-grade formula with PTFE additives*
- ▷ *Thick, non-drying, water-resistant film*

ADHESIVE LUBRICANT

HANG-ON™

HANG-ON™ is a highly adhesive maintenance lubricant that provides effective, long-lasting lubrication under harsh conditions and over extended periods of time.

Applications

- ▷ *Forklift truck chains, locking pins, snowplows, hinges, etc.*
- ▷ *Differentials in coupling units*

Benefits

- ▷ *Outperforms and lasts longer than all-purpose and standard thin-film lubricants*
- ▷ *Resists exposure to weather, salt water, mild chemicals, high loads, and temperatures up to 200 °C (390 °F)*
- ▷ *Doesn't drip or stain vertical surfaces*
- ▷ *Efficient, long-lasting action reduces downtimes and maintenance frequencies*

Features

- ▷ *Silicone-free, no chlorinated solvent*
- ▷ *Adheres extremely well to surfaces*
- ▷ *Penetrates fine clearances*
- ▷ *Displaces water and moisture*



All Metals

Description	Size		Order No.	(M)SDS	Std. Pkg.
	Metric	US Gal			
Aerosol	400 ml	13.5 oz.	53-D 812	L-33	12
Liquid, trigger sprayer	500 ml	16.9 fl.oz.	53-D 813	L-45	12
Liquid	20 L	5.2 gal	53-D 817	L-45	1

ACCESSORIES

Refillable trigger sprayer bottles

Order no.

53-L 331

ANTI-SEIZE LUBRICANT

ROCK'N ROLL™

ROCK'N ROLL™ is an inert, non toxic, metal-free white lubricant that prevents seizing of assemblies. Provides long-term protection against corrosion. Highly effective in a wide range of temperatures (-30°C or -22°F to 1400°C or 2500°F) and in extreme conditions.

NSF category H1, registration #161930

Applications

- ▷ *Lubrication of all threaded components, bushings and press fits*
- ▷ *Lubrication of highly stressed bearings*

Benefits

- ▷ *Makes disassembly easy and efficient*
- ▷ *Provides long-term corrosion protection*
- ▷ *No galling or seizing*
- ▷ *Safe for food industry applications*



All Metals

Description	Size		Order No.	(M)SDS	Std. Pkg.
	Metric	US Gal			
Aerosol	400 ml	13.5 oz.	53-D 852	L-43	12
Paste/Brush	255.15 g	9 oz.	53-D 854	L-44	12

Features

- ▷ *Inert ingredients*
- ▷ *Non-carbonizing*
- ▷ *(Paste) Highly resistant to water, seawater, benzene, and most acids and alkalis*

PENETRANTS

BOLT-OUT™

BOLT-OUT™ is a heavy-duty, non-chlorinated liquid solution that penetrates and lubricates to efficiently free seized parts while inhibiting further rust. Works well in a wide range of temperatures.

Applications

- ▷ *Loosening seized bolts, nuts, studs, and pins*
- ▷ *Disassembly of seized bolts, nuts, mechanisms, pins, bushings, etc.*



All Metals

Description	Size		Order No.	(M)SDS	Std. Pkg.
	Metric	US Gal			
Aerosol	400 ml	13.5 oz.	53-D 892	L-08	12
Liquid, trigger sprayer	500 ml	16.9 fl.oz.	53-D 893	L-26	12
Liquid	20 L	5.2 gal	53-D 897	L-26	1

ACCESSORIES

Refillable trigger sprayer bottles

Order no.

53-L 332



Benefits

- ▷ *Enables faster, easier disassembly*
- ▷ *Prevents/protects against further corrosion*

Features

- ▷ *Non-flammable, silicone-free, no chlorinated solvents*
- ▷ *Contains microscopic moly particles for excellent lubricity*
- ▷ *Displaces moisture*
- ▷ *Effective from -20 °C to 250 °C (-4 °F to 482 °F)*

COLD SHOCK™

Seized parts are no match for fast penetrating Cold Shock™

Cold Shock™ is a high tech lubricant that frees corroded and seized parts by creating a sudden, shock-freezing effect to -35°C (-31°F). Cold Shock™ penetrates micro-fissures to loosen nuts, bolts, studs, pins and other seized parts in an instant.

Applications

For use on corroded and seized nuts, bolts, studs, pins and other components.

Benefits

- ▷ *Loosens corroded and seized parts through cooling*
- ▷ *Powerful 1 to 2-minute penetration time*



All Metals

Description	Size		Order No.	(M)SDS	Std. Pkg.
	Metric	US Gal			
Aerosol	400 ml	13.5 oz.	53-D 882	L-98	12



Features

- ▷ *Decreases parts temperatures to -35°C (-31°F)*
- ▷ *Shock-effect lubricant*
- ▷ *Straw extension for precise targeting*

CORROSION PROTECTION

ZINC 100™

Bright galvanizing spray

ZINC 100™ is a bright, long-lasting corrosion protection spray specially formulated for the touch-up and repair of hot galvanized parts.

Applications

- ▷ Food processing equipment
- ▷ Water and storage tanks

Benefits

- ▷ Effective, long-lasting corrosion protection
- ▷ Resists chemical and water attack
- ▷ Can be painted over



Description	Size		Order No.	(M)SDS	Std. Pkg.
	Metric	US Gal			
Aerosol	400 ml	11.5 oz.	53-H 102	L-54	12



Features

- ▷ Zinc flakes permanently bond to metallic surfaces
- ▷ Bright metallic finish matches hot dipped look
- ▷ Fast drying
- ▷ Zinc-rich formula meets ASTM A780 standard

ZINC 200™

Cold galvanizing spray

ZINC 200™ is a high-performance, fast-drying corrosion protection spray specially formulated for ferrous metals. Provides the ultimate protection—even when surfaces get scratched.

Applications

- ▷ For marine equipment and weather-exposed parts

Benefits

- ▷ Longest lasting corrosion protection in the marketplace
- ▷ Extremely effective when used as a primer
- ▷ Withstands harsh environmental conditions



Description	Size		Order No.	(M)SDS	Std. Pkg.
	Metric	US Gal			
Aerosol	400 ml	11.5 oz.	53-H 152	L-95	12



Features

- ▷ Actively fights rust and corrosion
- ▷ Dual-action protection (resin coat and galvanic action)
- ▷ Meets ASTM A780
- ▷ Dull finish, dries to touch in 3-5 min.

SHIELD PRO™

Heavy-duty industrial corrosion protection

SHIELD PRO™ is an adherent, non-drying solution that coats metal parts to protect against corrosion. Ideal for indoor and outdoor storage.

NSF category H2, registration #147193

Applications

- ▷ For outdoor equipment and tools, overseas storage and shipments, cables, chains, pulleys, pump and hose assemblies, and more
- ▷ Suitable for all types of maintenance and repair applications

Benefits

- ▷ Long-term indoor and outdoor corrosion protection
- ▷ Withstands harsh conditions

Features

- ▷ Non-drying film
- ▷ Penetrates and displace moistures, salt water resistant



Description	Size		Order No.	(M)SDS	Std. Pkg.
	Metric	US Gal			
Liquid	3.78 L	1 gal	53-H 255	L-170	1
Liquid	20 L	5.2 gal	53-H 257	L-170	1
Liquid	200 L	52.8 gal	53-H 258	L-170	1

ACCESSORIES

Order no.
Sput for 20 L round metal pail and 200 L metal drum 3/4" NPT
53-L 208

CLEANING, LUBRICATING AND TEMPORARY PROTECTION

A multi-functional maintenance cleaner, lubricant and protector safe to use on all metals.

CLEANER/LUBRICANT/PROTECTOR OMNI™

Multifunctional maintenance cleaner/lubricant/protector. Excellent penetrating and lubricating capability. Protects surfaces from oxidation. **NSF category A8, registration #142610**

*Cleans, penetrates, lubricates and protects **in one easy step!***



Description	Size		Order No.	(M)SDS	Std. Pkg.
	Metric	US Gal			
Aerosol	480 ml	16.2 fl.oz.	53-X 002	L-73	12
Sprayer	500 ml	16.9 oz.	53-X 003	L-74	12
Liquid	3.78 L	1 gal	53-X 005	L-74	1
Liquid	20 L	5.2 gal	53-X 007	L-74	1
Liquid	208 L	55 gal	53-X 008	L-74	1
Liquid	1000 L	264.6 gal	53-X 009	L-74	1

ACCESSORIES	Order No.
Industrial pump sprayer	53-L 120
Spout for 20 L square plastic pail	53-L 207
Spout for 208 L plastic drum 2" NPT	53-L 209
Empty refillable trigger sprayer for OMNI	53-L 314
Bio-Circle® Powercloth microfiber / Pack of 10	57-M 001

Applications

- ▷ Dissolving light rust and graphite
- ▷ Loosening rusted and seized hardware

Benefits

- ▷ Cleans, penetrates, lubricates, and protects in one easy step
- ▷ Versatile – can be used for multiple maintenance applications
- ▷ Reduces rework
- ▷ Creates a safer, healthier work environment

Features

- ▷ Non-flammable, silicone-free, Teflon-free
- ▷ Dielectric strength 350 V/mil



08

HIGH-PERFORMANCE DEGREASING SOLUTIONS



OUTILS PNEUMATIQUES

WALTER Surface Technologies offers high-performance degreasing solutions that get the job done faster and safer, helping you work better.

Large industrial production and maintenance facilities with demanding cleaning requirements benefit from our powerful, reliable, and certified products. For even the most heavy-duty applications, WALTER provides safe and efficient alternatives to toxic solvents.

The ability to satisfy specific, high-volume surface treatment and cleaning needs, makes WALTER the ideal partner for all manufacturing process applications. For all cleaning requirements, at any stage of production, we can reduce toxicity and help maximize your overall productivity.

No matter how stringent your cleaning requirements, we can provide the perfect custom solution - to improve working conditions, reduce waste, protect the environment, and maximize productivity. Refer to our selection chart for quick tips on choosing the right cleaner to get the job done.

AVAILABLE SIZES

Our liquid cleaning and degreasing solutions come in a wide range of sizes and formats to suit your needs. From small, no-drip, continuous spray mist bottles to bulk barrels or totes, WALTER's got you covered.

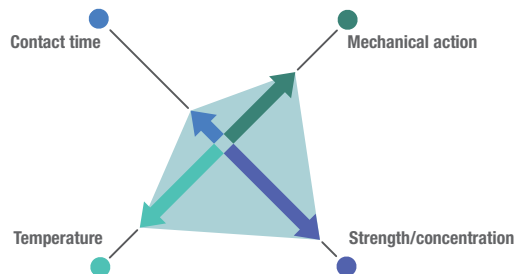


THE WATER-BASED CLEANING MATRIX

Increase any of these four elements and increase the performance of your product!

4 key elements to cleaning efficiency

- ▶ Contact time
- ▶ Mechanical action
- ▶ Temperature
- ▶ Strength/concentration



CLEANER CHARACTERISTICS

	Fast evaporating	Flammability	pH level	Residue	Short term protection	Long term protection	Rinsable	Dilutable	Biodegradable
BIO-CIRCLE L – BIO-REMIEDIATING PARTS CLEANER AND DEGREASER BIO-CIRCLE ULTRA – EXTRA POWERFUL BIO-REMIEDIATING PARTS CLEANER AND DEGREASER BIO-CIRCLE AERO – BIO-REMIEDIATING PARTS CLEANER AND DEGREASER FOR AIRCRAFT USE	No	None	Neutral	Yes	Yes	No	Yes	No	Yes
CB 100 – INDUSTRIAL STRENGTH PARTS CLEANER AND DEGREASER	No	None	Slightly alkaline	Yes	Yes	No	Yes	No	Yes
CB 100 ALU – INDUSTRIAL STRENGTH NON-FERROUS PARTS CLEANER AND DEGREASER	No	None	Slightly alkaline	Yes	Yes	No	Yes	No	Yes
UNO S – INDUSTRIAL CLEANER AND DEGREASER - FOAMING	No	None	Alkaline	Yes	Yes	No	Yes	Yes (up to 40:1)	Yes
UNO SF – INDUSTRIAL CLEANER AND DEGREASER - FOAMLESS	No	None	Alkaline	Yes	Yes	No	Yes	Yes (up to 40:1)	Yes
CLEANER, DEGREASER & DISINFECTANT (CONC)	No	None	Alkaline	No	Yes	Yes	Yes	Yes (up to 40:1)	Yes
STAR 200 – CONCENTRATED ALKALINE AUTOMATED PARTS WASHER CLEANER AND DEGREASER	No	None	Alkaline	Yes	Yes	No	Yes	Yes (up to 1:200)	Yes
ALUSTAR 200 – AUTOMATED PARTS WASHER CLEANER AND DEGREASER FOR NON-FERROUS ALLOYS	No	None	Alkaline	Yes	Yes	No	Yes	Yes (up to 1:200)	Yes
ALUSTAR 300 – HEAVY-DUTY AUTOMATED PARTS WASHER CLEANER AND DEGREASER FOR NON-FERROUS ALLOYS	No	None	Alkaline	Yes	Yes	No	Yes	Yes (up to 1:200)	Yes
E-NOX CLEAN – STAINLESS STEEL CLEANER/BRIGHTENER	No	None	Acidic	Yes	No	No	Yes	Yes (up to 40:1)	Yes
E-NOX SHINE – STAINLESS STEEL CLEANER AND PROTECTOR	No	None	Alkaline	Yes	Yes	No	Yes	No	Yes
BIO-RUST – NON-CAUSTIC RUST REMOVER	No	None	Slightly acidic	Yes	Yes	No	Yes	No	Yes
POWER CLEANER 100 – RUST AND MINERAL REMOVER/BRIGHTENER	No	None	Acidic	Yes	No	No	Yes	Yes (up to 40:1)	Yes
PRO-CLEAN – HIGH STRENGTH NATURAL SOLVENT	No	Low (102°C/215°F)	---	Yes	---	---	No	No	Yes
ALL-SEASON – ALL WEATHER TAR AND BITUMEN DEGREASER	No	Mod. (66°C/150.8°F)	---	Yes	No	No	No	No	No
FT 100 – FOAMING GLASS CLEANER	Yes (after wiping)	Mod. (43°C/104°F)	Alkaline	No	No	No	Yes	No	Yes
FT 100 – STAINLESS STEEL CLEANER	Yes	Low (95°C/203°F)	Alkaline	No	Yes	No	Yes	No	No
FT 200 – SURFACE PREPARATION CLEANER	Yes (after wiping)	Mod. (40°C/104°F)	Slightly alkaline	No	No	No	Yes	No	Yes
SC 400 – HIGH STRENGTH CITRUS CLEANER/DEGREASER	No	Mod. (45°C/113°F)	---	Yes	---	---	No	No	Yes
SC 400 FOAM – HIGH STRENGTH ADHESIVE AND INK REMOVER	No	High (-60°C/-76°F)	---	Yes	No	No	No	No	No
HEAVY-DUTY CITRUS DEGREASER	Yes	None	Slightly Acidic	No	Yes	No	No	No	Yes
SLAP SHOT PL – PLASTIC-SAFE HEAVY-DUTY, DEGREASER AND PARTS CLEANER	Yes	High (-24°C/-11°F)	---	No	No	No	No	No	No
SLAP SHOT – DEGREASER AND PARTS CLEANER	Yes	High (-24°C/-11°F)	---	No	No	No	No	No	No
CONTACT CLEAN – NON-FLAMMABLE ELECTRONICS AND ELECTRICAL EQUIPMENT CLEANER	Yes	None	---	No	No	No	No	No	No
AF-PL	Yes	High (-7°C/19.4°F)	---	No	Yes	No	No	No	No
STAINLESS STEEL CLEANER	Yes	High (-16°C/3.2°F)	---	No	Yes	Yes	No	No	No
OMNI – CLEANER/LUBRICANT/PROTECTOR	No	Low (125°C/257°F)	---	Yes	Yes	Yes	No	No	No

Legend: ● Water-based ● Natural solvent-based ● Oil-based ● Solvent-based

CLEANING AND DEGREASING SELECTION CHART

TYPE OF CLEANERS		ALKALINE / NEUTRAL							
Contaminant		<i>Organic:</i> grease, oil, corrosion protection, lubricants, smoke, finger prints, dust, carbon, graphite, soot, etc.							
Cleaning process		Spray and wipe	Ultrasonic bath	Floor washing machine and general maintenance	Pressure washer	Hot parts washer	Automated parts washer	Dip tank	Manual parts washer
Parent material	Steel	UNO S F UNO S FT 100 FT 200	CB 100 STAR 200	UNO S F	UNO S F	STAR 200 ALUSTAR 200 ALUSTAR 300	STAR 200 ALUSTAR 200 ALUSTAR 300	CB 100	Bio-Circle L Bio-Circle Ultra CB 100
	Stainless steel	UNO S F UNO S FT 100 FT 200 E-Nox Shine	CB 100 STAR 200	UNO S F	UNO S F	STAR 200 ALUSTAR 200 ALUSTAR 300	STAR 200 ALUSTAR 200 ALUSTAR 300	CB 100	
	Aluminum	FT 100 FT 200 E-Nox Shine	CB 100 ALU ALUSTAR 200 ALUSTAR 300			ALUSTAR 200 ALUSTAR 300	ALUSTAR 200 ALUSTAR 300	CB 100 ALU	Bio-Circle Aero CB 100 ALU
	Copper / Brass	FT 100 FT 200	CB 100 ALU			ALUSTAR 200 ALUSTAR 300	ALUSTAR 200 ALUSTAR 300	CB 100 ALU	
	Glass	UNO S F UNO S FT 100 FT 200	CB 100	UNO S F	UNO S F	STAR 200 ALUSTAR 200 ALUSTAR 300	STAR 200 ALUSTAR 200 ALUSTAR 300	CB 100	—
	Plastic	UNO S F UNO S FT 100 FT 200	CB 100	UNO S F	UNO S F	STAR 200 ALUSTAR 200 ALUSTAR 300	STAR 200 ALUSTAR 200 ALUSTAR 300	CB 100	—

Note: It is very important to know the next step after cleaning. For instance, if painting is required after the cleaning operation, a surface preparation cleaner may be recommended.

Inorganic contaminant: Mineral-based compounds such as rust, limescale, etc.

Organic contaminants: Carbon-based compounds such as oil, grease, etc.

Other contaminants: Can be a combination of organic and inorganic contaminants

Neutralization of acidic cleaners: Proper neutralization with an alkaline cleaner is always required to deactivate the acid and prevent damages to the parent material

Steps to proper **neutralization**:

1. Wipe off the excess of acid
2. Apply an alkaline cleaner
3. Wipe off the surface with a clean rag (rinse and dry when necessary)

ACIDIC					ULTRA-POWERFUL NATURAL CLEANER AND DEGREASER		
<i>Inorganic:</i> rust, corrosion, limescale, calamine, heat tint, etc.					<i>Other:</i> paint, glue, adhesive, ink, wax, tar, etc.		
Spray and wipe	Ultrasonic bath	Hot parts washer	Automated parts washer	Dip tank	Spray and wipe	Ultrasonic bath	Dip tank
E-Nox Clean	Power Cleaner 100	Power Cleaner 100	Power Cleaner 100	Bio-Rust and Power Cleaner 100	ALL SEASON PRO CLEAN SC 400 SC 400 FOAM	CB 100	ALL SEASON PRO CLEAN CB 100
E-Nox Clean	Power Cleaner 100	Power Cleaner 100	Power Cleaner 100	Power Cleaner 100	ALL SEASON PRO CLEAN SC 400 SC 400 FOAM	CB 100	ALL SEASON PRO CLEAN CB 100
E-Nox Clean	Power Cleaner 100	Power Cleaner 100	Power Cleaner 100	Power Cleaner 100	ALL SEASON PRO CLEAN SC 400 SC 400 FOAM	CB 100 ALU CB 100 ALU	ALL SEASON PRO CLEAN CB 100 ALU
E-Nox Clean	Power Cleaner 100	Power Cleaner 100	Power Cleaner 100	Power Cleaner 100	ALL SEASON PRO CLEAN SC 400 SC 400 FOAM	CB 100 ALU	ALL SEASON PRO CLEAN CB 100 ALU
E-Nox Clean	Power Cleaner 100	Power Cleaner 100	Power Cleaner 100	Power Cleaner 100	PRO CLEAN SC 400	CB 100	PRO CLEAN CB 100
—	—	—	—	—	—	CB 100	CB 100



WALTER PRODUCTS LEGEND



Accepted for use in food plants

Products with this logo presented are accepted for use in food plants within Canadian borders.



Volatile Organic Compounds Free

Consumers today are far more knowledgeable regarding products containing potentially toxic levels of volatile organic compounds, commonly known as VOCs. Paints, stains, and varnishes have long contributed considerably to the prolific release of VOCs, sometimes known as off-gassing. This explains the growing popularity of low-VOC and VOC-free products. Products where you see the VOC-free logo guarantee that they contain no volatile organic compounds.



Non-Flammable

Safe for use in environments where flames or sparks are present.



Nonfood Compounds Program

The global food industry relies upon nonfood compounds to facilitate the efficient processing, handling and storage of food throughout the supply chain. Nonfood compounds include such substances as cleaners, sanitizers, boiler compounds and lubricants. NSF International Nonfood Compounds Registration Program provides beneficial product information to three important stakeholder groups.



Low Energy Surfactant (LES) technology

These unique surfactants can clean and degrease effectively at lower temperatures, thus generating substantial energy savings. Lower the temperature of your automated industrial parts washers today! NOTE: Dilution up to 1:200

FAST-EVAPORATING DEGREASERS

A highly effective, residue-free, fast evaporating degreaser that dissolves and removes grease, oil, and grime on contact.

HEAVY-DUTY DEGREASER AND PART CLEANER SLAP SHOT™

SLAP SHOT™ is a highly effective, residue-free, fast evaporating cleaner/degreaser that dissolves and removes grease, oil, and grime on contact. **NSF category K1, registration #154299 (Aerosol) #154300 (Liquids)**

Applications

- ▷ *Cleaning and degreasing for maintenance and repair*
- ▷ *Preparing surfaces for painting or relubrication*



Description	Size		Order No.	(M)SDS	Std. Pkg.
	Metric	US Gal			
Aerosol	500 ml	16.9 oz.	53-C 502	L-39	12
Trigger sprayer	500 ml	16.9 oz.	53-C 503	L-40	12
Liquid	5 L	1.3 gal	53-C 506	L-40	1
Liquid	20 L	5.2 gal	53-C 507	L-40	1
Liquid	200 L	52.8 gal	53-C 508	L-40	1
ACCESSORIES			Order No.		
Spout for 20 L round metal pail and 200 L metal drum 3/4" NPT			53-L 208		
Empty refillable trigger sprayer			53-L 311		



Fast acting, no residues, no rinsing!

Benefits

- ▷ *Fast acting—dissolves stubborn contaminants quickly and completely*
- ▷ *No residues, no rinsing*

Features

- ▷ *Quickly dissolves grease, oil and dirt without residues*
- ▷ *Free of chlorinated solvent*
- ▷ *Strong aerosol spray*



PLASTIC SAFE HEAVY-DUTY DEGREASER AND PART CLEANER SLAP SHOT PL™

SLAP SHOT™ PL is a highly effective, residue-free, fast evaporating cleaner/degreaser that dissolves and removes grease, oil, and grime on contact. Specially formulated for maximum compatibility with plastics and rubber-like compounds.

Applications

- ▷ *Cleaning metal parts in presence of plastic or gaskets*
- ▷ *Removal of grease and oil*



Description	Size		Order No.	(M)SDS	Std. Pkg.
	Metric	US Gal			
Aerosol	400 ml	13.5 oz.	53-C 552	L-64	12

Safe on most plastics and rubbers

Benefits

- ▷ *Fast acting—dissolves stubborn contaminants quickly and completely*
- ▷ *No residues, no rinsing*

Features

- ▷ *Quickly dissolves grease, oil and dirt without residues*
- ▷ *Free of chlorinated solvent*
- ▷ *Strong aerosol jet*
- ▷ *Safe on plastics*



HEAVY-DUTY**DEGREASER AND
BRAKE CLEANER****AF-PL™**

Plastic-safe, fast-evaporating brake cleaner designed for use with Air Force™ system.

Application Type:

- ▷ *Spray*
- ▷ *Air Force™ System*



Description	Size		Order No.	(M)SDS	Std. Pkg.
	Metric	US Gal			
Liquid, trigger sprayer	500 mL	16.9 fl. oz.	53-C 553	L-65	12
Liquid	5 L	1.3 gal	53-C 556	L-65	1
Liquid	20 L	5.2 gal	53-C 557	L-65	1
Liquid	200 L	52.8 gal	53-C 558	L-65	1

**PLASTIC-SAFE, FAST-EVAPORATING
PART DEGREASER****AIR FORCE AF-PL™**

- ▷ *Cost-effective brake cleaner alternative*
- ▷ *Safe for most plastics and rubber compounds*
- ▷ *Non-chlorinated solvents penetrate and displace moisture*

Metric	Size		Order No.
	US Gal		
20 L	5.3 gal		53-M 012AFPLP
200 L	52.8 gal		53-M 012AFPLD

**The 20L / 5.3 gal. start-up package includes:**

- Air Force station
- 1 x 53-C 557 AF-PL 20 L / 5.3 gal
- 1 x 53-M 041 pail adaptor
- 6 x 53-M 101 refillable bottles

The 200L / 52.8 gal. start-up package includes:

- Air Force station
- 1 x 53-C 558 AF-PL 200 L / 52.8 gal
- 1 x 53-M 038 drum adaptor
- 6 x 53-M 101 refillable bottles

OPTIONAL NOZZLES**ORDER NO.**

Wide spray	53-M 022
Long extension tube	53-M 052
Red nozzle-narrow spray	53-M 023

ACCESSORIES**ORDER NO.**

Air refilling station	53-M 010
Air nozzle	53-M 015
Replacement valve kit (includes 2 valves and 2 spray tips)	53-M 030
Brass screw cap	53-M 037

ACCESSORIES**ORDER NO.**

Replacement filling valve	53-M 039
Pail adaptor	53-M 041
Drum adaptor	53-M 038
Safety valve	53-M 025



ELECTRONIC CONTACT CLEANING

For cleaning of instrument and equipment junctions (PLCs, printed circuit boards, vehicle fuse boxes).

NON-FLAMMABLE ELECTRONICS AND ELECTRICAL EQUIPMENT CLEANER

CONTACT CLEAN™

Contact Clean™ removes grease, oil and contaminants from sensitive electronics and electrical equipment to prevent contact failure. Fast-evaporating formula dries residue-free in seconds. Safe to use on most plastics. **NSF category K2, registration #154540**

Applications

- ▷ Removing contaminants from electrical parts

Benefits


- ▷ Fast acting – dissolves stubborn contaminants quickly and completely
- ▷ Fast evaporating
- ▷ No residues, no rinsing

Features

- ▷ Nonconductive
- ▷ Safe on most plastics and rubbers



*Dissolves stubborn contaminants **quickly and completely!***



Description	Size		Order No.	(M)SDS	Std. Pkg.
	Metric	US Gal			
Aerosol	500 g	17.6 oz.	53-C 713	L-165	12



PARTS WASHING SOLUTIONS

Heavy-duty cleaning for removing ink, adhesive, synthetic oils, heavy grease and other tough contaminants. These solutions work exceptionally well at room temperature and only require periodical oil skimming.

INDUSTRIAL STRENGTH PART CLEANER AND DEGREASER

CB 100™

CB 100™ is next-generation cleaning technology. Powered by our exclusive Nature Boost™ formula, CB 100™ is unsurpassed in its ability to remove the most stubborn industrial contaminants.

NSF category C1, registration #148555

Applications

- ▷ *Cleaning asphalt from paving equipment*
- ▷ *Removing tough greases from gears and bearings*

Benefits

- ▷ *Outlasts solvent cleaners by 3-5x*
- ▷ *Shortens cleaning time*
- ▷ *Creates a safer, more pleasant work environment*
- ▷ *Reduces workplace liability*

Features

- ▷ *For steel and stainless steel*
- ▷ *Ready-to-use, non-caustic, non-hazardous, phosphate-free, and butyl-free*
- ▷ *Cuts through contaminants most solvents can't touch*
- ▷ *Great cleaning power at room temperature*



Extreme strength & natural



Description	Size		Order No.	(M)SDS	Std. Pkg.
	Metric	US Gal			
Sprayer	500 ml	16.9 oz.	53-G 163	L-155	12
Liquid	3.78 L	1 gal	53-G 165	L-155	1
Liquid	20 L	5.2 gal	53-G 167	L-155	1
Liquid	208 L	55 gal	53-G 168	L-155	1
Liquid	1000 L	264 gal	53-G 169	L-155	1



ALUMINIUM COMPATIBILITY

**INDUSTRIAL STRENGTH
NON-FERROUS PARTS CLEANER
AND DEGREASER**

CB 100 ALU™

CB 100™ ALU is a powerful cleaner/degreaser powered by our unique Nature Boost™ technology. Similar to the CB 100™ cleaning solution, yet specially designed for cleaning aluminum and sensitive alloys. Replaces hazardous solvents and petroleum-based products for improved health and safety in the workplace.

NSF category A1, registration #163931

Applications

- ▷ *Removing coolants and cutting oils from parts in machine shops*
- ▷ *Degreasing engine components during repair and rebuild operations*

Benefits

- ▷ *Outlasts solvent cleaners by 3-5x*
- ▷ *Shortens cleaning time*
- ▷ *Eliminates material compatibility issues*
- ▷ *Reduces workplace liability*

Features

- ▷ *Specially formulated for non-ferrous alloys*
- ▷ *Ready-to-use, non-caustic, non-hazardous, phosphate-free, and butyl-free*
- ▷ *Great cleaning power at room temperature*
- ▷ *Formulated with special corrosion protection*



Description	Size		Order No.	(M)SDS	Std. Pkg.
	Metric	US Gal			
Sprayer	500 ml	16.9 oz.	53-G 123	L-158	12
Liquid	3.78 L	1 gal	53-G 125	L-158	1
Liquid	20 L	5.2 gal	53-G 127	L-158	1
Liquid	208 L	55 gal	53-G 128	L-158	1
Liquid	1000 L	264 gal	53-G 129	L-158	1



**Aluminum
compatible**



BIO-REMEDICATING PARTS WASHING SOLUTIONS

Designed for use in parts washers with heating elements, these self-regenerating solutions contain micro-organisms that break down oils and greases into CO₂ and H₂O, with almost ZERO waste products to dispose of.

BIO-REMEDICATING PARTS CLEANER AND DEGREASER

BIO-CIRCLE® L

Bio-Circle® L is a top-selling Bio-remediating part cleaner and degreaser used in thousands of operations worldwide. Maintains its cleaning power over time, offering an economical and environmental advantage over toxic solvents and weaker water-based systems. **NSF category C1, registration #141285**

Applications

- ▷ Parts cleaning
- ▷ Facility maintenance

Benefits

- ▷ Maximum strength for life of product
- ▷ Reduces waste and disposal costs
- ▷ Creates a safer, more pleasant work environment
- ▷ No respiration equipment required

Features

- ▷ Continuously self-renewing with minimal waste streams
- ▷ Non-hazardous, Non-flammable, VOC-free
- ▷ Pleasant scent—no harsh fumes or vapors



Versatile and **safe!**



Description	Size		Order No.	(M)SDS	Std. Pkg.
	Metric	US Gal			
Liquid	20 L	5.2 gal	55-A 007	L-78	1
Liquid	208 L	55 gal	55-A 008	L-78	1
Liquid	1000 L	264 gal	55-A 009	L-78	1



EXTRA POWERFUL BIO-REMIEDIATING PARTS CLEANER AND DEGREASER

BIO-CIRCLE® ULTRA

Bio-Circle® Ultra is a bio-remediating part cleaner and degreaser. The highly effective ULTRA formula quickly removes the toughest hardened oil/grease as well as other hard to remove contaminants. Maintains its cleaning power over time, offering an economical and environmental advantage over toxic solvents and weaker water-based systems.

NSF category C1, registration #145549

Applications

- ▷ *MRO and production*
- ▷ *Rebuild and repair operations*

Benefits

- ▷ *Maximum strength for life of product*
- ▷ *Reduces waste and disposal costs*
- ▷ *Creates a safer, more pleasant work environment*
- ▷ *No respiration equipment required*



Description	Size		Order No.	(M)SDS	Std. Pkg.
	Metric	US Gal			
Liquid	20 L	5.2 gal	55-A 107	L-158	1
Liquid	208 L	55 gal	55-A 108	L-158	1
Liquid	1000 L	264 gal	55-A 109	L-158	1



Less chemical
required per cleaning

Features

- ▷ *Continuously self-renewing with minimal waste streams*
- ▷ *Non-hazardous, non-flammable, VOC-free*
- ▷ *Powered by Nature Boost™, an exclusive, highly effective natural ingredient*
- ▷ *Pleasant scent—no harsh fumes or vapors*

BIO-REMIEDIATING PART CLEANER AND DEGREASER FOR AIRCRAFT USE

BIO-CIRCLE® AERO

Bio-Circle® Aero liquid is a bio-remediating parts cleaner and degreaser designed to meet the aeronautical industry's stringent requirements. Safe for use with aluminum and other sensitive alloys.

Applications

- ▷ *Airport maintenance*
- ▷ *Aerospace parts manufacturing*

Benefits

- ▷ *Maximum strength for life of product*
- ▷ *Eliminates material compatibility issues*
- ▷ *Reduces waste and disposal costs*
- ▷ *Creates a safer, more pleasant work environment*



Description	Size		Order No.	(M)SDS	Std. Pkg.
	Metric	US Gal			
Liquid	20 L	5.2 gal	55-A 207	L-161	1
Liquid	208 L	55 gal	55-A 208	L-161	1
Liquid	1000 L	264 gal	55-A 209	L-161	1



Eliminates material
compatibility issues

Features

- ▷ *Continuously self-renewing with minimal waste streams*
- ▷ *Conforms to: Boeing D6-17487 Revision R Douglas Aircraft Company CSD No.1 (Type I) AMS 1526C*
- ▷ *Non-hazardous, non-flammable, VOC-free, pH neutral*
- ▷ *Safe for all metals and most surfaces*

PARTS WASHING MACHINES AND KITS

If you're looking to create a safer workplace without compromising performance, our Bio-Circle® MAXI industrial parts washer is built for you.

This cutting-edge cleaning and degreasing system is sturdy, reliable, low maintenance, and specially designed for water-based cleaning, allowing you to quickly power through the most demanding cleaning jobs. When paired with Bio-Circle® or CB 100™ solutions, our part washer will transform your cleaning operations, making them easy, eco-friendly, efficient and safe.



BIO-CIRCLE® MAXI

Order No.	Dimensions	Max tank capacity	Soak load capacity
55-D 600	109 cm L x 72 cm W x 96 cm (43"L x 28.5"W x 38"H)	136 L (30 gal)	136 Kg (300 lbs)

CB 100 START-UP PACKAGES



INCLUDED: 6 PAILS (20 L / 5.2 GAL.)

Name	Order No.
CB 100	55-D 615CBP
CB 100 ALU	55-D 615CBAP

INCLUDED: 1 DRUM (208 L / 55 GAL.)

Name	Order No.
CB 100	55-D 615CBD
CB 100 ALU	55-D 615CBAD

BIO CIRCLE START-UP PACKAGES



INCLUDED: 6 PAILS (20 L / 5.2 GAL.)

Name	Order No.
Bio-Circle® L	55-D 600BCLP
Bio-Circle® ULTRA	55-D 600BCUP
Bio-Circle® Aero	55-D 600BCAP

INCLUDED: 1 DRUM (208 L / 55 GAL.)

Name	Order No.
Bio-Circle® L	55-D 600BCLD
Bio-Circle® ULTRA	55-D 600BCUD
Bio-Circle® Aero	55-D 600BCAD

AUTOMATIC PARTS WASHING

An excellent substitute to solvent-based cleaners! Save on energy and costs with Low Energy Surfactant (LES) Technology! These unique surfactants can clean and degrease effectively at lower temperatures, thus generating substantial energy savings. Lower the temperature of your automated industrial parts washers today!

REGULAR

CONCENTRATED ALKALINE AUTOMATED PARTS WASHER CLEANER AND DEGREASER

STAR 200™

STAR™ 200 is a foamless demulsifying alkaline cleaner/degreaser specially formulated for cleaning iron, cast iron, steel, and stainless steel. Excellent at dissolving thick oil, grease, lubricants, and grime.

Applications

- ▷ Hot parts washers, cleaning tunnels, ultrasonic baths, turntable washers, spray cabinets, and agitated tanks
- ▷ Maintenance, repair, and cleaning applications

Benefits

- ▷ Less chemical required per cleaning
- ▷ Lasts longer
- ▷ Saves money
- ▷ Lowers energy costs

Features

- ▷ Highly concentrated - dilutable up to 1:200
- ▷ Lower energy cost, saves money
- ▷ Short term built-in corrosion inhibitors

Less chemical required per cleaning



Description	Size		Order No.	(M)SDS	Std. Pkg.
	Metric	US Gal			
Liquid	20 L	5.2 gal	53-G 067	L-107	1
Liquid	208 L	55 gal	53-G 068	L-107	1
Liquid	1000 L	264 gal	53-G 069	L-107	1



ALUMINIUM COMPATIBILITY**AUTOMATED PARTS WASHER CLEANER AND DEGREASER FOR NON-FERROUS ALLOYS****ALUSTAR 200™**

Alustar™ 200 is a foamless demulsifying cleaner/degreaser that dissolves and removes thick oil, grease, lubricants, and grime from aluminum and other nonferrous alloys. Ideal for applications that are subject to strict cleaning specifications.

NSF category A8, registration #145452

Applications

- ▷ Automated and semi-automated hot parts washers, cleaning tunnels, ultrasonic baths, turntable washers, spray cabinets, and agitated tanks
- ▷ Removing cutting oils after machining



Description	Size		Order No.	(M)SDS	Std. Pkg.
	Metric	US Gal			
Liquid	3.78 L	1 gal	53-G 705	L-79	1
Liquid	20 L	5.2gal	53-G 707	L-79	1
Liquid	208 L	55 gal	53-G 708	L-79	1
Liquid	1000 L	264 gal	53-G 709	L-79	1

HEAVY-DUTY**HEAVY-DUTY AUTOMATED PARTS WASHER CLEANER AND DEGREASER FOR NON-FERROUS ALLOYS****ALUSTAR 300™**

Alustar™ 300 is a foamless demulsifying cleaner/ degreaser that easily dissolves and removes persistent oil, grease, lubricants and grime from aluminum, steel, and stainless steel. Excellent for heavy-duty maintenance, repair, and operations cleaning applications.

NSF category A8, registration #145453

Applications

- ▷ Automated and semi-automated hot parts washers, cleaning tunnels, ultrasonic baths, turntable washers, spray cabinets, and agitated tanks
- ▷ Heavy-duty maintenance, repair, and cleaning applications

Benefits

- ▷ Less chemical required per cleaning
- ▷ Lasts longer
- ▷ Saves money
- ▷ Lowers energy costs



Description	Size		Order No.	(M)SDS	Std. Pkg.
	Metric	US Gal			
Liquid	20 L	5.2 gal	53-G 757	L-106	1
Liquid	208 L	55 gal	53-G 758	L-106	1
Liquid	1000 L	264 gal	53-G 759	L-106	1



Lower energy cost

Benefits

- ▷ Less chemical required per cleaning
- ▷ Lasts longer
- ▷ Saves money
- ▷ Lowers energy costs

Features

- ▷ Highly concentrated - dilutable up to 1:200
- ▷ Phosphate-free
- ▷ Biodegradable



Lasts longer!

Features

- ▷ Highly concentrated - dilutable up to 1:200
- ▷ Short term protection

MULTI-PURPOSE CLEANERS AND DEGREASERS

Family of cleaning and degreasing products that are ideal for various applications conducted at room temperature. Save time and money with the Low Energy Surfactant (LES) technology which allows the product to achieve optimal results at ambient temperature.

CONCENTRATED INDUSTRIAL CLEANER AND DEGREASER – FOAMING

UNO™ S

UNO™ S is a highly concentrated, powerful foaming cleaner/degreaser that lifts dirt and grease fast. Ideal for manual spraying applications. Excellent substitute for solvent-base cleaners.

NSF category A1, registration #142608

Applications

- ▷ Cleaning stainless steel equipment in food industry
- ▷ Removal of cutting fluids, stamping oils and grease



Description	Size		Order No.	(M)SDS	Std. Pkg.
	Metric	US Gal			
Sprayer	500 ml	16.9 oz.	53-G 033	L-143	12
Liquid	3.78 L	1 gal	53-G 035	L-143	1
Liquid	20 L	5.2 gal	53-G 037	L-143	1
Liquid	208 L	55 gal	53-G 038	L-143	1
Liquid	1000 L	264 gal	53-G 039	L-143	1

IMPROVED FORMULA!

Versatile and **safe!**



Benefits

- ▷ Versatile — can be used for a variety of applications
- ▷ Less chemical required per cleaning
- ▷ Creates a safer, healthier work environment

Features

- ▷ Non-flammable, phosphate-free
- ▷ Improved formula
- ▷ Foaming action for increased contact time
- ▷ Dilutable up to 1:50

CONCENTRATED INDUSTRIAL CLEANER AND DEGREASER – FOAMLESS

UNO™ SF

UNO™ SF is a highly concentrated, powerful foamless cleaner/degreaser that can cut through dirt and grease throughout your facility. Uses range from floor washing and pressure washing of large parts to automatic parts washers. Excellent substitute for solvent-base cleaners. **NSF category A1, registration #142609**

Applications

- ▷ Cleaning of stainless steel equipment
- ▷ Removal of cutting fluids, stamping oils and grease



Description	Size		Order No.	(M)SDS	Std. Pkg.
	Metric	US Gal			
Sprayer	500 ml	16.9 oz.	53-G 023	L-48	12
Liquid	3.78 L	1 gal	53-G 015	L-48	1
Liquid	20 L	5.2 gal	53-G 017	L-48	1
Liquid	208 L	55 gal	53-G 018	L-48	1
Liquid	1000 L	264 gal	53-G 019	L-48	1



Less chemical required per cleaning

Benefits

- ▷ Versatile — can be used for a variety of applications
- ▷ Less chemical required per cleaning
- ▷ Creates a safer, healthier work environment

Features

- ▷ Non-flammable
- ▷ Low Energy Surfactant Technology cleans at lower temperatures
- ▷ Dilutable up to 1:40


READY-TO-USE**HEAVY-DUTY CLEANER, DEGREASER AND DISINFECTANT**

Powerful multi purpose ready-to-use surface disinfecting solution that tackles the toughest contaminants while simultaneously eliminating 99.99% of harmful germs and viruses.

NSF category D1, registration #163370

Applications

- ▷ *Ideal for trigger sprayer applications, parts cleaning, floor cleaning and pressure washing*
- ▷ *Ready-to-use formula, no need for dilution*
- ▷ *To clean, spray on soiled surface and wipe clean*
- ▷ *Effectively works on hard, non-porous surfaces*



Description	Size		Order No.	(M)SDS	Std. Pkg.
	Metric	US Gal			
Sprayer	500 ml	16.9 oz.	53-G 083	L-88	12
Sprayer	946 ml	32 oz.	53-G 084	L-88	12
Liquid	3.78 L	1 gal	53-G 085	L-88	4
Liquid	20 L	5.2 gal	53-G 087	L-88	1
Liquid	208 L	52.8 gal	53-G 088	L-88	1

**Benefits**

- ▷ *Kills 99.99% of germs and viruses*
- ▷ *Starts cleaning on contact and leaves no residue*
- ▷ *Cleans oils, grease, organic contaminants, dust, smoke and more*
- ▷ *Eco-friendly / biodegradable*

Features

- ▷ *No fragrance / No alcohol smell*
- ▷ *Free of harsh chemicals or fumes*
- ▷ *0.2% Quaternary Ammonium active ingredient*
- ▷ *DIN 02502585*

READY-TO-USE**SCRUBBING, DISINFECTING AND DEGREASING SURFACE TOWELS**

The scrubbing and degreasing wipes cleans and emulsifies to breakdown tough greases that are bound on all surfaces.

Applications

- ▷ *Ideal for scrubbing applications*

Benefits

- ▷ *Removes tough greases*
- ▷ *Stronger and tougher material*

Features

- ▷ *Dual textured heavy-duty wipes*
- ▷ *Kills Germs and 99.99% bacteria and viruses*
- ▷ *Contains corrosion inhibitor*
- ▷ *DIN 02516594*



Description	Count	Order No.
Canister	80 wipes	53-G 615
Canister	140 wipes	53-G 616

**Stronger
& tougher!**



CLEANING, LUBRICATING AND TEMPORARY PROTECTION

A multi-functional maintenance cleaner, lubricant and protector safe to use on all metals.

CLEANER/LUBRICANT/PROTECTOR

OMNI™

Multifunctional maintenance cleaner/lubricant/protector. Excellent penetrating and lubricating capability. Protects surfaces from oxidation. **NSF category A8, registration #142610**

Applications

- ▷ Dissolving light rust and graphite
- ▷ Loosening rusted and seized hardware



All Metals

Description	Size		Order No.	(M)SDS	Std. Pkg.
	Metric	US Gal			
Aerosol	480 ml	16.2 fl.oz.	53-X 002	L-73	12
Sprayer	500 ml	16.9 oz.	53-X 003	L-74	12
Liquid	3.78 L	1 gal	53-X 005	L-74	1
Liquid	20 L	5.2 gal	53-X 007	L-74	1
Liquid	208 L	55 gal	53-X 008	L-74	1
Liquid	1000 L	264.6 gal	53-X 009	L-74	1

ACCESSORIES	Order No.
Industrial pump sprayer	53-L 120
Spout for 20 L square plastic pail	53-L 207
Spout for 208 L plastic drum 2" NPT	53-L 209
Empty refillable trigger sprayer for OMNI	53-L 314
Bio-Circle® Powercloth microfiber / Pack of 10	57-M 001



Cleans, penetrates, lubricates and protects **in one easy step!**

Benefits

- ▷ Cleans, penetrates, lubricates, and protects in one easy step
- ▷ Versatile – can be used for multiple maintenance applications
- ▷ Reduces rework
- ▷ Creates a safer, healthier work environment

Features

- ▷ Non-flammable, silicone-free, Teflon-free
- ▷ Dielectric strength 350 V/mil



HEAVY-DUTY TAR AND BITUMEN REMOVERS

For removing very tough contaminants such as tar, bitumen, carbon and asphalt.

FOR DIFFICULT CONTAMINANTS

HIGH STRENGTH CITRUS CLEANER/DEGREASER

SC 400™

Formulated with citrus peel extracts, SC 400™ is a heavy-duty, powerful, fast-acting alternative to petroleum-based solvent cleaners. Easily removes tar, bitumen, grease, lubricants, and oils.

Applications

- ▷ *Cleaning machine parts, tools, pumps, gears*
- ▷ *Not for use on plastics, rubber, and other solvent-sensitive materials*

Benefits

- ▷ *Cuts through contaminants quickly and effectively*
- ▷ *Slow drying formula covers larger surface areas*
- ▷ *Safer than more flammable alternatives*



All Metals

Description	Size		Order No.	(M)SDS	Std. Pkg.
	Metric	US Gal			
Sprayer	500 ml	16.9 oz.	53-G 513	L-68	12
Liquid	3.78 L	1 gal	53-G 516	L-68	1
Liquid	20 L	5.2 gal	53-G 517	L-68	1
Liquid	200 L	52.8 gal	53-G 518	L-68	1



Cuts through contaminants **quickly and effectively**



Features

- ▷ *Formulated with 100% natural and renewable ingredients*
- ▷ *Low residue, slow drying*

FOR DIFFICULT CONTAMINANTS

HEAVY-DUTY CITRUS DEGREASER

Cleans and emulsifies to breakdown difficult contaminants such as asphalt, bunker, carbon, grease, oil and tar residue that are bound to the surfaces. **NSF category K1, registration #163464**

Applications

- ▷ *Spray application recommended to be used straight on soiled surfaces*
- ▷ *Recommended to clean soiled concrete floors, hydrocarbons, tar, bunkers, piping soil, etc.*
- ▷ *Great for paving, mining equipment*

NSF



All Metals

Description	Size		Order No.	(M)SDS	Std. Pkg.
	Metric	US Gal			
Sprayer	500 ml	16.9 oz.	53-G 533	L-187	12
Sprayer	946 ml	32 oz.	53-G 534	L-187	12
Liquid	3.78 L	1 gal	53-G 535	L-187	1
Liquid	20 L	5.2 gal	53-G 537	L-187	1
Liquid	208 L	52.8 gal	53-G 538	L-187	1

High
flashpoint



Benefits

- ▷ *Leaves no residue*
- ▷ *High flashpoint*
- ▷ *Biodegradable*

Features

- ▷ *With natural solvent & D-Limonene*
- ▷ *No need for dilution*
- ▷ *Reduction of the volume of waste, without presence of water in the oil*

FOR ANY TEMPERATURE

ALL WEATHER TAR AND BITUMEN DEGREASER

ALL-SEASON™

ALL-SEASON™ is a less toxic alternative to solvent cleaning for tough applications, even at the most extreme temperatures. Bitumen, tar and asphalt don't stand a chance even at cold temperatures. ALL-SEASON™ is the perfect alternative to solvent based and d-limonene based cleaners.

Applications

- ▷ Can be used in spray applications for manual cleaning or pressure washing for large surface applications
- ▷ Provides high solvency for fast and easy removal of tough contaminants: grease, oils, tar, asphalt and bitumen

Benefits


- ▷ High-strength formulation, fast acting, very effective
- ▷ Ready-to-use formulation, no dilution required
- ▷ Safe on all metals, non-corrosive

Features

- ▷ Formulated to clean at any temperature, from -50°C (-58°F) to over 100°C (212°F)
- ▷ Separates from water for easier recovery of waste



Description	Size		Order No.	(M)SDS	Std. Pkg.
	Metric	US Gal			
Sprayer	500 ml	16.9 oz.	53-G 553	L-75	12
Liquid	3.78 L	1 gal	53-G 555	L-75	1
Liquid	20 L	5.2 gal	53-G 557	L-75	1
Liquid	208 L	55 gal	53-G 558	L-75	1
Liquid	1000 L	264 gal	53-G 559	L-75	1



*High strength,
fast acting*

ACCESSORIES	Order No.
Industrial pump sprayer	53-L 120
Spout for 20 L pail	53-L 207
Spout for 20 L round metal pail and 200 L metal drum ¾" NPT	53-L 208
Spout for 208 L drum	53-L 209
Empty refillable trigger sprayer for SC 400	53-L 313
Bio-Circle Air Drying Gun	55-B 085
Replacement sprayer, 500 ml	53-L 318



HEAVY-DUTY INK AND PAINT REMOVERS

For removing ink, adhesive and other contaminants.

FOR ADHESIVES

HIGH STRENGTH ADHESIVE AND INK REMOVER

SC 400 FOAM™

SC 400™ Foam is a high strength solvent with which adhesive substances even when hardened can be removed. Special additives enable a long-lasting depth effect of the solvent so that even the most difficult dried adhesive films can be cleaned.

NSF category K3, registration #156603

Applications

- ▷ *Cleaning machine parts, tools, pumps, gears*
- ▷ *Not for use on plastics, rubber, and other solvent-sensitive materials*



Glass and Mirror All Metals

Description	Size		Order No.	(M)SDS	Std. Pkg.
	Metric	US Gal			
Aerosol	400 ml	11.5 oz.	53-G 512	L-171	12



Suitable for metal, wood, ceramics and glass

Benefits

- ▷ *Removes labels, adhesive, sealing materials, carbon residues, lacquers, greases, oils, resin, tar, lubricant and sliding means residues*
- ▷ *Suitable for metal, wood, ceramics, glass*
- ▷ *The corrosion protection agent protects the metal surface on bare metal parts*

Features

- ▷ *Special additives to enable long-lasting depth effect*
- ▷ *Colourless*

CONCENTRATED

HIGH STRENGTH NATURAL SOLVENT PRO CLEAN™

Made from bio-renewable extracts, PRO CLEAN™ is a powerful, 100% concentrated solvent that removes hard-to-clean contaminants. Its Nature Boost™ formula quickly and easily removes paint, ink, adhesives, anti-corrosion waxes, resins and tar.

NSF category K3, registration #146172



Steel Plastic Alu.

Description	Size		Order No.	(M)SDS	Std. Pkg.
	Metric	US Gal			
Sprayer	500 ml	16.9 oz.	53-G 523	L-169	12
Liquid	3.78 L	1 gal	53-G 525	L-169	1
Liquid	20 L	5.2 gal	53-G 527	L-169	1
Liquid	208 L	55 gal	53-G 528	L-169	1



Safer to handle than toxic and volatile solvents!

Benefits

- ▷ *Creates a safer, more pleasant work environment*
- ▷ *Safer to handle than toxic and volatile solvents*
- ▷ *Improves sustainability*
- ▷ *Reduces workplace liability*

Features

- ▷ *Formulated with natural and bio-renewable ingredients*
- ▷ *Test before use on rubber*
- ▷ *Fast acting, very effective*

GLASS CLEANER

Spotless cleaning with fast drying cleaner.

FOAMING GLASS CLEANER

FT 100™

FT 100™ is a surfactant-free, fast-drying cleaning agent that removes light oil, pollution, dust, fingerprints, felt pen, and pencil residues from glass, mirror or whiteboards. **NSF category A1, registration #156602**

Applications

- ▷ Final step before any treatment in process (painting, varnish, sealing, gluing, coating, etc.)
- ▷ Final step before showcasing a final product

Benefits

- ▷ Leaves no residue, streaks or stains
- ▷ Ready to use

Features

- ▷ Fast drying




Leaves no **residue**, streaks or stains



Stainless Steel Glass and Mirror

Description	Size		Order No.	(M)SDS	Std. Pkg.
	Metric	US Gal			
Aerosol	400 ml	13.5 oz.	53-G 182	L-172	12



RUST-REMOVAL SOLUTIONS

Breaks down rust from metallic surfaces without the need of abrasives.

RUST AND MINERAL

RUST AND MINERAL REMOVER + BRIGHTENER POWER CLEANER 100™

Highly concentrated cleaner/ brightener that quickly breaks down rust, dissolves limescale, eliminates mineral deposits, and brightens metallic surfaces. **NSF category A3, registration #141944**

Applications

- ▷ Removing rust, limescale, and mineral deposits on sheet metal, metallic structures, heating coils, pumps, heat exchanger plates, and storage tanks
- ▷ Brightening metallic surfaces

Benefits

- ▷ Fast acting
- ▷ Easier and more efficient than manual rust removal
- ▷ No need to salvage rusted parts or equipment

Features

- ▷ Phosphoric Acid based: does not contain nitric, hydrofluoric or hydrochloric acid
- ▷ Fully restores dull or tarnished metal surfaces
- ▷ Can be diluted up to 1:40 with water
- ▷ Light oxidation




Rusted parts or equipment **can now be salvaged!**



Description	Size		Order No.	(M)SDS	Std. Pkg.
	Metric	US Gal			
Sprayer	500 ml	16.9 oz.	53-G 253	L-23	12
Liquid	3.78 L	1 gal	53-G 255	L-23	1
Liquid	20 L	5.2 gal	53-G 257	L-23	1
ACCESSORIES			Order No.		
Spout for 20 L square plastic pail			53-L 207		
Empty refillable trigger sprayer for POWER CLEANER 100			53-L 309		

Tech tip!

Don't forget to neutralize with
STAINLESS STEEL CLEANER FT 100™



HEAVY RUST (SOAKING)
NON-CAUSTIC RUST REMOVER
BIO-RUST™

Non-caustic rust removers that safely eliminates rust on all ferrous alloys. **NSF category A2, registration #146173**

Applications

- ▷ Removal of rust and other metallic particles
- ▷ We recommend degreasing parts before using it

Benefits

- ▷ Reduces scrap rate
- ▷ Requires less time and effort than abrasives
- ▷ Safe to handle and store



Description	Size		Order No.	(M)SDS	Std. Pkg.
	Metric	US Gal			
Sprayer	500 ml	16.9 oz.	53-G 243	L-134	12
Liquid	20 L	5.2 gal	53-G 247	L-134	1
Liquid	208 L	55 gal	53-G 248	L-134	1
ACCESSORIES			Order No.		
Chrome plated drum pump			53-L 116		
Spout for 20 L square plastic pail			53-L 207		
Spout for 208 L plastic drum 2" NPT			53-L 209		

Features

- ▷ Removes rust without attacking surface material
- ▷ Non-flammable, phosphate-free
- ▷ Non-hazardous — OSHA and WHMIS compliant
- ▷ Soak for best results (up to 24h)

SURFACE PREPARATION CLEANERS

Make your parts spotless before painting, priming, coating, bonding, corrosion protection, metalizing or delivery.

PRE-COATING PREPARATION

SURFACE PREPARATION CLEANER

FT 200™

FT 200™ prepares metallic surfaces for painting, priming, coating, bonding, corrosion protection, metalizing, welding, and a variety of other processes. Evaporates after it's wiped off surfaces. Lasts 7x longer than traditional fast-evaporating surface preparation solvents such as acetone. **NSF category A1, registration #142612**

Applications

- ▷ Preparing metallic surfaces prior to coating
- ▷ Removal of light contaminants such as processing oils, anticorrosion oils, and light waxes

Benefits

- ▷ Increased surface coverage
- ▷ Improves adhesion quality in coating applications
- ▷ A safer alternative to traditional solvents




Improves adhesion quality in coating applications!



Description	Size		Order No.	(M)SDS	Std. Pkg.
	Metric	US Gal			
Sprayer	500 ml	16.9 oz.	53-G 173	L-128	12
Liquid	20 L	5.2 gal	53-G 177	L-128	1
Liquid	208 L	55 gal	53-G 178	L-128	1

Features

- ▷ Low VOC (7% content)
- ▷ Residue-free after wiping



STAINLESS STEEL SOLUTIONS

For removing any residue from stainless steel surfaces and provide spotless finish. Cleans, shines and protects all surfaces. Excellent solvent of oils, greases, soluble ink and certain oily inks. Leaving you with no residues, streaks or stains!

SURFACE CLEANER

STAINLESS STEEL SURFACE PREPARATION CLEANER

FT 100™

FT 100™ is a surfactant-free, fast-drying cleaning agent that removes light oil pollution, dust, fingerprints, felt pen, and pencil residues. **NSF category A1, registration #154672**

Applications

- ▷ Final step before any treatment in process (painting, varnish, sealing, gluing, coating, etc.)
- ▷ Final step before showcasing a final product

Benefits

- ▷ Leaves no residue, streaks, or stains
- ▷ Ready to use



Description	Size		Order No.	(M)SDS	Std. Pkg.
	Metric	US Gal			
Sprayer	500 ml	16.9 oz.	53-G 183	L-167	12
Liquid	20 L	5.2 gal	53-G 187	L-167	1
Liquid	208 L	55 gal	53-G 188	L-167	1



Leaves no **residue**, streaks or strains

Features

- ▷ Fast acting, fast drying
- ▷ VOC compliant (per CARB 310)
- ▷ Great acid neutralizer
- ▷ Surfactant-free



SURFACE CLEANER

STAINLESS STEEL CLEANER AND BRIGHTENER

E-NOX CLEAN™

E-NOX CLEAN™ is a highly concentrated gel formulation cleaner that removes tarnish, rust, and mineral deposits and brightens surfaces. Outperforms abrasives while saving time and energy. **NSF category A3, registration #142614**

Applications

- ▷ Brightening stained and exposed finishes
- ▷ Cleaning of food and pharmaceutical equipment



Description	Size		Order No.	(M)SDS	Std. Pkg.
	Metric	US Gal			
Gel, sprayer	500 ml	16.9 oz.	53-G 303	L-59	12
Liquid	3.78 L	1 gal	53-G 305	L-59	1
Liquid	20 L	5.2 gal	53-G 307	L-59	1
Liquid	208 L	55 gal	53-G 308	L-59	1

Fast acting and **improves efficiency**

Tech tip!

Don't forget to neutralize with STAINLESS STEEL CLEANER FT 100™



Benefits

- ▷ Fast acting
- ▷ Clean, precise application minimizes dripping
- ▷ Improves efficiency

Features

- ▷ Non-flammable
- ▷ Phosphoric acid: Free of nitric and hydrochloric acid
- ▷ Gel sticks to vertical surfaces

CLEANER AND PROTECTOR**STAINLESS STEEL CLEANER AND PROTECTOR****E-NOX SHINE™**

E-NOX SHINE™ is a surface cleaner designed to remove light contaminants such as dust, light oils, and fingerprints prior to shipping. Creates a thin, invisible protective film to preserve the quality of your work until it reaches its final destination.

NSF category A7, C1, registration #131393

Applications

- ▷ Removing oil, carbon, light dirt, and fingerprints
- ▷ Brightening and protecting indoor finishes

Benefits

- ▷ Gives finished work a polished, flawless look

Features

- ▷ Non-flammable, silicone-free, phosphate-free
- ▷ Uniform finish, no streaking
- ▷ Ready to use



Description	Size		Order No.	(M)SDS	Std. Pkg.
	Metric	US Gal			
Sprayer	500 ml	16.9 oz.	53-G 403	L-102	12
Liquid	3.78 L	1 gal	53-G 405	L-102	1
Liquid	20 L	5.2 gal	53-G 407	L-102	1
Liquid	208 L	55 gal	53-G 408	L-102	1



Gives finished work a polished, flawless look!

CLEANER AND PROTECTOR**STAINLESS STEEL CLEANER**

Excellent solvent of oils, greases, soluble ink and certain oily inks. Leaves no residue, streaks or stains. Designed to be fast acting and fast drying.

Applications

- ▷ Stainless steel manufacturing
- ▷ Aluminum manufacturing
- ▷ Also works great on brass and copper
- ▷ Cleans and polish equipment in institutional or food processing, farm equipment or elevator doors



Description	Size		Order No.	(M)SDS	Std. Pkg.
	Metric	US Gal			
Aerosol	500 ml	16.9 oz.	53-G 412		1

**Benefits**

- ▷ Leaves no residue, streaks or stains
- ▷ Contains no wax or harsh abrasives
- ▷ Cleans without abrasives or heavy creams

Features

- ▷ Polish, shines and protects
- ▷ Protects from rusting, corrosion and discoloration
- ▷ VOC compliant (per CARB 310)

AEROSOL CAN REFILL STATIONS

Convenient, cost effective, easy to use refillable aerosol cans. Helpful for reducing the costs associated with the disposal of harmful aerosol cans as well as your environmental impact.

CLEANER/LUBRICANT/PROTECTOR

AIR FORCE OMNI™

- ▷ *Non-flammable, silicone-free, teflon-free*
- ▷ *High flash point 125 °C (275 °F)*

Metric	Size		Order No.
	US Gal		
20 L	5.3 gal		53-M 012AF0BB
200 L	52.8 gal		53-M 012AF0D



The 20L / 5.3 gal. start-up package includes:

- Air Force station
- 1 x 53-X 007 OMNI 20 L / 5.3 gal
- 1 x 53-M 058 pail adaptor
- 6 x 53-M 132 refillable bottles

The 200L / 52.8 gal. start-up package includes:

- Air Force station
- 1 x 53-X 008 OMNI 200 L / 52.8 gal
- 1 x 53-M 058 pail adaptor
- 6 x 53-M 132 refillable bottles

PLASTIC-SAFE, FAST-EVAPORATING PARTS DEGREASER

AIR FORCE AF-PL™

- ▷ *Cost-effective brake cleaner alternative*
- ▷ *Safe for most plastics and rubber compounds*
- ▷ *Non-chlorinated solvents penetrate and displace moisture*

Metric	Size		Order No.
	US Gal		
20 L	5.3 gal		53-M 012AFPLP
200 L	52.8 gal		53-M 012AFPLD



The 20L / 5.3 gal. start-up package includes:

- Air Force station
- 1 x 53-C 557 AF-PL 20 L / 5.3 gal
- 1 x 53-M 041 pail adaptor
- 6 x 53-M 101 refillable bottles

The 200L / 52.8 gal. start-up package includes:

- Air Force station
- 1 x 53-C 558 AF-PL 200 L / 52.8 gal
- 1 x 53-M 038 drum adaptor
- 6 x 53-M 101 refillable bottles

ALL NATURAL CLEANER AND DEGREASER

AIR FORCE CB 100™

- ▷ *Ready-to-use, non-caustic, non-hazardous, phosphate-free, and butyl-free*
- ▷ *Cuts through contaminants most solvents can't touch*
- ▷ *Great cleaning power at room temperature*
- ▷ *VOC-free*

Metric	Size		Order No.
	US Gal		
208 L	55 gal		57-D 058



The start-up package includes:

- Air Force station
- 1 x 53-G 168 CB 100 208 L / 55 gal
- 4 x 53-B 105 refillable bottles
- 1 x 53-M 038 drum adapter

OPTIONAL NOZZLES	ORDER NO.
Wide spray	53-M 022
Long extension tube	53-M 052
Red nozzle-narrow spray	53-M 023

ACCESSORIES	ORDER NO.
Air refilling station	53-M 010
Air nozzle	53-M 015
Replacement valve kit (includes 2 valves and 2 spray tips)	53-M 030
Brass screw cap	53-M 037

ACCESSORIES	ORDER NO.
Replacement filling valve	53-M 039
Pail adaptor	53-M 041
Drum adaptor	53-M 038
Safety valve	53-M 025

Corrosion Inhibitor

For STAR™ and UNO™ family of aqueous cleaners
Provides additional corrosion protection when used with aqueous cleaners. Is concentrated, 100% active ingredients and is foamless.

Applications

- ▷ Use with any UNO™ and STAR™ Cleaning Solution
- ▷ Add to cleaning solution and/or rinsing water



Description	Size		Order No.	(M)SDS	Std. Pkg.
	Metric	US Gal			
Sprayer	950 ml	32.1 fl.oz.	53-G 001	L-56	1
Liquid	20 L	5.2 gal	53-G 927	L-56	1
Liquid	208 L	55 gal	53-G 928	L-56	1



Features

- ▷ Non-flammable. Non-hazardous
- ▷ Solvent, phosphate and butyl-free
- ▷ Protects steel parts and equipment from flash-rust

Defoamer additive

For STAR™ and UNO™ family of aqueous cleaners
Quick and permanent foam dissipation for aqueous cleaners.
Comes concentrated with a suggested dilution rate of 0.5% to 1%.



Description	Size		Order No.	(M)SDS	Std. Pkg.
	Metric	US Gal			
Sprayer	950 ml	32.1 fl.oz.	53-G 002	L-57	1
Liquid	20 L	5.2 gal	53-G 937	L-57	1



Features

- ▷ Silicone-free
- ▷ Eliminates all foaming with water-based products


Titration Kit

For use with STAR™ and UNO™ family of products
High concentration cleaning solutions such as the STAR™ and UNO™ family can be diluted with water to alter the cleaning strength of the product. With the titration kit, you can easily determine the exact level of concentration of your solution to maintain a high level of cleaning productivity.

Applications

- ▷ For use with automated mechanical cleaning systems
- ▷ For immersion tank

Order No.	(M)SDS	Std. Pkg.
53-L 160	L-145 L-144	1



Proportioning system

Offers a complete system for dispensing bulk aqueous cleaners. It will automatically dilute the solution and fill spray bottles, buckets and other containers.

Order No.	Std. Pkg.
53-L 162	1

Features

- ▷ 2 high flow (bucket feed)
- ▷ 2 low flow (bottle feed)
- ▷ Push button activated
- ▷ Metering tips from 350:1 to 3.5:1 at 3.5 GPM

SURFACE DISINFECTING SOLUTIONS

Health Canada authorized, high strength formulas to clean and disinfect hard surfaces.

CONCENTRATED

CONCENTRATED CLEANER, DEGREASER AND DISINFECTANT

A cost effective powerful multi purpose concentrated surface disinfecting solution that tackles the toughest contaminants while simultaneously eliminating 99.99% of harmful germs and viruses.

Applications

- ▷ Safe to use on most surfaces (metals and plastics)

Benefits

- ▷ Kills 99.99% of viruses and germs
- ▷ Foamless formulation
- ▷ Built-in corrosion inhibitors to prevent flash rusting



Plastic All Metals



Description	Size		Order No.	(M)SDS	Std. Pkg.
	Metric	US Gal			
Sprayer	500 ml	16.9 oz.	53-G 093	L-89	12
Sprayer	946 ml	32 oz.	53-G 094	L-89	12
Liquid	3.78 L	1 gal	53-G 095	L-89	4
Liquid	20 L	5.2 gal	53-G 097	L-89	1
Liquid	208 L	52.8 gal	53-G 098	L-89	1

Features

- ▷ Highly concentrated. Can be diluted 11:1
- ▷ 2.4% Quaternary Ammonium active ingredient
- ▷ VOC-free
- ▷ Non-flammable
- ▷ DIN 2506033



NO RINSE**70% ALCOHOL
SURFACE DISINFECTANT**

A convenient formulation for disinfecting hard surfaces that are handled regularly without the need to wipe or rinse. Removes light contaminants off frequently touched surfaces.


NSF category K1, registration #161896

Applications

- ▷ For cleaning hard surfaces such as tables, chairs, desks, railings, charging stations, appliances, floors and more
- ▷ One step, no rinse solution
- ▷ Safe on most plastics (test first)

Benefits

- ▷ Fast and effective
- ▷ Kills harmful germs and bacteria
- ▷ Leaves a residue-free finish
- ▷ Comes in trigger sprayer format for convenience



Description	Size		Order No.	(M)SDS	Std. Pkg.
	Metric	US Gal			
Sprayer	500 ml	16.9 oz.	53-K 113	L-90	12
Sprayer	946 ml	32 oz.	53-K 114	L-90	12
Liquid	3.78 L	1 gal	53-K 115	L-90	4
Liquid	20 L	5.2 gal	53-K 117	L-90	1
Liquid	208 L	52.8 gal	53-K 118	L-90	1

**Features**

- ▷ Best quality odorless Food Grade and Pharmaceutical (USP) alcohol
- ▷ DIN 02517426

**WIPES****DISINFECTANT CLEANER
DEGREASER SURFACE WIPES**

The Disinfectant Cleaner Degreaser Surface Wipes are made with the active ingredient Quaternary Ammonium. These ready-to-use, drip free wipes are great for removing grease and dirt.

Applications

- ▷ Single use disposable wipes
- ▷ Great for hard surfaces (metals, plastics, etc.)

Benefits

- ▷ Kills 99.99% of bacteria, germs and viruses
- ▷ Ready-to-use and drip free



Description	Count	Order No.	(M)SDS	Std. Pkg.
Canister	80 wipes	53-G 055	L-87	16
Canister	150 wipes	53-G 056	L-87	12
Bucket	300 wipes	53-G 058	L-87	4

**Features**

- ▷ Specially formulated to be used without PPE
- ▷ 0.15% Quaternary Ammonium active ingredient
- ▷ VOC-free
- ▷ Non-flammable
- ▷ DIN 02509024

HAND SANITIZING SOLUTIONS

WALTER's hand sanitizers are made in Canada with the best quality alcohol that is both Food and Pharmaceutical (USP) grade ensuring to keep you safe. A fast and easy method for sanitizing and cleaning hands without the need for water, soap or rinsing.

LIQUID

ALCOHOL LIQUID HAND SANITIZER

Get a sanitizer you can trust with WALTER. These fragrance-free and citrus liquid solutions come in an array of formats, and are your easy method for sanitizing and cleaning hands on the go.

Applications

- ▷ Intended for disinfecting hands
- ▷ A ready-to-use formula

Benefits

- ▷ Kills harmful germs and bacteria
- ▷ Leaves hands non-sticky and residue free
- ▷ Added vitamin E to keep hands moisturized (70% formula only)

Features

- ▷ Best Quality Odorless Food Grade and Pharmaceutical (USP) alcohol
- ▷ NPN 80098560 (70% with moisturizers and Vitamin E) and NPN 80101425 (80%-W.H.O. recommended formula)
- ▷ 3 different formulations available
- ▷ Made in Canada



	Description	Size		Order No.	(M)SDS	Std. Pkg.
		Metric	US Gal			
Citrus	70% Mister	118 ml	4 oz.	53-K 331	L-183	24
	70% Mister	350 ml	11.8 oz.	53-K 332	L-183	12
	70% Sprayer	500 ml	16.9 oz.	53-K 333	L-183	12
	70% Sprayer	946 ml	32 oz.	53-K 334	L-183	12
	70% Liquid	3.78 L	1 gal	53-K 335	L-183	4
	70% Liquid	20 L	5.2 gal	53-K 337	L-183	1
	70% Liquid	208 L	52.8 gal	53-K 338	L-183	1
Fragrance-Free	70% Mister	118 ml	4 oz.	53-K 321	L-182	24
	70% Mister	350 ml	11.8 oz.	53-K 322	L-182	12
	70% Sprayer	500 ml	16.9 oz.	53-K 323	L-182	12
	70% Sprayer	946 ml	32 oz.	53-K 324	L-182	12
	70% Liquid	3.78 L	1 gal	53-K 325	L-182	4
	70% Liquid	20 L	5.2 gal	53-K 327	L-182	1
	70% Liquid	208 L	52.8 gal	53-K 328	L-182	1
	80% Mister	118 ml	4 oz.	53-K 211	L-178	24
	80% Mister	350 ml	11.8 oz.	53-K 212	L-178	12
	80% Sprayer	500 ml	16.9 oz.	53-K 213	L-178	12
	80% Sprayer	946 ml	32 oz.	53-K 214	L-178	12
	80% Liquid	3.78 L	1 gal	53-K 215	L-178	4
	80% Liquid	20 L	5.2 gal	53-K 217	L-178	1
	80% Liquid	208 L	52.8 gal	53-K 218	L-178	1

GEL

ALCOHOL HAND SANITIZER GEL

Get a sanitizer you can trust with WALTER. These fragrance-free and citrus liquid solutions come in an array of formats, and are your easy method for sanitizing and cleaning hands on the go.

NSF category E3, registration #163578

Applications

- ▷ Intended for disinfecting hands
- ▷ A ready-to-use formula

Benefits

- ▷ Kills harmful germs and bacteria
- ▷ Leaves hands non-sticky and residue free
- ▷ Added vitamin E to keep hands moisturized (70% formula only)

Features

- ▷ Best Quality Odorless Food Grade and Pharmaceutical (USP) alcohol
- ▷ NPN 80101551 (70% with moisturizers and vitamin E) and NPN 80101572 (80%)
- ▷ 3 different formulations available
- ▷ Made in Canada



	Description	Size		Order No.	(M)SDS	Std. Pkg.
		Metric	US Gal			
Citrus	70% Flip Cap	118 ml	4 oz.	53-K 351	L-185	24
	70% Flip Cap	350 ml	11.8 oz.	53-K 352	L-185	12
	70% Pump	500 ml	16.9 oz.	53-K 353	L-185	12
	70% Pump	946 ml	32 oz.	53-K 354	L-185	12
	70% Gel	3.78 L	1 gal	53-K 355	L-185	4
	70% Gel	20 L	5.2 gal	53-K 357	L-185	1
	Fragrance-Free	70% Flip Cap	118 ml	4 oz.	53-K 341	L-184
70% Flip Cap		350 ml	11.8 oz.	53-K 342	L-184	12
70% Pump		500 ml	16.9 oz.	53-K 343	L-184	12
70% Pump		946 ml	32 oz.	53-K 344	L-184	12
70% Gel		3.78 L	1 gal	53-K 345	L-184	4
70% Gel		20 L	5.2 gal	53-K 347	L-184	1
80% Flip Cap		118 ml	4 oz.	53-K 221	L-179	24
80% Flip Cap		350 ml	11.8 oz.	53-K 222	L-179	12
80% Pump		946 ml	32 oz.	53-K 224	L-179	12
80% Gel		3.78 L	1 gal	53-K 225	L-179	4

FOAM**70% ALCOHOL
HAND SANITIZER FOAM**

The foam hand sanitizer with 70% alcohol is a fast and easy method for cleaning hands when soap and water are not available. The special pump for heavy non-drip foam is included in the 350 ml, 946 ml and 3.78 L bottles.

Applications

- ▷ *Intended for disinfecting hands*
- ▷ *A ready-to-use formula*

Benefits

- ▷ *Kills harmful germs and bacteria*
- ▷ *Leaves hands non-sticky and residue free*
- ▷ *Added vitamin E to keep hands moisturized*

Description	Size		Order No.	(M)SDS	Std. Pkg.
	Metric	US Gal			
FOAM Pump	350 ml	11.8 oz.	53-K 302	L-181	12
FOAM Pump	946 ml	32 oz.	53-K 304	L-181	12
FOAM Pump	3.78 L	1 gal	53-K 305	L-181	4

**Features**

- ▷ *Special pump for heavy non-drip foam*
- ▷ *Best Quality Odorless Food Grade and Pharmaceutical (USP) alcohol*
- ▷ *Fragrance-Free*
- ▷ *Made in Canada*
- ▷ *NPN 80106829*

WIPES**70% ALCOHOL
HAND SANITIZING WIPES**

These hand sanitizing wipes with 70% alcohol are a one-step method to kill harmful bacteria and germs when soap and water are not available. These soft and tough wipes are made with the Best Quality Odorless Food Grade and Pharmaceutical (USP) alcohol, perfect for wiping away germs on hands while keeping moisturized with added vitamin E. **NSF category E3, registration #163672**

Applications

- ▷ *Intended to disinfect hands by wiping away germs in one-step*

Benefits

- ▷ *Kills harmful germs and bacteria*
- ▷ *Leaves hands non-sticky and residue free*
- ▷ *Safe for skin with moisturizers and vitamin E added*



Description	Count	Order No.	(M)SDS	Std. Pkg.
Canister	80 wipes	53-K 365	L-186	20
Canister	150 wipes	53-K 366	L-186	16
Bucket	400 wipes	53-K 368	L-186	4

**Features**

- ▷ *Best Quality Odorless Food Grade and Pharmaceutical (USP) alcohol*
- ▷ *Soft and tough wipes*
- ▷ *NPN 80103240*

HAND SANITIZER DISPENSING SOLUTIONS

WALTER offers practical dispensing options for its hand sanitizers. From automatic, to manual, to wall-mount, we have the solution to cover your every day needs.

AUTOMATIC DISPENSERS

- ▷ *Infrared auto-sensing*
- ▷ *Sensing distance: 4-10 cm*
- ▷ *4 x C batteries (not included)*
- ▷ *1 L capacity*
- ▷ *1 ml spraying volume*
- ▷ *Manual open cover to refill liquid*



The dispensers are sold as kits with hand sanitizing liquids, gels or foam

Sanitizer Fluid Content	Dispenser Count	Order No.
Touchless Automatic Kits-Liquid Citrus		
2 x 3.78 L Jug Liquid Citrus Scent	1	53L131KitC
4 x 3.78 L Jug Liquid Citrus Scent	1	53L131Kit1C
300 x 3.78 L Jug Liquid Citrus Scent	100	53L131Kit100C
1500 x 3.78 L Jug Liquid Citrus Scent	500	53L131Kit500C
Touchless Automatic Kits-Gel Citrus		
2 x 3.78 L Jug Gel Citrus Scent	1	53L132KitC
4 x 3.78 L Jug Gel Citrus Scent	1	53L132Kit1C
300 x 3.78 L Jug Gel Citrus Scent	100	53L132Kit100C
1500 x 3.78 L Jug Gel Citrus Scent	500	53L132Kit500C
Touchless Automatic Kits-Liquid Fragrance Free		
2 x 3.78 L Jug Liquid Fragrance Free	1	53L131KitFF
4 x 3.78 L Jug Liquid Fragrance Free	1	53L131Kit1FF
300 x 3.78 L Jug Liquid Fragrance Free	100	53L131Kit100FF
1500 x 3.78 L Jug Liquid Fragrance Free	500	53L131Kit500FF
Touchless Automatic Kits-Gel Fragrance Free		
2 x 3.78 L Jug Gel Fragrance Free	1	53L132KitFF
4 x 3.78 L Jug Gel Fragrance Free	1	53L132Kit1FF
300 x 3.78 L Jug Gel Fragrance Free	100	53L132Kit100FF
1500 x 3.78 L Jug Gel Fragrance Free	500	53L132Kit500FF
Touchless Automatic Kits-Foam Fragrance Free		
2 x 3.78 L Jug Foam Fragrance Free	1	53L139KitFF



MANUAL DISPENSERS

- ▷ Manual action
- ▷ No batteries
- ▷ 1 L capacity
- ▷ 0,4 ml liquid or 0,8 ml gel spraying volume
- ▷ Manual open cover to refill liquid



Sanitizer Fluid Content	Dispenser Count	Order No.
Manual Dispenser Kits-Liquid Citrus		
2 x 3.78 L Jug Liquid Citrus Scent	1	53L135KitC
4 x 3.78 L Jug Liquid Citrus Scent	1	53L135Kit1C
300 x 3.78 L Jug Liquid Citrus Scent	100	53L135Kit100C
Manual Dispenser Kits-Gel Citrus		
2 x 3.78 L Jug Gel Citrus Scent	1	53L136KitC
4 x 3.78 L Jug Gel Citrus Scent	1	53L136Kit1C
300 x 3.78 L Jug Gel Citrus Scent	100	53L136Kit100C
Manual Dispenser Kits-Liquid Fragrance-Free		
2 x 3.78 L Jug Liquid Fragrance-Free	1	53L135KitFF
4 x 3.78 L Jug Liquid Fragrance-Free	1	53L135Kit1FF
300 x 3.78 L Jug Liquid Fragrance-Free	100	53L135Kit100FF
Manual Dispenser Kits-Gel Fragrance-Free		
2 x 3.78 L Jug Gel Fragrance-Free	1	53L136KitFF
4 x 3.78 L Jug Gel Fragrance-Free	1	53L136Kit1FF
300 x 3.78 L Jug Gel Fragrance-Free	100	53L136Kit100FF
Manual Dispenser Kits-Foam Fragrance-Free		
2 x 3.78 L Jug Foam Fragrance-Free	1	53L142KitFF

TABLE TOP STAND FOR DISPENSER

Order No.: 53-L 137
Dispenser sold separately



WALL-MOUNT

- ▷ 3.78 L wall rack
- ▷ Aluminum design
- ▷ Manual action jug hand pump
- ▷ Made in Canada



Sanitizer Fluid Content	Dispenser Count	Order No.
Aluminum Wall-Mount and Pump Kits-Liquid Citrus		
2 x 3.78 L Jug Liquid Citrus Scent	1	53L133KitC
4 x 3.78 L Jug Liquid Citrus Scent	1	53L133Kit1C
Aluminum Wall-Mount and Pump Kits-Gel Citrus		
2 x 3.78 L Jug Gel Citrus Scent	1	53L133KitGELC
4 x 3.78 L Jug Gel Citrus Scent	1	53L133Kit1GELC
Aluminum Wall-Mount and Pump Kits -Liquid Fragrance-Free		
2 x 3.78 L Jug Liquid Fragrance-Free	1	53L133KitFF
4 x 3.78 L Jug Liquid Fragrance-Free	1	53L133Kit1FF
Aluminum Wall-Mount and Pump Kits-Gel Fragrance-Free		
2 x 3.78 L Jug Gel Fragrance-Free	1	53L133KitGELFF
4 x 3.78 L Jug Gel Fragrance-Free	1	53L133Kit1GELFF
Aluminum Wall-Mount and Pump Kits-Foam Fragrance-Free		
2 x 3.78 L Jug Foam Fragrance-Free	1	53L133KitFOAMFF
4 x 3.78 L Jug Foam Fragrance-Free	1	53L133Kit1FOAMFF

FLOOR STAND FOR DISPENSER

Order No.: 53-L 138
Dispenser sold separately





ACCESSORIES




Threaded throw-away adaptors

Description	Order No.
For 1/8" wheels (5/8"NC)	08-B 002
For 1/4" wheels (5/8"NC)	08-B 001
For 1/2" wheels (5/8"NC)	08-B 003



Reusable adaptor kit

Description	Order No.
For depressed center wheels	08-B 031



Mandrels for ZIP wheels

Description	Order No.
Flush mandrels with 1/4" shaft	
For 2 and 3" wheels, 1/4" and 3/8" arbor	11-L 007
For 2" wheels, 5/16" arbor	11-L 001
For 3" and 4" wheels, 1/4" arbor	11-L 006
For 3" and 4" wheels, 3/8" arbor	11-L 003
General purpose mandrels with 1/4" shaft	
For 2" wheels, 3/8" arbor	11-L 008
For 2" wheels, 5/16" arbor	11-L 002
For 3" and 4" wheels, 3/8" arbor	11-L 004
with 5/16" shaft	
For 3" and 4" wheels, 3/8" arbor	11-L 005



Mandrel for finishing wheels

Description	Order No.
Plastic, 8 mm shaft, self-expanding, flush mounting for 1" thick wheels	07-C 003



1/4" shaft for TWIST backing pads

Description	Order No.
with 1/4"-20 thread	
For 2" and 3" pads	04-X 001



Clamping flanges

Description	Order No.
Clamping flanges set to mount 9" cut-off wheels on 5/8"-11 spindles	30-B 022



Mounting accessories for FX wheels

Mandrels for use on straight grinders and drills

Description	Order No.
For use with 4" FX wheels	
1/4" shaft	07-X 004
8 mm shaft	07-X 003
For use with 6" FX wheels	
1/4" shaft	07-X 006
8 mm shaft	07-X 005
Extension mandrels for use on angle grinders	
M14 x 2.0 thread	07-C 005
5/8"-11 thread	07-C 006



Two wheels can be mounted on each mandrel.

Wheel dressers

Description	Order No.
For bench grinder wheels	
Standard	12-E 001
Heavy-duty	12-E 002
Replacement wheels	
Set for 12-E 001	12-E 004
Set for 12-E 002	12-E 005




Reducer bushings

Description	Order No.
Set 3/4" wide, from 1" to 3/4", 5/8" and 1/2"	12-E 006
Set 1" wide, from 1" to 3/4", 5/8" and 1/2"	12-E 007
Pair of bushings from 1" to 7/8"	12-E 008

Extra clamping nuts

Description	Order No.
For 4" backing pads	
3/8"-24	15-D 015
For 4 1/2" and 5" backing pads	
M10 x 1.25	15-D 010
5/8"-11	15-D 014
For 6" and 7" backing pads	
5/8"-11	15-H 014
For 7" Turbo Action backing pad	
5/8"-11	15-M 014
For 4 1/2" and 5" backing pads	
5/8"-11	15-D 024
For 7" backing pads	
5/8"-11	15-H 025



Spacer washers

Description	Order No.
For grinders with: 5/8"-11 spindle	07-Q 001
For grinders with: M14x2.0 spindle	07-Z 005

Wire brush adaptors and mandrels

Description	Order No.
Use these threaded adaptors to convert brushes with 5/8"-11 arbor	
To M10 × 1.25 female	13-D 001
To M10 × 1.5 female	13-D 002
To 3/8"-24 female	13-D 003
To 3/8"-16 female	13-D 007
Use these mandrels for double-sided knot-twisted mounted brushes	
To fit with 13-C 303 (3/8" X 1/4")	13-D 008
To fit with 13-C 404 (1/2" X 1/4")	13-D 009



SPIN-ON performance kit

Description	Order No.
Contains 1 universal clamping nut holder for all types of clamping flanges. Allows quick and easy storage of clamping flange when not in use. Also includes 2 silicone rings.	30-B 024



Mounting flanges

Description	Order No.
5/8"-11 clamping nut for 6150, 6161, 6170, 6190, 6255, 6260, 6350 and 6360.	30-B 037
Thick backing flange for a flush fit and minimal exposure of spindle beyond the clamping nut for WALTER grinders with: 5/8"-11 spindles	30-B 017



Quick release backing flange

Description	Order No.
For quick and easy removal of wheel	30-B 057
Special heat resistant silicone ring for retention of the back flange to the spindle. Package of 10.	30-B 027
Quick nut 5/8"-11	30-B 020



Carrying case

Description	Order No.
Sturdy steel carrying case with protective foam and ample room for accessories. For 6141, 6145, 6150, 6161, 6255, and 6260 grinders.	30-B 010



Flanges for flush mounting wheels

Description	Order No.
Thick backing flange for a flush fit and minimal exposure of spindle beyond the clamping nut for WALTER grinders with: 5/8"-11 spindles	30-B 017
Flush mounting set (includes special flange and clamping nut)	
Complete set for a flush fit and minimal spindle exposure beyond the clamping nut, for other brands of grinders with: 5/8"-11 spindles	30-B 021
ErgoFlex mounting set	
5/8"-11 spindle	30-B 030



Spacer washers

Description	Order No.
For grinders with: 5/8"-11 spindle	07-Q 001
For grinders with: M14×2.0 spindle	07-Z 005



Pin keys

Description	Order No.
For clamping nuts	48-Z 148



Side handles

Description	Order No.
4-1/2", 5" and 6", Quick-Step Big Buff and Line-Mate III	30-B 075
7" and 9"	48-M 401
Straight grinder 6145	48-L 555



Anti-vibration handle

Description	Order No.
4-1/2", 5", 6" angle grinders	30-B 075
MAXI 7" and 9"	30-B 078



Flexible shaft

Description	Order No.
For delicate finishing work with 6141 and 6145. 1/4" collet, 5 ft. long.	30-B 050



Bench mount

Description	Order No.
For use with flexible shaft, for 6141 and 6145.	30-B 002



Replacement collets

Size	Order No.
For 6141 and 6145.	
1/4"	30-B 046
1/8"	30-B 047
6 mm	30-B 048



Special "Top-Up" lubricants

Description	Order No.
For models: 6145, 6150, 6161, 6170, 6190, 6255, 6260, 6265, 6268, 6330, 6350, 6352, 6360 and 6362.	48-Z 392



Carbon brush Diamond brush seating stick

Order No.
48-Z 449



Spouts



53-L 210*



53-L 209*



53-L 207*



53-L 113*

Description	Order No.
Spout for 5 L / 1.3 gal plastic pail	53-L 113
Spout for 20 L / 5.3 gal square plastic pail	53-L 207
Spout for 208 L plastic drum and 200 L / 55 gal metal drum, 2" NPT	53-L 209
Spout for 200 L metal drum, 3/4" NPT	53-L 210

Accessories for air grinders

Description	Order No.
-------------	-----------

Use these adaptors to convert accessories with 5/8"-11 arbors

To 3/8"-16 (male)	13-D 004
To 5/16"-24 (male)	13-D 005



Use these extensions to mount accessories

With 3/8"-24 on spindles with 3/8"-24 thread	08-B 006
With 3/8"-24 on spindles with 7/16"-20 thread	08-B 005
With 5/8"-11 on spindles with 1/2"-13 thread	08-B 008



Clamping nut for use with above extension 3/8"-24 thread, to mount grinding wheels

With 5/8" arbor	08-B 007
-----------------	----------



Mounting flange to mount 4" type 27 grinding wheels on air grinders

with 3/8"-24 spindle	08-B 004
----------------------	----------



Cutting guard

Size	Order No.
Designed to make all cutting operations even safer.	
3"	30-B 051
7"	30-B 065
9"	30-B 066



Grinder Grip™ magnet

Strong magnet to fix your grinder to any ferrous metal surface.



Description	Order No.
Compatible with DEWALT grinder models: DWE402, DW831, DWE43066, DWE43113, DWE43114, DWE43840, DCG413B, D28065, D28402, and others	30-G 002
Compatible with MAKITA grinder models: 9005B, GA5020, 9558, GA5010, GA5043, GA6010, GA6020, 9566 and others	30-G 003
Compatible with MILWAUKEE grinder models: 6121, 6124, 6130, 2780, 6143, 6116, 6117, 6142, 2680, 2981, 2783 and others	30-G 004
Compatible with HILTI grinder models: AG500-A22, AG600-A36, AG450-7, AG500-12, AG500-7, AG500-11 and others	30-G 005

WALTER industrial gloves

Made of 100% black goatskin leather, with neoprene inserts that reduce vibration. The thumb curve is made with Kevlar™.

Size	Order No.
Large	30-B 093
Extra-Large	30-B 095





Bio-Circle® POWERCLOTH™



- ▷ Ideal for streak free clean-ups
- ▷ Non-abrasive, won't scratch mirror finish, paint or clear coat

Description	Order No.	Std. Pkg.
Bag	57-M 001	10

REFILLABLE TRIGGER SPRAYERS

Practical and sturdy, all bottles are clearly identified with product specific labels showing product features, hazard information and directions for use. High-quality, resistant trigger for longest life. Transparent bottle allows you to see product level. Can be refilled hundreds of times.



Description	Size		Order No.	Std. Pkg.
	Metric	US Gal		
UNO S F dilution	950 ml	32.1 oz	53-L 158	1
UNO S F	500 ml	16.9 oz	53-L 315	1
POWER CLEANER 100	500 ml	16.9 oz	53-L 309	1
SC 400	500 ml	16.9 oz	53-L 313	1
OMNI	500 ml	16.9 oz	53-L 314	1
UNO S	500 ml	16.9 oz	53-L 335	1
E-NOX SHINE	500 ml	16.9 oz	53-L 316	1
FT 100	500 ml	16.9 oz	53-L 323	1
FT 200	500 ml	16.9 oz	53-L 322	1
E-NOX CLEAN	500 ml	16.9 oz	53-L 337	1
PRO CLEAN	500 ml	16.9 oz	53-L 341	1
SLAP SHOT	500 ml	16.9 oz	53-L 311	1
HANG-ON	500 ml	16.9 oz	53-L 331	1
COOLCUT	500 ml	16.9 oz	53-L 330	1
BOLT-OUT	500 ml	16.9 oz	53-L 332	1
CB 100	500 ml	16.9 oz	53-L 342	1
CB 100 ALU	500 ml	16.9 oz	53-L 343	1

INDUSTRIAL PUMP SPRAYERS

Rugged and convenient sprayers designed to effectively dispense a variety of Bio-Circle® cleaners and lubricants.

The spray pattern can easily be adjusted from a pin pointjet for accurate product dispensing to a wide fan for fast surface coverage. Viton gaskets and corrosion-proofspring for optimal chemical resistance. These thick walled polyethylene bottles feature a wide neck for easy filling hundreds of times.



Description	Size		Order No.	Std. Pkg.	Std. Pkg.
	Metric	US Gal			
For SC 400, PRO CLEAN, CB 100, AF-PL, FT 100, FT 200, OMNI, ALL SEASON	900 ml	30 oz	53-L 120	1	1

ACCESSORIES	Order No.
Replacement Viton gasket set	53-L 100
Replacement swirl piece (without gaskets)	53-L 114

BIO-CIRCLE® PARTS CLEANING SYSTEM ACCESSORIES

Parts washing basket

- 9" dia x 8 1/4" high
- 1/4" holes

55-B 004



Filter cartridge

- Reusable 350 micron 55-B 011
- Reusable 200 micron 55-B 038
- Reusable 100 micron 55-B 036
- Disposable 100 micron 55-B 012
- Disposable 200 micron 55-B 021



Bio-Circle® scraper

55-B 063



Angled flow through brush

55-B 007



Disposable filter bags for Bio-Circle® machines

- 50 micron 55-B 041
- 100 micron 55-B 042
- 200 micron 55-B 043



Bio-Circle® Air Drying Gun

55-B 085



Replacement flow-through brush

55-B 005



Filter housing spanner

- For MAXI 55-B 035



SPOUTS

Tech tip!
When transferring flammable liquids, always ensure containers are grounded and follow normal safety rules.

Description	Order No.
Spout for 5 L / 1.3 gal plastic pail	53-L 113 *
Spout for 20 L / 5.3 gal square plastic pail	53-L 207 *
Spout for 20 L / 5.3 gal round metal pail and 200 L / 55 gal metal drum, (metal spout), 3/4" NPT	53-L 208 *
Spout for 208 L plastic drum and 200 L / 55 gal metal drum, 2" NPT	53-L 209
Spout for 200 L metal drum, 3/4" NPT	53-L 210 *

* Allows to fill 500 ml trigger sprayer bottles or any other larger container directly.



Metal drum pump

For use with lubricants or viscous liquids



Description	Order No.
Delivers 12 oz per stroke.	53-L 115

Chrome plated drum pump

For use with aqueous or solvent based cleaners



Description	Order No.
Delivers 8 oz per stroke	53-L 116

Hand pump

For effective fluid transfer



Description	Order No.
Use with Bio-Circle®	55-B 051

THE **WALTER** **VENDING** PROGRAM



OPTIMIZED **CHOICE**

OPTIMIZED **QUANTITIES**

OPTIMIZED **INVENTORY**

OPTIMIZED **SAVINGS**



THE WALTER VENDING PROGRAM

The right tool at the click of a button.
Get the convenience of



READY-TO-GO, PRE-PACKED UNITS
ROUND-THE-CLOCK AVAILABILITY

**Get our vending program to work
for you and benefit from:**



- ▷ Pre-packed products
- ▷ Convenient single-pack quantities
- ▷ Vast product choice
- ▷ Optimized inventory

See back cover for contact details

WALTER PRODUCTS AVAILABLE

PACKS OF 5



ZIPCUT™ TYPE 1

Order No.	Description	Std. Pkg.	Std. Ctn.
11T042V	4-1/2X3/64 ZIPCUT WHEELS	5	80
11T052V	5X3/64X7/8 ZIPCUT WHEEL	5	80
11T062V	6X3/64X7/8 ZIPCUT WHEEL	5	40



ZIP TITAN™

Order No.	Description	Std. Pkg.	Std. Ctn.
11H042V	4-1/2X3/64 ZIP TITAN WHEELS	5	80
11H052V	5X3/64 ZIP TITAN WHEELS	5	80
11H062V	6X3/64 ZIP TITAN WHEELS	5	40



ZIPCUT™ TYPE 27

Order No.	Description	Std. Pkg.	Std. Ctn.
11T142V	4-1/2X3/64 ZIPCUT TYPE 27	5	80
11T152V	5X3/64X7/8 ZIPCUT TYPE 27	5	80
11T162V	6X3/64X7/8 ZIPCUT TYPE 27	5	80

PACKS OF 5



ZIP+ XTRA™ TYPE 1

Order No.	Description	Std. Pkg.	Std. Ctn.
11T242V	4-1/2 x 1/16 ZIP + WHEEL	5	80
11T252V	5 X 1/16 ZIP + WHEEL	5	80
11T262V	6 X 1/16 ZIP + WHEEL	5	40



ZIP STAINLESS™ TYPE 1

Order No.	Description	Std. Pkg.	Std. Ctn.
11F042V	4-1/2X3/64 ZIP STAINLESS	5	80
11F052V	5"X3/64 ZIP STAINLESS	5	80
11F062V	6"X3/64 ZIP STAINLESS	5	40



ZIP+ XTRA™ TYPE 27

Order No.	Description	Std. Pkg.	Std. Ctn.
11T453V	4-1/2 X 1/16 ZIP+ TYPE 27	5	80
11T503V	5 X 1/16 ZIP+ WHEELS TYPE 27	5	80
11T603V	6 X 1/16 ZIP+ TYPE 27	5	40



ZIP STAINLESS™ TYPE 27

Order No.	Description	Std. Pkg.	Std. Ctn.
11F142V	4-1/2X3/64 ZIP ST TYPE 27	5	80
11F152V	5X3/64 ZIP STAINLESS TYPE 27	5	80
11F162V	6X3/64 ZIP STAINLESS TYPE 27	5	40



TOUGH CUT™

Order No.	Description	Std. Pkg.	Std. Ctn.
11R042V	4-1/2X3/32 A30 TOUGH CUT	5	40
11R052V	5X3/32X7/8 A30 TOUGH CUT	5	40
11R062V	6X3/32X7/8 A30 TOUGH CUT	5	20



ZIP ALU™ TYPE 1

Order No.	Description	Std. Pkg.	Std. Ctn.
11U042V	4-1/2X3/64 ZIP ALU WHEEL	5	80
11U052V	5X3/64 ZIP ALU WHEEL	5	80
11U062V	6 X 3/64 ZIP ALU WHEEL	5	40



ZIP ONE™ TYPE 1

Order No.	Description	Std. Pkg.	Std. Ctn.
11T542V	4-1/2x1/32 ZIP ONE WHEEL	5	80
11T552V	5"x 1/32" ZIP ONE WHEEL	5	80



ZIP ALU™ TYPE 27

Order No.	Description	Std. Pkg.	Std. Ctn.
11U142V	4-1/2X3/64 ZIP ALU TYPE 27	5	80
11U152V	5X3/64 ZIP ALU TYPE 27	5	80
11U162V	6 X 3/64 ZIP ALU TYPE 27	5	40



ZIP ONE™ TYPE 27

Order No.	Description	Std. Pkg.	Std. Ctn.
11T642V	4-1/2x1/32 ZIP ONE TYPE 27	5	80
11T652V	5"x 1/32" ZIP ONE TYPE 27	5	80
11T662V	6"x 1/32" ZIP ONE TYPE 27	5	40



ZIP ALU™ TYPE 1

Order No.	Description	Std. Pkg.	Std. Ctn.
11U303V	3X1/32X3/8 ALU C/O WHEEL	5	40

THE WALTER VENDING PROGRAM

PACKS OF 5

WALTER VENDING PROGRAM



COMBO ZIP™

Order No.	Description	Std. Pkg.	Std. Ctn.
11T842V	4-1/2X5/64 COMBO ZIP	5	80
11T852V	5X5/64 COMBO ZIP	5	80
11T862V	6X5/64 COMBO ZIP	5	40



ZIP™ 2" TYPE 1

Order No.	Description	Std. Pkg.	Std. Ctn.
11L202V	2X1/32X1/4 ZIP CUT-OFF WHEELS	5	40
11L203V	2X1/32X3/8 ZIP CUT-OFF WHEELS	5	40
11L211V	2X1/16X5/16 ZIP CUT-OFF WHEELS	5	40
11L212V	2X1/16X1/4 ZIP CUT-OFF WHEELS	5	40
11L213V	2X1/16X3/8 ZIP C/O WHEEL	5	40
11L221V	2X1/8X5/16 ZIP CUT-OFF WHEELS	5	40
11L223V	2X1/8X3/8 ZIP C/O WHEEL	5	40
11L231V	2X1/4X5/16 ZIP GR WHEELS	5	40
11L233V	2X1/4X3/8 ZIP C/O WHEEL	5	40
11L251V	2X1/2X5/16 ZIP GR WHEELS	5	40
11L253V	2X1/2X3/8 ZIP C/O WHEEL	5	40



ZIP™ 2 1/2" TYPE 1

Order No.	Description	Std. Pkg.	Std. Ctn.
11L262V	2.5X1/16X1/4 ZIP CUT-OFF WHEEL	5	40
11L263V	2.5X1/32X3/8 ZIP CUT-OFF WHEEL	5	40



ZIP™ 3" TYPE 1

Order No.	Description	Std. Pkg.	Std. Ctn.
11L302V	3X1/32X1/4 ZIP C/O WHEELS	5	40
11L303V	3X1/32X3/8 ZIP C/O WHEELS	5	40
11L308V	3X1/32X3/8 TYPE 27	5	40
11L312V	3X1/16X1/4 ZIP C/O WHEELS	5	40
11L313V	3X1/16X3/8 ZIP CUT-OFF WHEELS	5	40
11L316V	3X1/16X1/4 ZIP C/O WHEELS	5	40
11L317V	3X1/16X3/8 ZIP C/O WHEELS	5	40
11L322V	3X1/8X1/4 ZIP C/O WHEELS	5	40
11L323V	3X1/8X3/8 ZIP CUT-OFF WHEELS	5	40
11L333V	3X1/4X3/8 ZIP GR WHEELS	5	20
11L353V	3X1/2X3/8 ZIP GR WHEELS	5	20

ZIP™ 4" TYPE 1


Order No.	Description	Std. Pkg.	Std. Ctn.
11L402V	4X1/32X1/4 ZIP C/O WHEELS	5	40
11L403V	4X1/32X3/8 ZIP C/O WHEELS	5	40
11L405V	4X1/32X5/8 ZIP C/O WHEELS	5	40
11L406V	4X1/32X1/4 ZIP C/O WHEELS	5	40
11L408V	4X1/32X3/8 ZIP C/O WHEELS	5	40
11L412V	4X1/16X1/4 ZIP C/O WHEELS	5	40
11L413V	4X1/16X3/8 ZIP C/O WHEELS	5	40
11L415V	4X1/16X5/8 ZIP C/O WHEELS	5	40
11L417V	4X1/16X3/8 ZIP C/O WHEELS	5	40

PACKS OF 5



COOLCUT XX™

Order No.	Description	Std. Pkg.	Std. Ctn.
15X452V	4-1/2 GR24 COOLCUT XX DISCS	5	50
15X453V	4-1/2 GR36 COOLCUT XX DISCS	5	50
15X455V	4-1/2 GR50 COOLCUT XX	5	50
15X456V	4-1/2 GR60 COOLCUT XX DISCS	5	50
15X458V	4-1/2 GR80 COOLCUT XX DISCS	5	50
15X460V	4-1/2 GR100 COOLCUT XX	5	50
15X462V	4-1/2 GR120 COOLCUT XX DISCS	5	50
15X473V	4.5"GR36 COOLCUT XX/Q. CHANGE	5	50
15X475V	4.5"GR50 COOLCUT XX/Q. CHANGE	5	50
15X476V	4.5"GR60 COOLCUT XX/Q. CHANGE	5	50
15X478V	4.5"GR80 COOLCUT XX/Q. CHANGE	5	50
15X482V	4.5"GR120 COOLCUT XX/Q. CHANGE	5	50
15X502V	5" GR24 COOLCUT XX DISCS	5	50
15X503V	5" GR36 COOLCUT XX DISCS	5	50
15X505V	5" GR50 COOLCUT XX	5	50
15X506V	5" GR60 COOLCUT XX DISCS	5	50
15X508V	5" GR80 COOLCUT XX DISCS	5	50
15X510V	5" GR100 COOLCUT XX	5	50
15X512V	5" GR120 COOLCUT XX DISCS	5	50
15X523V	5" GR36 COOLCUT XX/Q. CHANGE	5	50
15X525V	5" GR50 COOLCUT XX/Q. CHANGE	5	50
15X526V	5" GR60 COOLCUT XX/Q. CHANGE	5	50
15X528V	5" GR80 COOLCUT XX/Q. CHANGE	5	50
15X532V	5" GR120 COOLCUT XX/Q. CHANGE	5	50
15X602V	6" GR24 COOLCUT XX DISCS	5	50
15X603V	6" GR36 COOLCUT XX DISCS	5	50
15X605V	6" GR50 COOLCUT XX DISCS	5	50
15X606V	6" GR60 COOLCUT XX DISCS	5	50
15X608V	6" GR80 COOLCUT XX DISCS	5	50
15X610V	6" GR100 COOLCUT XX DISCS	5	50
15X612V	6" GR120 COOLCUT XX DISCS	5	50
15X622V	6" GR24 COOLCUT XX/Q. CHANGE	5	50
15X623V	6" GR36 COOLCUT XX/Q. CHANGE	5	50
15X625V	6" GR50 COOLCUT XX/Q. CHANGE	5	50
15X626V	6" GR60 COOLCUT XX/Q. CHANGE	5	50
15X628V	6" GR80 COOLCUT XX/Q. CHANGE	5	50
15X630V	6" GR100 COOLCUT XX/Q. CHANGE	5	50
15X632V	6" GR120 COOLCUT XX/Q. CHANGE	5	50



XTRACUT™

Order No.	Description	Std. Pkg.	Std. Ctn.
15-A 453V	4.5" GR36 SANDING DISCS	5	50
15-A 456V	4.5" GR60 SANDING DISCS	5	50
15-A 458V	4.5" GR80 SANDING DISCS	5	50
15-A 503V	5" GR36 SANDING DISCS	5	50
15-A 506V	5" GR60 SANDING DISCS	5	50
15-A 508V	5" GR80 SANDING DISCS	5	50
15-A 603V	6" GR36 SANDING DISCS	5	50
15-A 606V	6" GR60 SANDING DISCS	5	50
15-A 608V	6" GR80 SANDING DISCS	5	50
15-A 703V	7" GR36 SANDING DISCS	5	50
15-A 706V	7" GR60 SANDING DISCS	5	50
15-A 708V	7" GR80 SANDING DISCS	5	50



TOPCUT™

Order No.	Description	Std. Pkg.	Std. Ctn.
15P452V	4-1/2" GR24 TOPCUT DISCS	5	50
15P453V	4-1/2" GR36 TOPCUT DISCS	5	50
15P456V	4-1/2" GR60 TOPCUT DISCS	5	50
15P458V	4-1/2" GR80 TOPCUT DISCS	5	50
15P502V	5" GR24 TOPCUT SAND DISCS	5	50
15P503V	5" GR36 TOPCUT SAND DISCS	5	50
15P506V	5" GR60 TOPCUT SAND DISCS	5	50
15P508V	5" GR80 TOPCUT SAND DISCS	5	50



THE WALTER VENDING PROGRAM



COOLCUT™

Order No.	Description	Std. Pkg.	Std. Ctn.
15C452V	4-1/2 GR24 COOLCUT DISCS	5	50
15C453V	4-1/2 GR36 COOLCUT DISCS	5	50
15C454V	4-1/2 GR40 COOLCUT DISCS	5	50
15C455V	4-1/2 GR50 COOLCUT DISCS	5	50
15C456V	4-1/2 GR60 COOLCUT DISCS	5	50
15C458V	4-1/2 GR80 COOLCUT DISCS	5	50
15C460V	4-1/2 GR100 COOLCUT DISCS	5	50
15C462V	4-1/2 GR120 COOLCUT DISCS	5	50
15C502V	5" GR24 COOLCUT SAND DISCS	5	50
15C503V	5" GR36 COOLCUT SAND DISC	5	50
15C504V	5" GR40 COOLCUT SAND DISCS	5	50
15C505V	5" GR50 COOLCUT SAND DISC	5	50
15C506V	5" GR60 COOLCUT SAND DISCS	5	50
15C508V	5" GR80 COOLCUT SAND DISCS	5	50
15C510V	5" GR100 COOLCUT SAND DISC	5	50
15C512V	5" GR120 COOLCUT SAND DISC	5	50




QUICK-STEP XX™

Order No.	Description	Std. Pkg.	Std. Ctn.
15V412V	4-1/2 GR120 QUICK STEP XX DISCS	5	50
15V418V	4-1/2 GR180 QUICK STEP XX DISCS	5	50
15V424V	4-1/2 GR240 QUICK STEP XX DISCS	5	50
15V512V	5" GR120 QUICK STEP XX DISCS	5	50
15V518V	5" GR180 QUICK STEP XX DISCS	5	50
15V524V	5" GR240 QUICK STEP XX DISCS	5	50
15V612V	6" GR120 QUICK STEP XX DISCS	5	50
15V618V	6" GR180 QUICK STEP XX DISCS	5	50
15V624V	6" GR240 QUICK STEP XX DISCS	5	50




TWIST FLAP DISCS™

Order No.	Description	Std. Pkg.	Std. Ctn.
04A254V	2-1/2" FLAP DISC - GR40	2	80
04A256V	2-1/2" FLAP DISC - GR60	2	80
04A258V	2-1/2" FLAP DISC - GR80	2	80
04A262V	2-1/2" FLAP DISC - GR120	2	80



TWIST™ COOLCUT SANDING DISCS

Order No.	Description	Std. Pkg.	Std. Ctn.
04C203V	2" TWIST COOLCUT XX - GR 36	10	100
04C205V	2" TWIST COOLCUT XX - GR 50	10	100
04C206V	2" TWIST COOLCUT XX - GR 60	10	100
04C208V	2" TWIST COOLCUT XX - GR 80	10	100
04C212V	2" TWIST COOLCUT XX - GR 120	10	100
04C303V	3" TWIST COOLCUT XX - GR 36	10	100
04C305V	3" TWIST COOLCUT XX - GR 50	10	100
04C306V	3" TWIST COOLCUT XX - GR 60	10	100
04C308V	3" TWIST COOLCUT XX - GR 80	10	100
04C312V	3" TWIST COOLCUT XX - GR 120	10	100



TWIST™ TOPCUT SANDING DISCS


Order No.	Description	Std. Pkg.	Std. Ctn.
04D203V	2" TOPCUT DISC - GR 36	10	400
04D205V	2" TOPCUT DISC - GR 50	10	400
04D206V	2" TOPCUT DISC - GR 60	10	400
04D208V	2" TOPCUT DISC - GR 80	10	400
04D210V	2" TOPCUT DISC - GR 100	10	400
04D212V	2" TOPCUT DISC - GR 120	10	400
04D303V	3" TOPCUT DISC - GR 36	10	200
04D305V	3" TOPCUT DISC - GR 50	10	200
04D306V	3" TOPCUT DISC - GR 60	10	200
04D308V	3" TOPCUT DISC - GR 80	10	200
04D310V	3" TOPCUT DISC - GR 100	10	200
04D312V	3" TOPCUT DISC - GR 120	10	200

PACKS OF 5



TWIST™ BLENDEX CONDITIONING DISCS

Order No.	Description	Std. Pkg.	Std. Ctn.
04G202V	2" BLENDEX TWIST - COARSE	5	200
04G203V	2" BLENDEX TWIST - MED	5	200
04G204V	2" BLENDEX TWIST - FINE	5	200
04G205V	2" BLENDEX TWIST - S. FINE	5	200
04G302V	3" BLENDEX TWIST - COARSE	5	200
04G303V	3" BLENDEX TWIST - MED	5	200
04G304V	3" BLENDEX TWIST - FINE	5	200
04G305V	3" BLENDEX TWIST - S. FINE	5	100



TWIST™ BLENDEX U DISCS

Order No.	Description	Std. Pkg.	Std. Ctn.
04U321V	3" BLENDEX U TWIST-2SF	2	20
04U322V	3" BLENDEX U TWIST-6SF	2	20
04U323V	3" BLENDEX U TWIST-6AM	2	20



FX™ SURFACE CLEANING DISCS

Order No.	Description	Std. Pkg.	Std. Ctn.
04L200V	2" FX DISC	2	80
04L300V	3" FX DISC	2	40



TWIST™ FELT DISCS

Order No.	Description	Std. Pkg.	Std. Ctn.
04T204V	2" TWIST FELT DISC	5	200
04T304V	3" TWIST FELT DISC	5	100

PACKS OF 6
PACKS OF 3 FOR
LARGER SIZES



**SST™ 118° JOBBERS
LENGTH FRACTIONAL
SINGLE PACKS SOLD IN BOXES**

Order No.	Description	Std. Pkg.	Std. Ctn.
01A004A	1/16 SST JOBBER QCK SHANK	6	240
01A005A	5/64 SST JOBBER QCK SHANK	6	240
01A006A	3/32 SST JOBBER QCK SHANK	6	240
01A007A	7/64 SST JOBBER QCK SHANK	6	240
01A008A	1/8 SST JOBBER QCK SHANK	6	240
01A009A	9/64 SST JOBBER QCK SHANK	6	240
01A010A	5/32 SST JOBBER QCK SHANK	6	240
01A011A	11/64 SST JOBBER QCK SHANK	6	240
01A012A	3/16 SST JOBBER QCK SHANK	6	240
01A013A	13/64 SST JOBBER QCK SHANK	6	240
01A014A	7/32 SST JOBBER QCK SHANK	6	240
01A015A	15/64 SST JOBBER QCK SHANK	6	240
01A016A	1/4 SST JOBBER QCK SHANK	6	240
01A017A	17/64 SST JOBBER QCK SHANK	6	240
01A018A	9/32 SST JOBBER QCK SHANK	6	240
01A019A	19/64 SST JOBBER QCK SHANK	6	240
01A020A	5/16 SST JOBBER QCK SHANK	6	240
01A021A	21/64 SST JOBBER QCK SHANK	6	240
01A022A	11/32 SST JOBBER QCK SHANK	6	240
01A023A	23/64 SST JOBBER QCK SHANK	6	240
01A024A	3/8 SST JOBBER QCK SHANK	3	240
01A025A	25/64 SST JOBBER QCK SHANK	3	240
01A026A	13/32 SST JOBBER QCK SHANK	3	240
01A027A	27/64 SST JOBBER QCK SHANK	3	240
01A028A	7/16 SST JOBBER QCK SHANK	3	240
01A029A	29/64 SST JOBBER QCK SHANK	3	240
01A030A	15/32 SST JOBBER QCK SHANK	3	240
01A031A	31/64 SST JOBBER QCK SHANK	3	240
01A032A	1/2 SST JOBBER QCK SHANK	3	240

**DRILLCO 350N AND 400N SERIES
NOW AVAILABLE IN BLISTER PACKS**

See pages 250 and 284 for assortments



CUTTING TOOL SOLUTIONS

DRILLS

TAPS

DIES

CARBIDE BURRS

ANNULAR CUTTERS

TCT HOLE CUTTERS

MAGNETIC DRILLS

REAMERS

END MILLS

COUNTERSINKS

CUTTING FLUIDS
AND LUBRICANTS



CUTTING TOOL SOLUTIONS

TABLE OF CONTENTS

Products	Page	Products	Page
01 DRILLS	221	02 TAPS	355
JOBBER LENGTH DRILLS - GENERAL PURPOSE		GENERAL PURPOSE TAPS	
JOBBER LENGTH DRILLS	233	HAND TAPS	359
LEFT HAND JOBBER LENGTH DRILLS	244	POWER TAPS	369
JOBBER LENGTH DRILLS - HEAVY DUTY		SPIRAL POINT TAPS	370
JOBBER LENGTH DRILLS	246	OVERSIZE SPIRAL POINT TAPS	372
3/8" REDUCED SHANK DRILLS	275	OVERSIZE HAND TAPS	372
JOBBER DRILLS SETS	277	PRODUCTION TAPS	
MECHANICS LENGTH DRILLS	284	ANSI PRODUCTION TAPS	373
SCREW MACHINE LENGTH DRILLS		DIN/ANSI PRODUCTION TAPS	375
SCREW MACHINE LENGTH DRILLS	287	THREAD FORMERS	377
LEFT HAND SCREW MACHINE LENGTH	298	MULTI-APPLICATION SPIRAL POINT TAPS	378
DOUBLE-ENDED DRILLS	299	MULTI-APPLICATION SPIRAL FLUTE TAPS	379
S&D DRILLS		THREAD FORMING TAPS	380
1/2" SHANK DRILLS	301	PIPE TAPS	
REDUCED SHANK DRILLS	305	TAPER PIPE (NPT)	381
TAPER LENGTH DRILLS	312	PIPE TAPS, INTERRUPTED THREAD & NPS	383
AIRCRAFT EXTENSION DRILLS		SPECIAL PURPOSES TAPS	
6" AIRCRAFT EXTENSION DRILLS	313	LEFT HAND TAPS	384
12" AIRCRAFT EXTENSION DRILLS	315	8-PITCH HAND	385
EXTRA LENGTH DRILLS		HAND TAPS, SCREW THREAD INSERT (STI)	386
8" EXTRA LENGTH DRILLS	319	HAND TAPS, PULLEY STYLE	386
12" EXTRA LENGTH DRILLS	319	HAND TAPS, 6" EXTENSION	386
18" EXTRA LENGTH DRILLS	320	COMBINED TAP AND DRILL	387
TAPER SHANK DRILLS	321	POWER TAPS AND DRILL BIT SETS	387
HEX SHANK DRILLS	323	TAP SETS / TAP & DRILL SETS	388
CARBIDE DRILLS		TAP WRENCHES	389
JOBBER LENGTH DRILLS	324	03 DIES	395
STRAIGHT FLUTE DRILLS	327	THREADING DIES	
SCREW MACHINE LENGTH DRILLS	329	ADJUSTABLE ROUND SPLIT DIES	397
3-FLUTE DRILLS	331	HEXAGON DIES	399
SPADE DRILLS	332	TAP & DIE SETS	401
MASONRY DRILLS		04 CARBIDE BURRS	403
MASONRY DRILLS	333	SINGLE & DOUBLE CUT BURRS	405
GLASS & TILE DRILLS	334	HEAVY-DUTY SINGLE & DOUBLE CUT BURRS	410
SDS PLUS & SDS MAX MASONRY DRILLS	335	ALUMINIUM/NON-FERROUS CUT BURRS	412
REBAR CUTTERS	337	HEAVY-DUTY ALUMINIUM/NON-FERROUS CUT BURRS	413
HAMMER DRILL TOOLS	338	BURR SETS AND DISPLAY	414
DIAMOND TIPPED CORE BITS	339	POINT GRINDER	415
STEP DRILLS	340	05 ANNULAR CUTTERS	419
WOOD DRILLS	342	HIGH SPEED STEEL	
COMBINED DRILL & COUNTERSINK	343	HIGH SPEED STEEL	422
PILOT FOR HOLESAWS	344	COATED HIGH SPEED STEEL	425
SCREW EXTRACTORS	345	COBALT ANNULAR CUTTERS	426
DRILL ACCESSORIES			
HARDENED DRILL SLEEVE	346		
DRILL DRIFTS & GAUGES	346		
DRILL GAUGES	346		
DISPLAYS, DISPENSERS, INDEXES	347		

Products	Page
CARBIDE TIPPED ANNULAR CUTTERS	427
ACCESSORIES	
PILOT PINS	429
ADAPTERS	430
06 TCT HOLE CUTTERS	435
TCT HOLE CUTTERS	436
07 MAGNETIC DRILLS	439
ICECUT FAMILY	
ICECUT MINI™	442
ICECUT 100™	443
ICECUT 200™	444
ICECUT 200PM™	444
ICECUT 250 AUTO™	445
ICECUT 250™ AND ICECUT 250PT™	446
ICECUT 300™ and ICECUT 400™	448
ICECUT™ SYSTEMS	449
08 REAMERS	451
MULTI-STEPS REAMERS	453
BRIDGE REAMERS	453
CAR REAMERS	454
CONSTRUCTION REAMERS	455
ALIGNMENT REAMERS	459
CHUCKING REAMERS	460
HAND REAMERS	461
TAPER PIN REAMERS	462
09 END MILLS	463
HEAVY-DUTY END MILLS	
2 & 4-FLUTE FINISHING END MILLS	465
BALL NOSE END MILLS	466
GENERAL PUPOSE END MILLS	
2-FLUTE FINISHING END MILLS	467
MULTI-FLUTE FINISHING END MILLS	469
BALL NOSE END MILLS	472
2-FLUTE FINISHING END MILLS	473
MULTI-FLUTE FINISHING END MILLS	474
BALL NOSE END MILLS	475
ROUGHING END MILLS	476

Products	Page
10 COUNTERSINKS	477
GENERAL PUPOSE COUNTERSINKS	
SINGLE FLUTE	479
3-FLUTE	479
4-FLUTE	480
6-FLUTE	480
FLUTELESS	480
HEAVY-DUTY COUNTERSINKS	
4-FLUTE	481
COUNTERSINK SET	482
11 CUTTING FLUIDS AND LUBRICANTS	483
HIGH PERFORMANCE CUTTING FLUIDS	
COOLCUT™	486
STAINLESSCUT™	487
ALUCUT™	487
TAPCUT™	488
ICECUT™	488
CNC CUTTING AND GRINDING FLUIDS / WATER MISCIBLE COOLANTS	
COOLCUT™ 150	490
COOLCUT™ 250	491
COOLCUT™ 20 BF	491
COOLCUT™ 400 U	492
COOLCUT™ 500 BF	492
COOLCUT™ S-30	493
COOLCUT™ S-50	493
COOLCUT™ SYN 400 BF	494
COOLCUT™ SYN GRIND	494
NEAT CUTTING OILS	
COOLCUT™	495
COOLCUT™ NEO AP	496
COOLCUT™ NEO 3724 N	496
COOLCUT™ SYN NEO HP	497
SLIDEWAY OIL	
COOLCUT™ PROTEC	497
ACCESSORIES	
COOLCUT™ CUTTING FLUIDS PROPORTIONING SYSTEM	498
SB 30 SYSTEM BOOSTER	498
COOLCUT™ SYSTEM CLEANER	498

SAFETY FIRST

Tips on the Safest and Most Effective Use of Cutting Tools*



- ▷ Disconnect the power tool prior to changing cutting tools.
- ▷ Keep cutting tools sharp and clean to prevent injuries and for best performance.
- ▷ Inspect the cutting tool for any sign of damage. Do not use if damaged.
- ▷ Mounting: Use only approved mounting hardware for the cutting tools. The chuck must center the cutting tool securely and provide the required support.
- ▷ Use mounting straps or a permanent magnet design when using a magnetic drill vertically. This prevents it from falling during power interruptions.
- ▷ When possible, drilling guards should be used to protect the operator.
- ▷ Always wear eye protection. Wear head, hand, ear and dust inhalation protection as needed.
- ▷ Practice safe working methods: always secure the workpiece being drilled to prevent movement, hold the tool firmly, avoid cluttered and badly lit work areas.
- ▷ Ensure adequate protection of other workers in the vicinity.
- ▷ Do not use cutting tools over their rated capacity, follow manufacturer's instructions.
- ▷ Service power tools regularly and according to manufacturer's instructions to keep them in good working condition and maintain their performance. Do not use if damaged.

Safest and Most Effective Work Methods

Pro Tips: Maximize Drilling Efficiency

Select the proper feed rate.

It will impact the rate of material removal, power requirements, and surface finish.

$$\text{SFM} = \text{D} \times \text{RPM} \times .262$$

SFM = Surface Feet per Minute
D = Drill Diameter

Use the correct RPM speed

it has the greatest influence on performance.

$$\text{RPM} = \frac{\text{SFM} \times 3.82}{\text{D}}$$

Reduce friction, prevent tool wear and breakage

by using cutting lubricants. Increase up to 5 times the life of your tools with COOLCUT™ Cutting Lubricants

Remember this rule:

Small diameter bits =
High speed, low feed

Large diameter bits =
Low speed, high feed

Safety Seminar

* WALTER offers free in-plant safety seminars to promote the safe use of cutting tools. Reserve your safety seminar today by calling: **1-866-592-5837**. For more information, visit walter.com/safety



01

DRILLS

QUICK PAGES REFERENCES

GENERAL PURPOSE JOBBER LENGTH DRILLS



Jobber Drills High Speed Steel

Black Oxide
For low to medium tensile strength materials

Type	Series	Catalog page reference
118° Conventional Point	200A	233
	240A	234
	280A	235



Jobber Drills High Speed Steel

Bright Finish
For aluminum and other non-ferrous materials

Type	Series	Catalog page reference
118° Conventional Point	200B	233
	240B	234
	280B	236



Jobber Drills High Speed Steel

Black Oxide
For low to medium tensile strength materials

Type	Series	Catalog page reference
118° Conventional Point	100SE, 180SE	237



Jobber Drills High Speed Steel

Black Oxide
For low to medium tensile strength materials

Type	Series	Catalog page reference
118° Conventional Point	T1B, BP1B, T2B, T3B	238, 239



Jobber Drills High Speed Steel

Bright Finish
For aluminum and other non-ferrous materials

Type	Series	Catalog page reference
118° Conventional Point	T1, BP1, T2, T3, MM1	240, 241, 242
3/8" Reduced Shank	T8, BP8	242



Left Hand Jobber Length Drills High Speed Steel

Bright Finish
For removal of broken screws and bolts

Type	Series	Catalog page reference
118° Conventional Point	200LH	245



Left Hand Jobber Length Drills High Speed Steel

Bright Finish
For removal of broken screws and bolts

Type	Series	Catalog page reference
118° Conventional Point	T1L	244



HEAVY-DUTY JOBBER LENGTH DRILLS



Jobber Drills High Speed Steel

Black Oxide
For better performance on low to medium tensile strength materials

Type	Series	Catalog page reference
135° Split Point	400A, 440A	246
	480A	247



Jobber Drills High Speed Steel

Black Oxide
Heavy-duty construction affords efficient portable drilling in medium strength alloy materials

Type	Series	Catalog page reference
135° Split Point	T1D, T2D, T3D	248, 249



Jobber Drills High Speed Steel

NITRO

Black & Gold Finish
Exceptional performance in most materials

Type	Series	Catalog page reference
135° Split Point	400N, 440N, 480N	250, 251



Jobber Drills
High Speed Steel

Black & Gold Finish
Heavy-duty construction affords efficient portable drilling in medium strength alloy materials

Type	Series	Catalog page reference
135° Split Point	400E	252
	480E, 800	253, 254



Jobber Drills
High Speed Steel



Black & Gold Finish
Heavy-duty core guarantees increased strength and better resistance to breakage

Type	Series	Catalog page reference
135° Split Point	T1HD, T2HD, T3HD, MM1HD, BP1HD	255, 256



Jobber Drills
High Speed Steel



Black & Gold Finish
Heavy-duty core guarantees increased strength and better resistance to breakage, with a 3-flat shank

Type	Series	Catalog page reference
135° Split Point 3-Flat Shank	T1HD+, T2HD+, T3HD+, MM1HD+, BP1HD+	257, 258



Jobber Drills
High Speed Steel



Black & Gold finish
Heavy-duty construction affords efficient portable drilling in medium strength alloy materials

Type	Series	Catalog page reference
135° Split Point	T101D, T102D, T103D	259, 260



Jobber Drills
High Speed Steel

Black & Gold Finish
Ideal for both hand held and CNC Operations

Type	Series	Catalog page reference
140° Split Point 3-Flat shank	400F	261



Jobber Drills
High Speed Steel



TiN Coating
Combines a super hard TiN coating with the heavy-duty Thunderbit core to guarantee increased strength and longer tool life

Type	Series	Catalog page reference
135° Split Point	T1HDG	262



Jobber Drills
High Speed Steel

TiN Coating
A super hard TiN coating to guarantee increased lubricity and longer tool life

Type	Series	Catalog page reference
135° Split Point	450T	263, 264



Jobber Drills
Cobalt

Bronze Finish
For hand held tools in mild steel

Type	Series	Catalog page reference
118° Split Point SST™	01-A	265



Jobber Drills
Cobalt

Bronze Finish
For tough materials such as stainless steel, titanium high temperature and high strength alloys

Type	Series	Catalog page reference
135° Split Point	500, 540, 580	266, 267
	500E, 580E	268



Jobber Drills
Cobalt



Bronze Finish
Heavy-duty Thunderbit core and cobalt base material for high performance drilling in tough materials

Type	Series	Catalog page reference
135° Split Point	T1HDC	269



Jobber Drills
Cobalt

Bronze Finish
For tough materials such as stainless steel, titanium high temperature and high strength alloys

Type	Series	Catalog page reference
135° Split Point	T1C, BP1C, T2C, T3C	270, 271



Jobber Drills
Cobalt

Bronze Finish
Stainless steel, titanium, high tensile steels and other hard materials

Type	Series	Catalog page reference
135° Split Point SST, SST+	01-A, 01-B, 01-C, 01-D	272, 273, 274



QUICK PAGES REFERENCES

HEAVY-DUTY JOBBER LENGTH DRILLS



Jobber Drills High Speed Steel

Black & Gold Finish
Exceptional performance in most materials

Type	Series	Catalog page reference
135° Split Point 3/8" Reduced Shank	1035N	275



Jobber Drills High Speed Steel



Black & Gold Finish
Heavy-duty core guarantees increased strength and better resistance to breakage

Type	Series	Catalog page reference
135° Split Point 3/8" Reduced Shank	T8HD, BP8HD	276



MECHANICS LENGTH DRILLS



Mechanics Length High Speed Steel



Black & Gold Finish
Exceptional performance in most materials

Type	Series	Catalog page reference
135° Split Point with 3-Flats	350N	284



Mechanics Length High Speed Steel

Black & Gold Oxide
Mechanics length drills are shorter for increased rigidity and strength especially in hand held drilling operations

Type	Series	Catalog page reference
135° Split Point	T1M, BP1M	285



Reduced Shank Mechanics Length High Speed Steel



Black & Gold Finish
Mechanics length drills are shorter for increased rigidity and strength especially in hand held drilling operations

Type	Series	Catalog page reference
135° Split Point	1045N	286



SCREW MACHINE LENGTH DRILLS



Screw Machine High Speed Steel

Black Oxide
For better performance on low to medium tensile strength materials

Type	Series	Catalog page reference
135° Split Point Straight Shank	300A	287
	340A	288
	380A, 300E	289



Screw Machine High Speed Steel

Black Oxide
Screw machine drills are shorter for increased rigidity and strength

Type	Series	Catalog page reference
135° Split Point	T4, T5	290
Black & Gold Finish	T4HD	292



Screw Machine High Speed Steel



Black & Gold Finish
Screw machine drills are shorter for increased rigidity and strength

Type	Series	Catalog page reference
135° Split Point	300N	291



Screw Machine

Cobalt

Bronze Finish

Screw machine drills are shorter for increased rigidity and strength. Cobalt for added strength

Type	Series	Catalog page reference
135° Split Point	300C, 380C	293



Screw Machine

Cobalt

Bronze Finish

Stainless steel, titanium, high tensile steels and other hard materials

Type	Series	Catalog page reference
135° Split Point SST+	01-H, 01-J	294, 295



Screw Machine

Cobalt

Bronze Finish

Screw machine drills are shorter for increased rigidity and strength

Type	Series	Catalog page reference
135° Split Point	T4C	297



Left Hand Screw Machine

Cobalt

Bronze Finish

For super abrasive resistance in tough metals

Type	Series	Catalog page reference
135° Split Point, 3-Flat Shank	300LH	298



DOUBLE-ENDED DRILLS



Double-Ended Drills

High Speed Steel

Black Oxide

Double the life thanks to flutes and cutting edges on both ends

Type	Series	Catalog page reference
135° Split Point	330	299



Double-Ended Drills

High Speed Steel

Black Oxide

Double the life thanks to flutes and cutting edges on both ends

Type	Series	Catalog page reference
135° Split Point	TSM8	299



Double-Ended Drills

Cobalt

Bronze Treatment

For thin gauge and sheet metal. Double the life thanks to flutes and cutting edges on both ends

Type	Series	Catalog page reference
135° Split Point	01-K	300



S&D DRILLS



S&D Drills

High Speed Steel

Bright and Black Finish

For better performance on low to medium tensile strength materials

Type	Series	Catalog page reference
118° Point 1/2" Reduced Shank	1000A, 1000F	301
3-Flats Reduced Shank	1000E	302



S&D Drills

High Speed Steel



Black & Gold Finish

For better performance on low to medium tensile strength materials

Type	Series	Catalog page reference
118° Split Point 1/2" Reduced Shank with 3-Flats	1000N	303
135° Split Point 3-Flats Reduced Shank	1000EF	304



S&D Drills

High Speed Steel



Black & Gold Oxide

For medium to high tensile strength Materials

Type	Series	Catalog page reference
118° Split Point 1/2" Reduced Shank with 3-Flats	T9FHD	305



QUICK PAGES REFERENCES

S&D DRILLS



S&D Drills

High Speed Steel

Black Oxide
For low to medium tensile strength materials

Type	Series	Catalog page reference
118° Split Point ½" Reduced Shank with 3-Flats	T9F, T9	305, 306



S&D Drills

Cobalt

Black & Gold Finish
For tough, high tensile strength materials

Type	Series	Catalog page reference
135° Split Point	1000C	307
Bronze Finish	1000EC	310



S&D Drills

Cobalt

Bronze Treatment
For high tensile steel, fits in a 3/8" chuck

Type	Series	Catalog page reference
135° 3/8" Reduced Shank	01-R	308
135° 1/2" Reduced Shank	01-M	308



S&D Drills

Cobalt

Black & Gold oxide
For low to medium tensile strength materials

Type	Series	Catalog page reference
118° Split Point	T9C	309



TAPER LENGTH DRILLS



Taper Length Drills

High Speed Steel

Black Oxide
For general purpose use in a wide range of materials

Type	Series	Catalog page reference
118° Conventional Point / Straight Shank	900	312



AIRCRAFT EXTENSION



Aircraft Extension Drills

High Speed Steel

Black Oxide
Long drills with jobbers length flutes for drilling holes in hard to reach places

Type	Series	Catalog page reference
135° Split Point Aircraft Extension 6" & 12"	1100, 1180	313
	1200, 1280	315



Aircraft Extension Drills

High Speed Steel

Black Oxide
Long drills with jobbers length flutes for drilling holes in hard to reach places

Type	Series	Catalog page reference
135° Split Point Aircraft Extension 6"	T6HH, BP6HH, T6WW	314
	T12HH, BP12HH, 12WW	316



Aircraft Extension Drills

Cobalt

Bronze Finish
Long drills with jobbers length flutes for drilling holes in hard to reach places

Type	Series	Catalog page reference
135° Split Point	1100C, 1180C	317
	1200C, 1280C	318



EXTRA LENGTH DRILLS



Extra Length Drills

High Speed Steel

Black Oxide For deep hole drilling in a wide range of material		
Type	Series	Catalog page reference
118° Split Point 8"	1308	319
118° Split Point 12"	1312, 1312R	319
118° Split Point 18"	1318, 1318R	320



Extra Length Drills

High Speed Steel

Bright Finish For deep hole drilling in a wide range of material		
Type	Series	Catalog page reference
118° Split Point 12"	T1290	320
118° Split Point 18"	T1813	320



TAPER SHANK DRILLS



Taper Shank Drills

High Speed Steel

Black Oxide For general purpose use in a wide range of materials		
Type	Series	Catalog page reference
118° Conventional Point / Taper Shank	1400	321
	1450, 1475	322



HEX SHANK DRILLS



HEX Drills

High Speed Steel



Black & Gold Oxide 1/4" hex shank for HEX or adjustable power tool chucks, added strength due to Thunderbit geometry		
Type	Series	Catalog page reference
135° Self-Centering Split Point	HEXT4HD	323



HEX Drills

High Speed Steel

Black Oxide 1/4" hex shank for HEX or adjustable power tool chucks		
Type	Series	Catalog page reference
135° Self-Centering Split Point	HEXT4	323



QUICK PAGES REFERENCES

SOLID CARBIDE DRILLS



Jobber Drills

Carbide Tip

Bright Finish

For use in drilling cast iron, cast steel, bronze, hard copper, aluminium and hard non-ferrous materials

Type	Series	Catalog page reference
118° Split Point	600, 680	324



Jobber Length Drills

Solid Carbide

Bright Finish

For use in drilling abrasive materials such as cast iron, non-ferrous alloys, high silicon aluminum, hard rubber, and Plexiglas

Type	Series	Catalog page reference
118° Point	700	325, 326



Straight Flute Drills

Solid Carbide

Bright Finish

For use in drilling difficult materials (up to Rc 60) including nickel alloys, chrome alloys, steel weldments, titanium alloys, high temperature alloys, and stainless-steel weldments

Type	Series	Catalog page reference
140° Split Point	710	327, 328



Screw Machine

Solid Carbide

Bright Finish

Slow helix 135° split point provides ease of penetration and increases edge strength

Type	Series	Catalog page reference
Slow Helix 135° Split Point	720	329, 330



3-Flute

Solid Carbide

Bright Finish

For titanium, cast iron, low alloy steel, and high silicon aluminum applications

Type	Series	Catalog page reference
150° Point	730	331



Spade Drills

Solid Carbide

Bright Finish

Perform well in hard to machine materials (up to Rc 60), high strength alloys, plastic, and glass

Type	Series	Catalog page reference
118° Point	750	332



Combined Drill & Countersink

Solid Carbide

Bright Finish

Ideal for drilling and countersinking in difficult materials

Type	Series	Catalog page reference
60° Angle	3500C	332



MASONRY DRILLS



Masonry Drills

Carbide Tip

Gold & Silver Finish

For used in drilling drill concrete, natural stone, aerated concrete, masonry, brick, block, and lime sandstone

Type	Series	Catalog page reference
Straight Shank	1600N	333



Masonry Drills

Carbide Tip

Black & Gold Tipped

Combine a rotation and percussion that helps the drill achieve a cutting and grinding action at the same time

Type	Series	Catalog page reference
Rotary Percussion & Hammer Drilling, Round Shank	1600A	333



Masonry Drills

Carbide Tip

Black with Gold Tip Finish

Type	Series	Catalog page reference
TAPCON® Screw Type Anchor Bits	1800A, 1800E	334



Masonry Drills

Carbide Tip

Bright Finish		
Type	Series	Catalog page reference
TAPCON® SDS-HEX Type Screw Anchor Drills	1750	334



SDS Plus Masonry Drills

Carbide Tip

Bright Finish		
Type	Series	Catalog page reference
Short head to flute entrance allows debris to quickly channel down the flute for faster drilling progress		
SDS Plus	1700A, 1700B (in bulk)	335



SDS Plus Masonry Drills

Carbide Tip

Bright Finish		
Type	Series	Catalog page reference
Designed for longer life when drilling in concrete		
SDS Plus Dura-Tip	1720, 1720B (in bulk)	336



SDS Max Masonry Drills

Carbide Tip

Bright Finish		
Type	Series	Catalog page reference
Designed for longer life in concrete and reinforced concrete applications		
SDS Max	1740	336



Rebar Cutters

Carbide Tip

Bright Finish		
Type	Series	Catalog page reference
Perfect solution for drilling through concrete embedded rebar		
Micro SDS+ or 3-Flat Shank	1760, 1770	337
Head Only	1780	337



Hammer Drill Tools

Series	Catalog page reference
1850, 1860	338



MISCELLANEOUS DRILLS



Miscellaneous Drills		
Series	Description	Catalog page reference
1840	Glass, Tile, & Ceramics Bits	334
1900E	Ship Auger Bits	342
1950E	Paddle Bits	342
3500	Combined Drill & Countersink, HSS, 60° Angle, Plain Type	343
3500E	Combined Drill & Countersink, HSS, 60° Angle, Plain & Bell Type	343
3575E	Combined Drill & Countersink, HSS, 60° Angle, Long Length Series	344
400P	Pilot Drill for Holesaws, Bright, 118° Point	344
8900	Multi-Step Drill for Sheet Metal	340
8950	Multi-Step Drills	340
9000E	Screw Extractors	345

Miscellaneous Drills		
Series	Description	Catalog page reference
TG7	Diamond Tipped Core bits	339

Miscellaneous Drills		
Series	Description	Catalog page reference
01-W	Multi-Step Drill Bits	341

Drill Accessories		
Series	Description	Catalog page reference
1420	Hardened Drill Sleeve, Regular Length	346
1440	Hardened Drill Sleeve, Extension Length	346
1470	Drill Drifts	346
-	Drill Gauges	346

DRILL BITS EXPLAINED

WALTER, DRILLCO AND TRIUMPH OFFER A COMPLETE PRODUCT PROGRAM FOR A WIDE RANGE OF MATERIALS, APPLICATIONS, AND INDUSTRIES

WHAT DOES THE WALTER SST™ PROGRAM OFFER?

SST™


- ▷ Special HSS M35 cobalt material for premium performance and extended tool life
- ▷ High flow spiral and chisel edge design to maximize chip evacuation
- ▷ Proven SST™ heat and surface treatment to reduce friction and increase chip flow
- ▷ Self-centering split point allowing you to drill any size hole in a single operation and prevents the "walking effect" on curved surfaces
- ▷ Available in stub or jobber length with round shank or specially designed six-flat shank



WHAT DOES THE DRILLCO Nitro® PROGRAM OFFER?

NITRO

- ▷ A complete line of drills including jobber length, mechanic's length, stub length, silver & deming (S&D), and sets
- ▷ All Nitro® drills are made from premium quality M2 High Speed Steel
- ▷ Body and flute are black and gold surface treated for maximum lubricity
- ▷ Split Point ensures ease of penetration and reduces "walking" when starting a hole
- ▷ Designed for use in portable hand drills, or fixed spindle applications (CNC Machines, Drill Presses)



WHAT DOES THE TRIUMPH THUNDERBIT® PROGRAM OFFER?

THUNDERBIT® THUNDERBIT® THUNDERBIT® THUNDERBIT®

- ▷ A complete line of drills including jobber length, stub length, silver & deming (S&D), hex shanks, and sets
- ▷ Unique spiral flute design improves chip ejection and coolant flow to the point
- ▷ The heavy-duty core guarantees increased strength and reduced breakage
- ▷ 135° self-centering split point prevents "walking" and provides quick penetration
- ▷ Friction-reducing black & bronze oxide surface treatments for higher drilling speeds
- ▷ Available in High-Speed Steel (HSS) and Cobalt
- ▷ Designed for use in portable hand drills
- ▷ Made in the USA

Tech tip!

Use a drill with a flatted shank to reduce slippage in the drill chuck in portable drill applications.



THUNDERBIT <i>The HOLE Story</i>		
<p>Unique spiral flute design improves chip ejection and coolant flow to the point</p>		
<p>The heavy-duty core guarantees increased strength and reduced breakage</p>		
<p>135° self-centering split point prevents "walking" and provides quick penetration</p>		
<p>Friction-reducing black & bronze oxide surface treatments for higher drilling speeds</p>		
THUNDERBIT®	GENERAL PURPOSE	

MATERIAL

High Speed Steel (HSS)

The most commonly used tool material for general purpose drilling. Suitable for most materials, including low to medium strength steels, aluminum and other non-ferrous materials, as well as wood and plastic.

Cobalt (HSCo)

This composition increases tool "hardness" and improves "wear resistance" making it a great option for drilling into harder steel as well as stainless steel grades.

Carbide (C)

Carbide tools are designed for very hard and very tough to machine materials. Carbide drills are more brittle than HSS or HSCo drills, and should only be used for production drilling in stationary equipment. They are not recommended for use in hand held portable drills.

Why it's important?
It's important to select the correct material of the drill bit based on your application to maximize performance.

DRILL POINT STYLE

Conventional

Most commonly used drill point. Ideal for a wide variety of materials.




Split Point

Designed to drill in hard and soft materials, it reduces "walking", lifts away debris, allowing you to drill holes faster and with less chance of breakage. Ideal for curved surfaces.



DRILL LENGTH



FINISH AND COATING

Bright Finish

Can be used on low-carbon steel and aluminum.



Black Oxide

More lubricity than bright finish. Resists corrosion and oxidation with an added heat treatment that reduces friction.



Black and Gold

Better resistance to corrosion and breakage while increasing lubricity. Reduces chipping and flaking. Can be used on most materials.



Titanium Nitride Coated (TiN)

A wear resistant gold colored, all-purpose ceramic coating provides high hardness, low coefficient of friction and thermal barrier. Tool life may be extended 500% or more in high wear or very abrasive drilling applications.



Bronze

Will increase lubricity and bit life while reducing chip build-up. For performance on harder metals and stainless steel. Applied primarily to Cobalt drills.



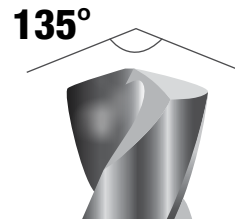
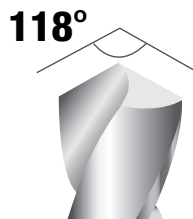
DRILL POINT ANGLE

118°

Ideal for cutting mild steel, aluminum, and free machining materials.

135°

Ideal for drilling into more difficult to machine materials, such as stainless steel, hardened steels, cast iron and more. For CNC or hand drilling applications.



Why it's important?

- ▷ The shorter the bit, the more suitable they are for applications that require precision and accuracy.
- ▷ The shorter the bit the more rigid it is.
- ▷ Ensure you use the right flute length to get the chips completely out of the hole.

DRILL BIT SELECTION

SECTION 1 – DRILL BIT MATERIAL AND GEOMETRY

Increasing Hardness

High-Speed Steel (HSS) M2

High-speed steel, for most drilling applications
Recommended series:
200A, 400N, T1, T1B

HSS + Cobalt (HSCo) M35 M42

Premium high-speed steel with 5% cobalt, for added hardness, suitable for many drilling applications
Recommended series:
01-A, 01-D, 01-B

Premium high-speed steel with 8% cobalt for added hardness, suitable for many drilling applications
Recommended series:
500, 540, 580, T1HDC, T1C

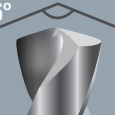
Solid Carbide (SC)

Solid carbide is meant for the toughest materials and is designed to be used in CNC applications
Recommended series:
600, 680, 700

118°



135°



Use 118° conventional point for soft materials like aluminum
Recommended series: 200B, T1B, 01-A

Use 135° split-point for harder materials like steel, or stainless steel
Recommended series: 400N, T1D, T1HD, T1HDG, 01-A

SECTION 2 – DRILL BIT LENGTH

Shortest

Longest


Stub or Screw Machine Length	Mechanics Length	Jobber Length	S&D Prentice	Aircraft Extension	Extra Length
Used in sheet metal and fixed spindle machines.	Performs best in handheld drilling applications.	A do-it-all length that can be used in most applications.	Large diameter with a 1/2" reduced shank to be used in 1/2" drill chucks.	Long length drill bits, with jobber length flutes for extra reach.	Long length drill bits, with extra long flutes for deep hole drilling.
Recommended series: 300A, 300N, T4HD, 300C, 01-H, 01-J	Recommended series: 350N, T1M, 1045N	Recommended series: 400N, T1HD, 01-A	Recommended series: 1000A, 1000N, T9F-HD, 01-M	Recommended series: 1100, 1200, 1100C, 1200C	Recommended series: 1308, 1312, 1318

SECTION 3 – POWER TOOL USED



When using a handheld power tool, a 3-flats or hex shank drill bit should be used.

Recommended series:
T101D, T1HD+, 01-A, 350N



In fixed spindle machines like drill presses, a round shank should be used to reduce the chances of breakage.

IMPORTANT – TIPS TO GET THE MOST OUT OF YOUR DRILL BIT

Speed – Using the optimal RPM for the drill bit diameter and material being drilled will increase productivity.

Feed – Using the right pressure and feed rate will optimize the drilling operation and extend drill bit life.

Lube – Using lubricant increases drill bit life, and improves chip ejection for a better surface finish on your hole.

JOBBER LENGTH GENERAL PURPOSE DRILLS

Designed for general purpose drilling under a wide range of drilling condition. It can drill various materials such as cast iron, steel, and steel forging. The surface treatment prevents chip welding, improves chip flow and increases abrasion resistance.

- ▷ 118° Point designed for general use
- ▷ A general purpose jobber for a wide range of applications
- ▷ Black oxide finish improves chip flow and increases abrasion resistance
- ▷ Bright finish recommended for aluminum and other non-ferrous materials
- ▷ Available in bulk packaging

200A SERIES

GENERAL PURPOSE HIGH SPEED STEEL

118° Point / Straight Shank
Fractional / Black Oxide



200A - Black Oxide

Size	Flute Length	Overall Length	200A Order No.
1/64"	3/16"	3/4"	200A101
1/32"	1/2"	1-3/8"	200A102
3/64"	3/4"	1-3/4"	200A103
1/16"	7/8"	1-7/8"	200A104
5/64"	1"	2"	200A105
3/32"	1-1/4"	2-1/4"	200A106
7/64"	1-1/2"	2-5/8"	200A107
1/8"	1-5/8"	2-3/4"	200A108
9/64"	1-3/4"	2-7/8"	200A109
5/32"	2"	3-1/8"	200A110
11/64"	2-1/8"	3-1/4"	200A111
3/16"	2-5/16"	3-1/2"	200A112
13/64"	2-7/16"	3-5/8"	200A113
7/32"	2-1/2"	3-3/4"	200A114
15/64"	2-5/8"	3-7/8"	200A115
1/4"	2-3/4"	4"	200A116
17/64"	2-7/8"	4-1/8"	200A117
9/32"	2-15/16"	4-1/4"	200A118
19/64"	3-1/16"	4-3/8"	200A119
5/16"	3-3/16"	4-1/2"	200A120
21/64"	3-5/16"	4-5/8"	200A121
11/32"	3-7/16"	4-3/4"	200A122
23/64"	3-1/2"	4-7/8"	200A123
3/8"	3-5/8"	5"	200A124
25/64"	3-3/4"	5-1/8"	200A125
13/32"	3-7/8"	5-1/4"	200A126
27/64"	3-15/16"	5-3/8"	200A127
7/16"	4-1/16"	5-1/2"	200A128
29/64"	4-3/16"	5-5/8"	200A129
15/32"	4-5/16"	5-3/4"	200A130
31/64"	4-3/8"	5-7/8"	200A131
1/2"	4-1/2"	6"	200A132

200B SERIES

GENERAL PURPOSE HIGH SPEED STEEL

118° Point / Straight Shank
Fractional / Bright



200B - Bright

Size	Flute Length	Overall Length	200B Order No.
1/64"	3/16"	3/4"	200B101
1/32"	1/2"	1-3/8"	200B102
3/64"	3/4"	1-3/4"	200B103
1/16"	7/8"	1-7/8"	200B104
5/64"	1"	2"	200B105
3/32"	1-1/4"	2-1/4"	200B106
7/64"	1-1/2"	2-5/8"	200B107
1/8"	1-5/8"	2-3/4"	200B108
9/64"	1-3/4"	2-7/8"	200B109
5/32"	2"	3-1/8"	200B110
11/64"	2-1/8"	3-1/4"	200B111
3/16"	2-5/16"	3-1/2"	200B112
13/64"	2-7/16"	3-5/8"	200B113
7/32"	2-1/2"	3-3/4"	200B114
15/64"	2-5/8"	3-7/8"	200B115
1/4"	2-3/4"	4"	200B116
17/64"	2-7/8"	4-1/8"	200B117
9/32"	2-15/16"	4-1/4"	200B118
19/64"	3-1/16"	4-3/8"	200B119
5/16"	3-3/16"	4-1/2"	200B120
21/64"	3-5/16"	4-5/8"	200B121
11/32"	3-7/16"	4-3/4"	200B122
23/64"	3-1/2"	4-7/8"	200B123
3/8"	3-5/8"	5"	200B124
25/64"	3-3/4"	5-1/8"	200B125
13/32"	3-7/8"	5-1/4"	200B126
27/64"	3-15/16"	5-3/8"	200B127
7/16"	4-1/16"	5-1/2"	200B128
29/64"	4-3/16"	5-5/8"	200B129
15/32"	4-5/16"	5-3/4"	200B130
31/64"	4-3/8"	5-7/8"	200B131
1/2"	4-1/2"	6"	200B132

1/64" thru 19/64" - 12 per pack, 5/16" thru 1/2" - 6 per pack

Sizes	Bulk Quantity
1/16" - 1/8" & #60 - #30	504
9/64" - 13/64" & #29 - #6	252
7/32" - 5/16" & #5 - #1 & A - N	132
21/64" - 1/2" & O - Z	72

GENERAL PURPOSE JOBBER LENGTH DRILLS

240A SERIES

GENERAL PURPOSE HIGH SPEED STEEL

118° Point / Straight Shank
Letter / Black Oxide



240A - Black Oxide

Size	Flute Length	Overall Length	240A Order No.
A	2-5/8"	3-7/8"	240A501
B	2-3/4"	4"	240A502
C	2-3/4"	4"	240A503
D	2-3/4"	4"	240A504
E	2-3/4"	4"	240A505
F	2-7/8"	4-1/8"	240A506
G	2-7/8"	4-1/8"	240A507
H	2-7/8"	4-1/8"	240A508
I	2-7/8"	4-1/8"	240A509
J	2-7/8"	4-1/8"	240A510
K	2-15/16"	4-1/4"	240A511
L	2-15/16"	4-1/4"	240A512
M	3-1/16"	4-3/8"	240A513
N	3-1/16"	4-3/8"	240A514
O	3-3/16"	4-1/2"	240A515
P	3-5/16"	4-5/8"	240A516
Q	3-7/16"	4-3/4"	240A517
R	3-7/16"	4-3/4"	240A518
S	3-1/2"	4-7/8"	240A519
T	3-1/2"	4-7/8"	240A520
U	3-5/8"	5"	240A521
V	3-5/8"	5"	240A522
W	3-3/4"	5-1/8"	240A523
X	3-3/4"	5-1/8"	240A524
Y	3-7/8"	5-1/4"	240A525
Z	3-7/8"	5-1/4"	240A526

240B SERIES

GENERAL PURPOSE HIGH SPEED STEEL

118° Point / Straight Shank
Letter / Bright



240B - Bright

Size	Flute Length	Overall Length	240B Order No.
A	2-5/8"	3-7/8"	240B501
B	2-3/4"	4"	240B502
C	2-3/4"	4"	240B503
D	2-3/4"	4"	240B504
E	2-3/4"	4"	240B505
F	2-7/8"	4-1/8"	240B506
G	2-7/8"	4-1/8"	240B507
H	2-7/8"	4-1/8"	240B508
I	2-7/8"	4-1/8"	240B509
J	2-7/8"	4-1/8"	240B510
K	2-15/16"	4-1/4"	240B511
L	2-15/16"	4-1/4"	240B512
M	3-1/16"	4-3/8"	240B513
N	3-1/16"	4-3/8"	240B514
O	3-3/16"	4-1/2"	240B515
P	3-5/16"	4-5/8"	240B516
Q	3-7/16"	4-3/4"	240B517
R	3-7/16"	4-3/4"	240B518
S	3-1/2"	4-7/8"	240B519
T	3-1/2"	4-7/8"	240B520
U	3-5/8"	5"	240B521
V	3-5/8"	5"	240B522
W	3-3/4"	5-1/8"	240B523
X	3-3/4"	5-1/8"	240B524
Y	3-7/8"	5-1/4"	240B525
Z	3-7/8"	5-1/4"	240B526

"A" thru "L" - 12 per pack, "M" thru "Z" - 6 per pack

Corresponding Sets				
No. of Pcs.	Description	Order No.	Order No.	
200/240/280 & 200B/240B/280B Series Jobber Drill Sets				
13	1/16" - 1/4" by 64 ^{ths}	200A13	200B13	
15	1/16" - 1/2" by 32 ^{nds}	200A15	200B15	
19	Maintenance Set - 1/16, 5/64, 3/32, 1/8, #29, #25, 5/32, #21, 3/16, #7, 7/32, 1/4, F, 5/16, U, 3/8, 27/64, 7/16, 1/2	200A19	200B19	
20	#61 - #80	200A20	-	
21	1/16" - 3/8" by 64 ^{ths}	200A21	200B21	
21	1/16" - 1/4" by 64 ^{ths} & 9/32" - 1/2" by 32 ^{nds}	200A21V	200B21V	
26	A - Z	200A26	200B26	
29	1/16" - 1/2" by 64 ^{ths}	200A29	200B29	
29	DRILL PAL 1/16" - 1/2" by 64 ^{ths}	200AW29	-	
60	#1 - #60	200A60	200B60	
115	1/16" - 1/2" by 64 ^{ths} , #1 - 60, A - Z	200A0115	200B0115	



200AW29



200B29

GENERAL PURPOSE JOBBER LENGTH DRILLS

280A SERIES

GENERAL PURPOSE HIGH SPEED STEEL

118° Point / Straight Shank

Number / Black Oxide



280A - Black Oxide

Size	Flute Length	Overall Length	280A Order No.
1	2-5/8"	3-7/8"	280A001
2	2-1/2"	3-7/8"	280A002
3	2-1/2"	3-3/4"	280A003
4	2-1/2"	3-3/4"	280A004
5	2-1/2"	3-3/4"	280A005
6	2-1/2"	3-3/4"	280A006
7	2-7/16"	3-5/8"	280A007
8	2-7/16"	3-5/8"	280A008
9	2-7/16"	3-5/8"	280A009
10	2-7/16"	3-5/8"	280A010
11	2-5/16"	3-1/2"	280A011
12	2-5/16"	3-1/2"	280A012
13	2-5/16"	3-1/2"	280A013
14	2-3/16"	3-3/8"	280A014
15	2-3/16"	3-3/8"	280A015
16	2-3/16"	3-3/8"	280A016
17	2-3/16"	3-3/8"	280A017
18	2-1/8"	3-1/4"	280A018
19	2-1/8"	3-1/4"	280A019
20	2-1/8"	3-1/4"	280A020
21	2-1/8"	3-1/4"	280A021
22	2"	3-1/8"	280A022
23	2"	3-1/8"	280A023
24	2"	3-1/8"	280A024
25	1-7/8"	3"	280A025
26	1-7/8"	3"	280A026
27	1-7/8"	3"	280A027
28	1-3/4"	2-7/8"	280A028
29	1-3/4"	2-7/8"	280A029
30	1-5/8"	2-3/4"	280A030
31	1-5/8"	2-3/4"	280A031
32	1-5/8"	2-3/4"	280A032
33	1-1/2"	2-5/8"	280A033
34	1-1/2"	2-5/8"	280A034
35	1-1/2"	2-5/8"	280A035
36	1-7/16"	2-1/2"	280A036
37	1-7/16"	2-1/2"	280A037
38	1-7/16"	2-1/2"	280A038
39	1-3/8"	2-3/8"	280A039
40	1-3/8"	2-3/8"	280A040

Size	Flute Length	Overall Length	280A Order No.
41	1-3/8"	2-3/8"	280A041
42	1-1/4"	2-1/4"	280A042
43	1-1/4"	2-1/4"	280A043
44	1-1/8"	2-1/8"	280A044
45	1-1/8"	2-1/8"	280A045
46	1-1/8"	2-1/8"	280A046
47	1"	2"	280A047
48	1"	2"	280A048
49	1"	2"	280A049
50	1"	2"	280A050
51	1"	2"	280A051
52	7/8"	1-7/8"	280A052
53	7/8"	1-7/8"	280A053
54	7/8"	1-7/8"	280A054
55	7/8"	1-7/8"	280A055
56	3/4"	1-3/4"	280A056
57	3/4"	1-3/4"	280A057
58	11/16"	1-5/8"	280A058
59	11/16"	1-5/8"	280A059
60	11/16"	1-5/8"	280A060
61	11/16"	1-5/8"	280A061
62	5/8"	1-1/2"	280A062
63	5/8"	1-1/2"	280A063
64	5/8"	1-1/2"	280A064
65	5/8"	1-1/2"	280A065
66	1/2"	1-3/8"	280A066
67	1/2"	1-3/8"	280A067
68	1/2"	1-3/8"	280A068
69	1/2"	1-3/8"	280A069
70	3/8"	1-1/4"	280A070
71	3/8"	1-1/4"	280A071
72	5/16"	1-1/8"	280A072
73	5/16"	1-1/8"	280A073
74	1/4"	1"	280A074
75	1/4"	1"	280A075
76	3/16"	7/8"	280A076
77	3/16"	7/8"	280A077
78	3/16"	7/8"	280A078
79	1/8"	3/4"	280A079
80	1/8"	3/4"	280A080

#1 thru #80 - 12 per pack

Sizes	Bulk Quantity
1/16" - 1/8" & #60 - #30	504
9/64" - 13/64" & #29 - #6	252
7/32" - 5/16" & #5 - #1 & A - N	132
21/64" - 1/2" & 0 - Z	72

GENERAL PURPOSE JOBBER LENGTH DRILLS

280B SERIES

GENERAL PURPOSE HIGH SPEED STEEL

118° Point / Straight Shank

Number / Bright



280B - Bright

Size	Flute Length	Overall Length	280B Order No.
1	2-5/8"	3-7/8"	280B001
2	2-1/2"	3-7/8"	280B002
3	2-1/2"	3-3/4"	280B003
4	2-1/2"	3-3/4"	280B004
5	2-1/2"	3-3/4"	280B005
6	2-1/2"	3-3/4"	280B006
7	2-7/16"	3-5/8"	280B007
8	2-7/16"	3-5/8"	280B008
9	2-7/16"	3-5/8"	280B009
10	2-7/16"	3-5/8"	280B010
11	2-5/16"	3-1/2"	280B011
12	2-5/16"	3-1/2"	280B012
13	2-5/16"	3-1/2"	280B013
14	2-3/16"	3-3/8"	280B014
15	2-3/16"	3-3/8"	280B015
16	2-3/16"	3-3/8"	280B016
17	2-3/16"	3-3/8"	280B017
18	2-1/8"	3-1/4"	280B018
19	2-1/8"	3-1/4"	280B019
20	2-1/8"	3-1/4"	280B020
21	2-1/8"	3-1/4"	280B021
22	2"	3-1/8"	280B022
23	2"	3-1/8"	280B023
24	2"	3-1/8"	280B024
25	1-7/8"	3"	280B025
26	1-7/8"	3"	280B026
27	1-7/8"	3"	280B027
28	1-3/4"	2-7/8"	280B028
29	1-3/4"	2-7/8"	280B029
30	1-5/8"	2-3/4"	280B030
31	1-5/8"	2-3/4"	280B031
32	1-5/8"	2-3/4"	280B032
33	1-1/2"	2-5/8"	280B033
34	1-1/2"	2-5/8"	280B034
35	1-1/2"	2-5/8"	280B035
36	1-7/16"	2-1/2"	280B036
37	1-7/16"	2-1/2"	280B037
38	1-7/16"	2-1/2"	280B038
39	1-3/8"	2-3/8"	280B039
40	1-3/8"	2-3/8"	280B040

Size	Flute Length	Overall Length	280B Order No.
41	1-3/8"	2-3/8"	280B041
42	1-1/4"	2-1/4"	280B042
43	1-1/4"	2-1/4"	280B043
44	1-1/8"	2-1/8"	280B044
45	1-1/8"	2-1/8"	280B045
46	1-1/8"	2-1/8"	280B046
47	1"	2"	280B047
48	1"	2"	280B048
49	1"	2"	280B049
50	1"	2"	280B050
51	1"	2"	280B051
52	7/8"	1-7/8"	280B052
53	7/8"	1-7/8"	280B053
54	7/8"	1-7/8"	280B054
55	7/8"	1-7/8"	280B055
56	3/4"	1-3/4"	280B056
57	3/4"	1-3/4"	280B057
58	11/16"	1-5/8"	280B058
59	11/16"	1-5/8"	280B059
60	11/16"	1-5/8"	280B060
61	11/16"	1-5/8"	280B061
62	5/8"	1-1/2"	280B062
63	5/8"	1-1/2"	280B063
64	5/8"	1-1/2"	280B064
65	5/8"	1-1/2"	280B065
66	1/2"	1-3/8"	280B066
67	1/2"	1-3/8"	280B067
68	1/2"	1-3/8"	280B068
69	1/2"	1-3/8"	280B069
70	3/8"	1-1/4"	280B070
71	3/8"	1-1/4"	280B071
72	5/16"	1-1/8"	280B072
73	5/16"	1-1/8"	280B073
74	1/4"	1"	280B074
75	1/4"	1"	280B075
76	3/16"	7/8"	280B076
77	3/16"	7/8"	280B077
78	3/16"	7/8"	280B078
79	1/8"	3/4"	280B079
80	1/8"	3/4"	280B080

#1 thru #80 - 12 per pack

Sizes	Bulk Quantity
1/16" - 1/8" & #60 - #30	504
9/64" - 13/64" & #29 - #6	252
7/32" - 5/16" & #5 - #1 & A - N	132
21/64" - 1/2" & 0 - Z	72

GENERAL PURPOSE JOBBER LENGTH DRILLS

100SE SERIES

GENERAL PURPOSE HIGH SPEED STEEL

118° Point / Straight Shank
Fractional / Black Oxide



100SE

Size	Flute Length	Overall Length	100SE Order No.
1/16"	7/8"	1-7/8"	100SE104
5/64"	1"	2"	100SE105
3/32"	1-1/4"	2-1/4"	100SE106
7/64"	1-1/2"	2-5/8"	100SE107
1/8"	1-5/8"	2-3/4"	100SE108
9/64"	1-3/4"	2-7/8"	100SE109
5/32"	2"	3-1/8"	100SE110
11/64"	2-1/8"	3-1/4"	100SE111
3/16"	2-5/16"	3-1/2"	100SE112
13/64"	2-7/16"	3-5/8"	100SE113
7/32"	2-1/2"	3-3/4"	100SE114
15/64"	2-5/8"	3-7/8"	100SE115
1/4"	2-3/4"	4"	100SE116
17/64"	2-7/8"	4-1/8"	100SE117
9/32"	2-15/16"	4-1/4"	100SE118
19/64"	3-1/16"	4-3/8"	100SE119
5/16"	3-3/16"	4-1/2"	100SE120
21/64"	3-5/16"	4-5/8"	100SE121
11/32"	3-7/16"	4-3/4"	100SE122
23/64"	3-1/2"	4-7/8"	100SE123
3/8"	3-5/8"	5"	100SE124
25/64"	3-3/4"	5-1/8"	100SE125
13/32"	3-7/8"	5-1/4"	100SE126
27/64"	3-15/16"	5-3/8"	100SE127
7/16"	4-1/16"	5-1/2"	100SE128
29/64"	4-3/16"	5-5/8"	100SE129
15/32"	4-5/16"	5-3/4"	100SE130
31/64"	4-3/8"	5-7/8"	100SE131
1/2"	4-1/2"	6"	100SE132

1/16" thru 19/64" - 12 per pack, 5/16" thru 1/2" - 6 per pack



100SE15

Corresponding Sets		
No. of Pcs.	Description	Order No.
100SE Series Jobber Drill Sets		
13	1/16" - 1/4" by 64 ^{ths}	100SE13
15	1/16" - 1/2" by 32 ^{nds}	100SE15
21	1/16" - 3/8" by 64 ^{ths}	100SE21
21	1/16" - 1/4" by 64 ^{ths} & 9/32" - 1/2" by 32 ^{nds}	100SE21V
29	DRILL PAL 1/16" - 1/2" by 64 ^{ths}	100SEW29
29	1/16" - 1/2" by 64 ^{ths}	100SE29

180SE SERIES

GENERAL PURPOSE HIGH SPEED STEEL

118° Point / Straight Shank
Number / Black Oxide



180SE

Size	Flute Length	Overall Length	180SE Order No.
1	2-5/8"	3-7/8"	180SE001
2	2-1/2"	3-7/8"	180SE002
3	2-1/2"	3-3/4"	180SE003
4	2-1/2"	3-3/4"	180SE004
5	2-1/2"	3-3/4"	180SE005
6	2-1/2"	3-3/4"	180SE006
7	2-7/16"	3-5/8"	180SE007
8	2-7/16"	3-5/8"	180SE008
9	2-7/16"	3-5/8"	180SE009
10	2-7/16"	3-5/8"	180SE010
11	2-5/16"	3-1/2"	180SE011
12	2-5/16"	3-1/2"	180SE012
13	2-5/16"	3-1/2"	180SE013
14	2-3/16"	3-3/8"	180SE014
15	2-3/16"	3-3/8"	180SE015
16	2-3/16"	3-3/8"	180SE016
17	2-3/16"	3-3/8"	180SE017
18	2-1/8"	3-1/4"	180SE018
19	2-1/8"	3-1/4"	180SE019
20	2-1/8"	3-1/4"	180SE020
21	2-1/8"	3-1/4"	180SE021
22	2"	3-1/8"	180SE022
23	2"	3-1/8"	180SE023
24	2"	3-1/8"	180SE024
25	1-7/8"	3"	180SE025
26	1-7/8"	3"	180SE026
27	1-7/8"	3"	180SE027
28	1-3/4"	2-7/8"	180SE028
29	1-3/4"	2-7/8"	180SE029
30	1-5/8"	2-3/4"	180SE030
31	1-5/8"	2-3/4"	180SE031
32	1-5/8"	2-3/4"	180SE032
33	1-1/2"	2-5/8"	180SE033
34	1-1/2"	2-5/8"	180SE034
35	1-1/2"	2-5/8"	180SE035
36	1-7/16"	2-1/2"	180SE036
37	1-7/16"	2-1/2"	180SE037
38	1-7/16"	2-1/2"	180SE038
39	1-3/8"	2-3/8"	180SE039
40	1-3/8"	2-3/8"	180SE040

#1 thru #40 - 12 per pack

GENERAL PURPOSE JOBBER LENGTH DRILLS

Designed for general purpose drilling under a wide range of drilling condition. It can drill various materials such as cast iron, steel, and steel forging.

- ▷ 118° Point designed for general use
- ▷ A general purpose jobber for a wide range of applications
- ▷ Black Oxide improves chip flow and increases abrasion resistance

T1B - BP1B - T2B - T3B SERIES GENERAL PURPOSE HIGH SPEED



118° Point / Straight Shank

Size	Decimal Equivalent	Flute Length	Overall Length	T1B Packaging: Tube		T1B Packaging: Bulk		BP1B Packaging: Card	
				Order No.	Pkg Qty	Order No.	Pkg Qty	Order No.	Pkg Qty
1/64"	.0156	3/16"	3/4"	011201	12	-	-	-	-
1/32"	.0312	1/2"	1-3/8"	011202	12	011202.20	288	-	-
3/64"	.0469	3/4"	1-3/4"	011203	12	011203.20	288	-	-
1/16"	.0625	7/8"	1-7/8"	011204	12	011204.20	288	011304	1
5/64"	.0781	1"	2"	011205	12	011205.20	288	011305	1
3/32"	.0938	1-1/4"	2-1/4"	011206	12	011206.20	288	011306	1
7/64"	.1094	1-1/2"	2-5/8"	011207	12	011207.20	288	011307	1
1/8"	.1250	1-5/8"	2-3/4"	011208	12	011208.20	288	011308	1
9/64"	.1406	1-3/4"	2-7/8"	011209	12	011209.20	288	011309	1
5/32"	.1562	2"	3-1/8"	011210	12	011210.20	288	011310	1
11/64"	.1719	2-1/8"	3-1/4"	011211	12	011211.20	288	011311	1
3/16"	.1875	2-5/16"	3-1/2"	011212	12	011212.20	288	011312	1
13/64"	.2031	2-7/16"	3-5/8"	011213	12	011213.20	288	011313	1
7/32"	.2188	2-1/2"	3-3/4"	011214	12	011214.20	288	011314	1
15/64"	.2344	2-5/8"	3-7/8"	011215	12	011215.20	288	011315	1
1/4"	.2500	2-3/4"	4"	011216	12	011216.20	288	011316	1
17/64"	.2656	2-7/8"	4-1/8"	011217	12	011217.20	144	011317	1
9/32"	.2812	2-15/16"	4-1/4"	011218	12	011218.20	144	011318	1
19/64"	.2969	3-1/16"	4-3/8"	011219	12	011219.20	144	011319	1
5/16"	.3125	3-3/16"	4-1/2"	011220	6	011220.20	144	011320	1
21/64"	.3281	3-5/16"	4-5/8"	011221	6	011221.20	144	011321	1
11/32"	.3438	3-7/16"	4-3/4"	011222	6	011222.20	144	011322	1
23/64"	.3594	3-1/2"	4-7/8"	011223	6	011223.20	144	011323	1
3/8"	.3750	3-5/8"	5"	011224	6	011224.20	144	011324	1
25/64"	.3906	3-3/4"	5-1/8"	011225	6	011225.20	144	011325	1
13/32"	.4062	3-7/8"	5-1/4"	011226	6	011226.20	144	011326	1
27/64"	.4219	3-15/16"	5-3/8"	011227	6	011227.20	144	011327	1
7/16"	.4375	4-1/16"	5-1/2"	011228	6	011228.20	144	011328	1
29/64"	.4531	4-3/16"	5-5/8"	011229	6	011229.20	144	011329	1
15/32"	.4688	4-5/16"	5-3/4"	011230	6	011230.20	144	011330	1
31/64"	.4844	4-3/8"	5-7/8"	011231	6	011231.20	144	011331	1
1/2"	.5000	4-1/2"	6"	011232	6	011232.20	144	011321	1



© triumphtwistdrill

Corresponding Sets				
Style	Description	Pieces	Size Range	Order No.
T17B	Metal Index	29 Piece	1/16"-1/2" by 64 ^{ths}	099802
T18B	Metal Index	15 Piece	1/16"-1/2" by 32 ^{nds}	099808
T19B	Metal Index	13 Piece	1/16"-1/4" by 64 ^{ths}	099814
T22B	Metal Index	60 Piece	#1 - #60	099820
T25B	Metal Index	26 Piece	A - Z	099827
T123B	Metal Index	115 Piece	1/16"-1/2 by 64 ^{ths} , #1 - #60, A-Z	099832
T180B	Metal Index	21 Piece	1/16"-3/8" by 64 ^{ths}	099835
T815B*	Metal Index	15 Piece	1/16"-1/2" by 32 ^{nds}	099812
T829B*	Metal Index	29 Piece	1/16"-1/2" by 64 ^{ths}	099833

*3/8" Reduced Shank



GENERAL PURPOSE JOBBER LENGTH DRILLS

Size	Decimal Equivalent	Flute Length	Overall Length	T2B Packaging: Tube	
				Order No.	Pkg Qty
1	.2280	2-5/8"	3-7/8"	012201	12
2	.2210	2-5/8"	3-7/8"	012202	12
3	.2130	2-1/2"	3-3/4"	012203	12
4	.2090	2-1/2"	3-3/4"	012204	12
5	.2055	2-1/2"	3-3/4"	012205	12
6	.2040	2-1/2"	3-3/4"	012206	12
7	.2010	2-7/16"	3-5/8"	012207	12
8	.1990	2-7/16"	3-5/8"	012208	12
9	.1960	2-7/16"	3-5/8"	012209	12
10	.1935	2-7/16"	3-5/8"	012210	12
11	.1910	2-5/16"	3-1/2"	012211	12
12	.1890	2-5/16"	3-1/2"	012212	12
13	.1850	2-5/16"	3-1/2"	012213	12
14	.1820	2-3/16"	3-3/8"	012214	12
15	.1800	2-3/16"	3-3/8"	012215	12
16	.1770	2-3/16"	3-3/8"	012216	12
17	.1730	2-3/16"	3-3/8"	012217	12
18	.1695	2-1/8"	3-1/4"	012218	12
19	.1660	2-1/8"	3-1/4"	012219	12
20	.1610	2-1/8"	3-1/4"	012220	12
21	.1590	2-1/8"	3-1/4"	012221	12
22	.1570	2"	3-1/8"	012222	12
23	.1540	2"	3-1/8"	012223	12
24	.1520	2"	3-1/8"	012224	12
25	.1495	1-7/8"	3"	012225	12
26	.1470	1-7/8"	3"	012226	12
27	.1440	1-7/8"	3"	012227	12
28	.1405	1-3/4"	2-7/8"	012228	12
29	.1360	1-3/4"	2-7/8"	012229	12
30	.1285	1-5/8"	2-3/4"	012230	12
31	.1200	1-5/8"	2-3/4"	012231	12
32	.1160	1-5/8"	2-3/4"	012232	12
33	.1130	1-1/2"	2-5/8"	012233	12
34	.1110	1-1/2"	2-5/8"	012234	12
35	.1100	1-1/2"	2-5/8"	012235	12
36	.1065	1-7/16"	2-1/2"	012236	12
37	.1040	1-7/16"	2-1/2"	012237	12
38	.1015	1-7/16"	2-1/2"	012238	12
39	.0995	1-3/8"	2-3/8"	012239	12
40	.0980	1-3/8"	2-3/8"	012240	12
41	.0960	1-3/8"	2-3/8"	012241	12
42	.0935	1-1/4"	2-1/4"	012242	12
43	.0890	1-1/4"	2-1/4"	012243	12
44	.0860	1-1/8"	2-1/8"	012244	12
45	.0820	1-1/8"	2-1/8"	012245	12
46	.0810	1-1/8"	2-1/8"	012246	12
47	.0785	1"	2"	012247	12
48	.0760	1"	2"	012248	12
49	.0730	1"	2"	012249	12
50	.0700	1"	2"	012250	12
51	.0670	1"	2"	012251	12
52	.0635	7/8"	1-7/8"	012252	12
53	.0595	7/8"	1-7/8"	012253	12
54	.0550	7/8"	1-7/8"	012254	12
55	.0520	7/8"	1-7/8"	012255	12
56	.0465	3/4"	1-3/4"	012256	12
57	.0430	3/4"	1-3/4"	012257	12
58	.0420	11/16"	1-5/8"	012258	12
59	.0410	11/16"	1-5/8"	012259	12
60	.0400	11/16"	1-5/8"	012260	12

Size	Decimal Equivalent	Flute Length	Overall Length	T2B Packaging: Bulk	
				Order No.	Pkg Qty
1	.2280	2-5/8"	3-7/8"	012201.20	288
2	.2210	2-5/8"	3-7/8"	012202.20	288
6	.2040	2-1/2"	3-3/4"	012206.20	288
7	.2010	2-7/16"	3-5/8"	012207.20	288
10	.1935	2-7/16"	3-5/8"	012210.20	288
16	.1770	2-3/16"	3-3/8"	012216.20	288
20	.1610	2-1/8"	3-1/4"	012220.20	288
21	.1590	2-1/8"	3-1/4"	012221.20	288
25	.1495	1-7/8"	3"	012225.20	288
28	.1405	1-3/4"	2-7/8"	012228.20	288
29	.1360	1-3/4"	2-7/8"	012229.20	288
30	.1285	1-5/8"	2-3/4"	012230.20	288
31	.1200	1-5/8"	2-3/4"	012231.20	288
36	.1065	1-7/16"	2-1/2"	012236.20	288
40	.0980	1-3/8"	2-3/8"	012240.20	288
52	.0635	7/8"	1-7/8"	012252.20	288
53	.0595	7/8"	1-7/8"	012253.20	288
54	.0550	7/8"	1-7/8"	012254.20	288
55	.0520	7/8"	1-7/8"	012255.20	288
56	.0465	3/4"	1-3/4"	012256.20	288
57	.0430	3/4"	1-3/4"	012257.20	288
58	.0420	11/16"	1-5/8"	012258.20	288
59	.0410	11/16"	1-5/8"	012259.20	288

Size	Decimal Equivalent	Flute Length	Overall Length	T3B Packaging: Tube	
				Order No.	Pkg Qty
A	.2340	2-5/8"	3-7/8"	013201	12
B	.2380	2-3/4"	4"	013202	12
C	.2420	2-3/4"	4"	013203	12
D	.2460	2-3/4"	4"	013204	12
E	.2500	2-3/4"	4"	013205	12
F	.2570	2-7/8"	4-1/8"	013206	12
G	.2610	2-7/8"	4-1/8"	013207	12
H	.2660	2-7/8"	4-1/8"	013208	12
I	.2720	2-7/8"	4-1/8"	013209	12
J	.2770	2-7/8"	4-1/8"	013210	12
K	.2810	2-15/16"	4-1/4"	013211	12
L	.2900	2-15/16"	4-1/4"	013212	12
M	.2950	3-1/16"	4-3/8"	013213	12
N	.3020	3-1/16"	4-3/8"	013214	12
O	.3160	3-3/16"	4-1/2"	013215	6
P	.3230	3-5/16"	4-5/8"	013216	6
Q	.3320	3-7/16"	4-3/4"	013217	6
R	.3390	3-7/16"	4-3/4"	013218	6
S	.3480	3-1/2"	4-7/8"	013219	6
T	.3580	3-1/2"	4-7/8"	013220	6
U	.3680	3-5/8"	5"	013221	6
V	.3770	3-5/8"	5"	013222	6
W	.3860	3-3/4"	5-1/8"	013223	6
X	.3970	3-3/4"	5-1/8"	013224	6
Y	.4040	3-7/8"	5-1/4"	013225	6
Z	.4130	3-7/8"	5-1/4"	013226	6

GENERAL PURPOSE JOBBER LENGTH DRILLS

T1 - BP1 - T2 - T3 - MM1 SERIES

GENERAL PURPOSE HIGH SPEED STEEL

118° Point
 Bright Finish



Size	Decimal Equivalent	Flute Length	Overall Length	T1 Packaging: Tube		T1 Packaging: Bulk		BP1 Packaging: Card	
				Order No.	Pkg Qty	Order No.	Pkg Qty	Order No.	Pkg Qty
1/64"	.0156	3/16"	3/4"	011001	12	-	-	-	-
1/32"	.0312	1/2"	1-3/8"	011002	12	011002.20	288	-	-
3/64"	.0469	3/4"	1-3/4"	011003	12	011003.20	288	-	-
1/16"	.0625	7/8"	1-7/8"	011004	12	011004.20	288	011604	1
5/64"	.0781	1"	2"	011005	12	011005.20	288	011605	1
3/32"	.0938	1-1/4"	2-1/4"	011006	12	011006.20	288	011606	1
7/64"	.1094	1-1/2"	2-5/8"	011007	12	011007.20	288	011607	1
1/8"	.1250	1-5/8"	2-3/4"	011008	12	011008.20	288	011608	1
9/64"	.1406	1-3/4"	2-7/8"	011009	12	011009.20	288	011609	1
5/32"	.1562	2"	3-1/8"	011010	12	011010.20	288	011610	1
11/64"	.1719	2-1/8"	3-1/4"	011011	12	011011.20	288	011611	1
3/16"	.1875	2-5/16"	3-1/2"	011012	12	011012.20	288	011612	1
13/64"	.2031	2-7/16"	3-5/8"	011013	12	011013.20	288	011613	1
7/32"	.2188	2-1/2"	3-3/4"	011014	12	011014.20	288	011614	1
15/64"	.2344	2-5/8"	3-7/8"	011015	12	011015.20	288	011615	1
1/4"	.2500	2-3/4"	4"	011016	12	011016.20	288	011616	1
17/64"	.2656	2-7/8"	4-1/8"	011017	12	011017.20	144	011617	1
9/32"	.2812	2-15/16"	4-1/4"	011018	12	011018.20	144	011618	1
19/64"	.2969	3-1/16"	4-3/8"	011019	12	011019.20	144	011619	1
5/16"	.3125	3-3/16"	4-1/2"	011020	6	011020.20	144	011620	1
21/64"	.3281	3-5/16"	4-5/8"	011021	6	011021.20	144	011621	1
11/32"	.3438	3-7/16"	4-3/4"	011022	6	011022.20	144	011622	1
23/64"	.3594	3-1/2"	4-7/8"	011023	6	011023.20	144	011623	1
3/8"	.3750	3-5/8"	5"	011024	6	011024.20	144	011624	1
25/64"	.3906	3-3/4"	5-1/8"	011025	6	011025.20	144	011625	1
13/32"	.4062	3-7/8"	5-1/4"	011026	6	011026.20	144	011626	1
27/64"	.4219	3-15/16"	5-3/8"	011027	6	011027.20	144	011627	1
7/16"	.4375	4-1/16"	5-1/2"	011028	6	011028.20	144	011628	1
29/64"	.4531	4-3/16"	5-5/8"	011029	6	011029.20	144	011629	1
15/32"	.4688	4-5/16"	5-3/4"	011030	6	011030.20	144	011630	1
31/64"	.4844	4-3/8"	5-7/8"	011031	6	011031.20	144	011631	1
1/2"	.5000	4-1/2"	6"	011032	6	011032.20	144	011632	1



© toolsbydesign

Corresponding Sets				
Style	Description	Pieces	Size Range	Order No.
SAD13	Select-A-Drill	13 Piece	1/16"-1/4" by 64 ^{ths}	090490
SAD21	Select-A-Drill	21 Piece	1/16"-3/8" by 64 ^{ths}	090491
T14P*	Metal Index	14 Piece	1/16", 5/64", 3/32", 7/64", 1/8", 9/64", 5/32, 3/16", 7/32", 1/4", 5/16", 3/8", 7/16", 1/2"	090614
T17	Metal Index	29 Piece	1/16"-1/2" by 64 ^{ths}	090517
T18	Metal Index	15 Piece	1/16"-1/2" by 32 ^{nds}	090518
T19	Metal Index	13 Piece	1/16"-1/4" by 64 ^{ths}	090519
T180	Metal Index	21 Piece	1/16"-3/8" by 64 ^{ths}	090580
T123	Metal Index	115 Piece	1/16"-1/2" by 64 ^{ths} , #1-#60, A-Z	090560
T829B*	Metal Index	29 Piece	1/16"-1/2" by 64 ^{ths}	099833

*Sizes over 1/4" are 1/4" reduced shank



T2 SERIES (CONTINUED)



DRILLS

**GENERAL PURPOSE
JOBBER LENGTH DRILLS**

Size	Decimal Equivalent	Flute Length	Overall Length	T2 Packaging: Tube	
				Order No.	Pkg Qty
1	.2280	2-5/8"	3-7/8"	012001	12
2	.2210	2-5/8"	3-7/8"	012002	12
3	.2130	2-1/2"	3-3/4"	012003	12
4	.2090	2-1/2"	3-3/4"	012004	12
5	.2055	2-1/2"	3-3/4"	012005	12
6	.2040	2-1/2"	3-3/4"	012006	12
7	.2010	2-7/16"	3-5/8"	012007	12
8	.1990	2-7/16"	3-5/8"	012008	12
9	.1960	2-7/16"	3-5/8"	012009	12
10	.1935	2-7/16"	3-5/8"	012010	12
11	.1910	2-5/16"	3-1/2"	012011	12
12	.1890	2-5/16"	3-1/2"	012012	12
13	.1850	2-5/16"	3-1/2"	012013	12
14	.1820	2-3/16"	3-3/8"	012014	12
15	.1800	2-3/16"	3-3/8"	012015	12
16	.1770	2-3/16"	3-3/8"	012016	12
17	.1730	2-3/16"	3-3/8"	012017	12
18	.1695	2-1/8"	3-1/4"	012018	12
19	.1660	2-1/8"	3-1/4"	012019	12
20	.1610	2-1/8"	3-1/4"	012020	12
21	.1590	2-1/8"	3-1/4"	012021	12
22	.1570	2"	3-1/8"	012022	12
23	.1540	2"	3-1/8"	012023	12
24	.1520	2"	3-1/8"	012024	12
25	.1495	1-7/8"	3"	012025	12
26	.1470	1-7/8"	3"	012026	12
27	.1440	1-7/8"	3"	012027	12
28	.1405	1-3/4"	2-7/8"	012028	12
29	.1405	1-3/4"	2-7/8"	012029	12
30	.1285	1-5/8"	2-3/4"	012030	12
31	.1200	1-5/8"	2-3/4"	012031	12
32	.1160	1-5/8"	2-3/4"	012032	12
33	.1130	1-1/2"	2-5/8"	012033	12
34	.1110	1-1/2"	2-5/8"	012034	12
35	.1100	1-1/2"	2-5/8"	012035	12
36	.1065	1-7/16"	2-1/2"	012036	12
37	.1040	1-7/16"	2-1/2"	012037	12
38	.1015	1-7/16"	2-1/2"	012038	12
39	.0995	1-3/8"	2-3/8"	012039	12
40	.0980	1-3/8"	2-3/8"	012040	12
41	.0960	1-3/8"	2-3/8"	012041	12
42	.0935	1-1/4"	2-1/4"	012042	12
43	.0890	1-1/4"	2-1/4"	012043	12
44	.0860	1-1/8"	2-1/8"	012044	12
45	.0820	1-1/8"	2-1/8"	012045	12
46	.0810	1-1/8"	2-1/8"	012046	12
47	.0785	1"	2"	012047	12
48	.0760	1"	2"	012048	12
49	.0730	1"	2"	012049	12
50	.0700	1"	2"	012050	12
51	.0670	1"	2"	012051	12
52	.0635	7/8"	1-7/8"	012052	12
53	.0595	7/8"	1-7/8"	012053	12
54	.0550	7/8"	1-7/8"	012054	12
55	.0520	7/8"	1-7/8"	012055	12
56	.0465	3/4"	1-3/4"	012056	12
57	.0430	3/4"	1-3/4"	012057	12
58	.0420	11/16"	1-5/8"	012058	12
59	.0410	11/16"	1-5/8"	012059	12
60	.0400	11/16"	1-5/8"	012060	12
61	.0390	11/16"	1-5/8"	012061	12

Size	Decimal Equivalent	Flute Length	Overall Length	T2 Packaging: Bulk	
				Order No.	Pkg Qty
62	.0380	5/8"	1-1/2"	012062	12
63	.0370	5/8"	1-1/2"	012063	12
64	.0360	5/8"	1-1/2"	012064	12
65	.0350	5/8"	1-1/2"	012065	12
66	.0330	1/2"	1-3/8"	012066	12
67	.0320	1/2"	1-3/8"	012067	12
68	.0310	1/2"	1-3/8"	012068	12
69	.0292	1/2"	1-3/8"	012069	12
70	.0280	3/8"	1-1/4"	012070	12
71	.0260	3/8"	1-1/4"	012071	12
72	.0250	5/16"	1-1/8"	012072	12
73	.0240	5/16"	1-1/8"	012073	12
74	.0225	1/4"	1"	012074	12
75	.0210	1/4"	1"	012075	12
76	.0200	3/16"	7/8"	012076	12
77	.0180	3/16"	7/8"	012077	12
78	.0160	3/16"	7/8"	012078	12
79	.0145	1/8"	3/4"	012079	12
80	.0135	1/8"	3/4"	012080	12

Size	Decimal Equivalent	Flute Length	Overall Length	T2 Packaging: Bulk	
				Order No.	Pkg Qty
7	.2010	2-7/16"	3-5/8"	012007.20	288
10	.1935	2-7/16"	3-5/8"	012010.20	288
21	.1590	2-1/8"	3-1/4"	012021.20	288
25	.1495	1-7/8"	3"	012025.20	288
29	.1360	1-3/4"	2-7/8"	012029.20	288
31	.1200	1-5/8"	2-3/4"	012031.20	288
32	.1160	1-5/8"	2-3/4"	012032.20	288
35	.1100	1-1/2"	2-5/8"	012035.20	288
36	.1065	1-7/16"	2-1/2"	012036.20	288
44	.0860	1-1/8"	2-1/8"	012044.20	288
50	.0700	1"	2"	012050.20	288
53	.0595	7/8"	1-7/8"	012053.20	288
54	.0550	7/8"	1-7/8"	012054.20	288
55	.0520	7/8"	1-7/8"	012055.20	288
56	.0465	3/4"	1-3/4"	012056.20	288
58	.0420	11/16"	1-5/8"	012058.20	288
60	.0400	11/16"	1-5/8"	012060.20	288
63	.0370	5/8"	1-1/2"	012063.20	288
66	.0330	1/2"	1-3/8"	012066.20	288
67	.0320	1/2"	1-3/8"	012067.20	288
69	.0292	1/2"	1-3/8"	012069.20	288
70	.0280	3/8"	1-1/4"	012070.20	288
73	.0240	5/16"	1-1/8"	012073.20	288
74	.0225	1/4"	1"	012074.20	288
76	.0200	3/16"	7/8"	012076.20	288
77	.0180	3/16"	7/8"	012077.20	288

Corresponding Sets				
Style	Description	Pieces	Size Range	Order No.
T22	Metal Index	60 Piece	#1- #60	090522
T23	Metal Index	20 Piece	#61- #80	090523
T123	Metal Index	115 Piece	1/16"-1/2" by 64 ^{ths} , #1- #60, A-Z	090560

T3 - MM1 SERIES (CONTINUED)



**GENERAL PURPOSE
JOBBER LENGTH DRILLS**

T1 - BP1 - T2 - T3 - MM1 SERIES

GENERAL PURPOSE HIGH SPEED STEEL

118° Point
Bright Finish



Size	Decimal Equivalent	Flute Length	Overall Length	T3 Packaging: Tube	
				Order No.	Pkg Qty
A	.2340	2-5/8"	3-7/8"	013001	12
B	.2380	2-3/4"	4"	013002	12
C	.2420	2-3/4"	4"	013003	12
D	.2460	2-3/4"	4"	013004	12
E	.2500	2-3/4"	4"	013005	12
F	.2570	2-7/8"	4-1/8"	013006	12
G	.2610	2-7/8"	4-1/8"	013007	12
H	.2660	2-7/8"	4-1/8"	013008	12
I	.2720	2-7/8"	4-1/8"	013009	12
J	.2770	2-7/8"	4-1/8"	013010	12
K	.2810	2-15/16"	4-1/4"	013011	12
L	.2900	2-15/16"	4-1/4"	013012	12
M	.2950	3-1/16"	4-3/8"	013013	12
N	.3020	3-1/16"	4-3/8"	013014	12
O	.3160	3-3/16"	4-1/2"	013015	6
P	.3230	3-5/16"	4-5/8"	013016	6
Q	.3320	3-7/16"	4-3/4"	013017	6
R	.3390	3-7/16"	4-3/4"	013018	6
S	.3480	3-1/2"	4-7/8"	013019	6
T	.3580	3-1/2"	4-7/8"	013020	6
U	.3680	3-5/8"	5"	013021	6
V	.3770	3-5/8"	5"	013022	6
W	.3860	3-3/4"	5-1/8"	013023	6
X	.3970	3-3/4"	5-1/8"	013024	6
Y	.4040	3-7/8"	5-1/4"	013025	6
Z	.4130	3-7/8"	5-1/4"	013026	6

Size	Decimal Equivalent	Flute Length	Overall Length	MM1 Packaging: Tube	
				Order No.	Pkg Qty
1.00	.0394	17	41	013910	12
1.20	.0472	22	48	013912	12
1.50	.0591	22	48	013915	12
2.00	.0787	25	51	013920	12
2.50	.0984	35	60	013925	12
3.00	.1181	41	70	013930	12
3.30	.1299	44	73	013933	12
3.50	.1378	44	73	013935	12
4.00	.1575	54	83	013940	12
4.20	.1654	54	83	013942	12
4.50	.1772	56	86	013945	12
5.00	.1969	62	92	013950	12
5.10	.2008	62	92	013951	12
5.30	.2087	64	95	013953	12
5.50	.2165	64	95	013955	12
6.00	.2362	70	102	013960	12
6.50	.2559	73	105	013965	12
6.90	.2717	73	105	013969	6
7.00	.2756	73	105	013970	6
7.20	.2835	75	108	013972	6
7.50	.2953	78	111	013975	6
8.00	.3150	81	114	013980	6
8.30	.3268	84	117	013983	6
8.50	.3346	87	121	013985	6
9.00	.3543	89	124	013990	6
10.00	.3937	95	130	013800	6
10.50	.4134	98	133	013805	6
11.00	.4331	103	140	013810	6
11.50	.4528	106	143	013811	6
12.00	.4724	111	149	013812	6
12.50	.4921	114	152	013813	6
13.00	.5118	114	152	013814	1

Corresponding Sets				
Style	Description	Pieces	Size Range	Order No.
T123	Metal Index	115 Piece	1/16"-1/2" by 64 ^{ths} , #1- #60, A-Z	090560

T8 - BP8 SERIES

HIGH SPEED STEEL

118° Point
Bright Finish
3/8" Reduced Shank



Size	Decimal Equivalent	Flute Length	Overall Length	T8 Packaging: Tube		BP8 Packaging: Tube	
				Order No.	Pkg Qty	Order No.	Pkg Qty
25/64"	.3906	3-3/4"	5-1/8"	091825	6	-	-
13/32"	.4062	3-7/8"	5-1/4"	091826	6	-	-
27/64"	.4219	3-15/16"	5-3/8"	091827	6	-	-
7/16"	.4375	4-1/16"	5-1/2"	091828	6	091928	1
29/64"	.4531	4-3/16"	5-5/8"	091829	6	-	-
15/32"	.4688	4-5/16"	5-3/4"	091830	6	-	-
31/64"	.4844	4-3/8"	5-7/8"	091831	6	-	-
1/2"	.5000	4-1/2"	6"	091832	6	091932	1

Corresponding Sets				
Style	Description	Pieces	Size Range	Order No.
T815	Metal Index	15 Piece	1/16"-1/2" by 32 ^{nds}	090815
T829	Metal Index	29 Piece	1/16"-1/2" by 64 ^{ths}	090829





T
TRIUMPH
TWIST DRILL CO.
A DIVISION OF MINNESOTA TWIST DRILL

GENERAL PURPOSE LEFT HAND JOBBER LENGTH DRILLS

Used in close center multiple spindle gear driven drilling heads, where adjacent spindles operate alternately left and right hand. They are also used in left hand screw machines. Can be used to drill out broken bolts.

- ▷ *Left handed flutes and cutting edges allow for counter-clockwise drilling*
- ▷ *Easy removal of broken bolts*
- ▷ *Bright finish for increased lubricity when drilling softer materials*

T1L SERIES

GENERAL PURPOSE HIGH SPEED STEEL


118° Point

Bright Finish



Size	Decimal Equivalent	Flute Length	Overall Length	T1L Packaging: Tube	
				Order No.	Pkg Qty
1/16"	.0625	7/8"	1-7/8"	011104	12
5/64"	.0781	1"	2"	011105	12
3/32"	.0938	1-1/4"	2-1/4"	011106	12
7/64"	.1094	1-1/2"	2-5/8"	011107	12
1/8"	.1250	1-5/8"	2-3/4"	011108	12
9/64"	.1406	1-3/4"	2-7/8"	011109	12
5/32"	.1562	2"	3-1/8"	011110	12
11/64"	.1719	2-1/8"	3-1/4"	011111	12
3/16"	.1875	2-5/16"	3-1/2"	011112	12
13/64"	.2031	2-7/16"	3-5/8"	011113	12
7/32"	.2188	2-1/2"	3-3/4"	011114	12
15/64"	.2344	2-5/8"	3-7/8"	011115	12
1/4"	.2500	2-3/4"	4"	011116	12
17/64"	.2656	2-7/8"	4-1/8"	011117	12
9/32"	.2812	2-15/16"	4-1/4"	011118	12
19/64"	.2969	3-1/16"	4-3/8"	011119	12
5/16"	.3125	3-3/16"	4-1/2"	011120	6
21/64"	.3281	3-5/16"	4-5/8"	011121	6
11/32"	.3438	3-7/16"	4-3/4"	011122	6
23/64"	.3594	3-1/2"	4-7/8"	011123	6
3/8"	.3750	3-5/8"	5"	011124	6
25/64"	.3906	3-3/4"	5-1/8"	011125	6
13/32"	.4062	3-7/8"	5-1/4"	011126	6
27/64"	.4219	3-15/16"	5-3/8"	011127	6
7/16"	.4375	4-1/16"	5-1/2"	011128	6
29/64"	.4531	4-3/16"	5-5/8"	011129	6
15/32"	.4688	4-5/16"	5-3/4"	011130	6
31/64"	.4844	4-3/8"	5-7/8"	011131	6
1/2"	.5000	4-1/2"	6"	011132	6

Corresponding Sets				
Style	Description	Pieces	Size Range	Order No.
T17L	Metal Index	29 Piece	1/16"-1/2" by 64ths	011199



Tech tip!

Left-handed drill bits can be used to drill out broken bolts.

GENERAL PURPOSE LEFT HAND JOBBER LENGTH DRILLS

Used in close center multiple spindle gear driven drilling heads, where adjacent spindles operate alternately left and right hand. They are also used in left hand screw machines. Can be used to drill out broken bolts.

- ▷ *Left handed flutes and cutting edges allow for counter-clockwise drilling*
- ▷ *Easy removal of broken bolts*
- ▷ *Bright finish for increased lubricity when drilling softer materials*

200LH SERIES

GENERAL PURPOSE HIGH SPEED STEEL

118° Point / Straight Shank

Fractional / Bright



200LH

Size	Flute Length	Overall Length	200LH Order No.
1/16"	7/8"	1-7/8"	200LH104
5/64"	1"	2"	200LH105
3/32"	1-1/4"	2-1/4"	200LH106
7/64"	1-1/2"	2-5/8"	200LH107
1/8"	1-5/8"	2-3/4"	200LH108
9/64"	1-3/4"	2-7/8"	200LH109
5/32"	2"	3-1/8"	200LH110
11/64"	2-1/8"	3-1/4"	200LH111
3/16"	2-5/16"	3-1/2"	200LH112
13/64"	2-7/16"	3-5/8"	200LH113
7/32"	2-1/2"	3-3/4"	200LH114
15/64"	2-5/8"	3-7/8"	200LH115
1/4"	2-3/4"	4"	200LH116
17/64"	2-7/8"	4-1/8"	200LH117
9/32"	2-15/16"	4-1/4"	200LH118

Size	Flute Length	Overall Length	200LH Order No.
19/64"	3-1/16"	4-3/8"	200LH119
5/16"	3-3/16"	4-1/2"	200LH120
21/64"	3-5/16"	4-5/8"	200LH121
11/32"	3-7/16"	4-3/4"	200LH122
23/64"	3-1/2"	4-7/8"	200LH123
3/8"	3-5/8"	5"	200LH124
25/64"	3-3/4"	5-1/8"	200LH125
13/32"	3-7/8"	5-1/4"	200LH126
27/64"	3-15/16"	5-3/8"	200LH127
7/16"	4-1/16"	5-1/2"	200LH128
29/64"	4-3/16"	5-5/8"	200LH129
15/32"	4-5/16"	5-3/4"	200LH130
31/64"	4-3/8"	5-7/8"	200LH131
1/2"	4-1/2"	6"	200LH132



200LH29

Corresponding Sets		
No. of Pcs.	Description	Order No.
200LH Series Left Hand Jobber Drill Sets		
13	1/16" - 1/4" by 64 ^{ths}	200LH13
15	1/16" - 1/2" by 32 ^{nds}	200LH15
21	1/16" - 3/8" by 64 ^{ths}	200LH21
21	1/16" - 1/4" by 64 ^{ths} & 9/32" - 1/2" by 32 ^{nds}	200LH21V
29	1/16" - 1/2" by 64 ^{ths}	200LH29

JOBBER LENGTH HEAVY-DUTY DRILLS



Designed for efficient drilling in stainless steel and tougher ferrous materials.

- ▷ The 135° split point reduces the thrust requirements and minimizes walking
- ▷ NAS Type B
- ▷ Steam oxide surface treatment for increased wear resistance and lubricity
- ▷ Available in bulk packaging

400 SERIES

HEAVY-DUTY HIGH SPEED STEEL
 135° Split Point / Straight Shank
 Fractional / Black Oxide



400

Size	Flute Length	Overall Length	400 Order No.
1/16"	7/8"	1-7/8"	400A104
5/64"	1"	2"	400A105
3/32"	1-1/4"	2-1/4"	400A106
7/64"	1-1/2"	2-5/8"	400A107
1/8"	1-5/8"	2-3/4"	400A108
9/64"	1-3/4"	2-7/8"	400A109
5/32"	2"	3-1/8"	400A110
11/64"	2-1/8"	3-1/4"	400A111
3/16"	2-5/16"	3-1/2"	400A112
13/64"	2-7/16"	3-5/8"	400A113
7/32"	2-1/2"	3-3/4"	400A114
15/64"	2-5/8"	3-7/8"	400A115
1/4"	2-3/4"	4"	400A116
17/64"	2-7/8"	4-1/8"	400A117
9/32"	2-15/16"	4-1/4"	400A118

Size	Flute Length	Overall Length	400 Order No.
19/64"	3-1/16"	4-3/8"	400A119
5/16"	3-3/16"	4-1/2"	400A120
21/64"	3-5/16"	4-5/8"	400A121
11/32"	3-7/16"	4-3/4"	400A122
23/64"	3-1/2"	4-7/8"	400A123
3/8"	3-5/8"	5"	400A124
25/64"	3-3/4"	5-1/8"	400A125
13/32"	3-7/8"	5-1/4"	400A126
27/64"	3-15/16"	5-3/8"	400A127
7/16"	4-1/16"	5-1/2"	400A128
29/64"	4-3/16"	5-5/8"	400A129
15/32"	4-5/16"	5-3/4"	400A130
31/64"	4-3/8"	5-7/8"	400A131
1/2"	4-1/2"	6"	400A132

1/16" thru 19/64" - 12 per pack, 5/16" thru 1/2" - 6 per pack

Sizes	Bulk Quantity
1/16" - 1/8" & #60 - #30	504
9/64" - 13/64" & #29 - #6	252
7/32" - 5/16" & #5 - #1 & A - N	132
21/64" - 1/2" & 0 - Z	72

440 SERIES

HEAVY-DUTY HIGH SPEED STEEL
 135° Split Point / Straight Shank
 Letter / Black Oxide



440

Size	Flute Length	Overall Length	440 Order No.
A	2-5/8"	3-7/8"	440A501
B	2-3/4"	4"	440A502
C	2-3/4"	4"	440A503
D	2-3/4"	4"	440A504
E	2-3/4"	4"	440A505
F	2-7/8"	4-1/8"	440A506
G	2-7/8"	4-1/8"	440A507
H	2-7/8"	4-1/8"	440A508
I	2-7/8"	4-1/8"	440A509
J	2-7/8"	4-1/8"	440A510
K	2-15/16"	4-1/4"	440A511
L	2-15/16"	4-1/4"	440A512
M	3-1/16"	4-3/8"	440A513

Size	Flute Length	Overall Length	440 Order No.
N	3-1/16"	4-3/8"	440A514
O	3-3/16"	4-1/2"	440A515
P	3-5/16"	4-5/8"	440A516
Q	3-7/16"	4-3/4"	440A517
R	3-7/16"	4-3/4"	440A518
S	3-1/2"	4-7/8"	440A519
T	3-1/2"	4-7/8"	440A520
U	3-5/8"	5"	440A521
V	3-5/8"	5"	440A522
W	3-3/4"	5-1/8"	440A523
X	3-3/4"	5-1/8"	440A524
Y	3-7/8"	5-1/4"	440A525
Z	3-7/8"	5-1/4"	440A526

"A" thru "L" - 12 per pack, "M" thru "Z" - 6 per pack

Sizes	Bulk Quantity
1/16" - 1/8" & #60 - #30	504
9/64" - 13/64" & #29 - #6	252
7/32" - 5/16" & #5 - #1 & A - N	132
21/64" - 1/2" & 0 - Z	72

HEAVY-DUTY JOBBER LENGTH DRILLS

480 SERIES

HEAVY-DUTY HIGH SPEED STEEL

135° Split Point / Straight Shank

Number / Black Oxide



480

Size	Flute Length	Overall Length	480 Order No.	Size	Flute Length	Overall Length	480 Order No.
1	2-5/8"	3-7/8"	480A001	31	1-5/8"	2-3/4"	480A031
2	2-1/2"	3-7/8"	480A002	32	1-5/8"	2-3/4"	480A032
3	2-1/2"	3-3/4"	480A003	33	1-1/2"	2-5/8"	480A033
4	2-1/2"	3-3/4"	480A004	34	1-1/2"	2-5/8"	480A034
5	2-1/2"	3-3/4"	480A005	35	1-1/2"	2-5/8"	480A035
6	2-1/2"	3-3/4"	480A006	36	1-7/16"	2-1/2"	480A036
7	2-7/16"	3-5/8"	480A007	37	1-7/16"	2-1/2"	480A037
8	2-7/16"	3-5/8"	480A008	38	1-7/16"	2-1/2"	480A038
9	2-7/16"	3-5/8"	480A009	39	1-3/8"	2-3/8"	480A039
10	2-7/16"	3-5/8"	480A010	40	1-3/8"	2-3/8"	480A040
11	2-5/16"	3-1/2"	480A011	41	1-3/8"	2-3/8"	480A041
12	2-5/16"	3-1/2"	480A012	42	1-1/4"	2-1/4"	480A042
13	2-5/16"	3-1/2"	480A013	43	1-1/4"	2-1/4"	480A043
14	2-3/16"	3-3/8"	480A014	44	1-1/8"	2-1/8"	480A044
15	2-3/16"	3-3/8"	480A015	45	1-1/8"	2-1/8"	480A045
16	2-3/16"	3-3/8"	480A016	46	1-1/8"	2-1/8"	480A046
17	2-3/16"	3-3/8"	480A017	47	1"	2"	480A047
18	2-1/8"	3-1/4"	480A018	48	1"	2"	480A048
19	2-1/8"	3-1/4"	480A019	49	1"	2"	480A049
20	2-1/8"	3-1/4"	480A020	50	1"	2"	480A050
21	2-1/8"	3-1/4"	480A021	51	1"	2"	480A051
22	2"	3-1/8"	480A022	52	7/8"	1-7/8"	480A052
23	2"	3-1/8"	480A023	53*	7/8"	1-7/8"	480A053
24	2"	3-1/8"	480A024	54*	7/8"	1-7/8"	480A054
25	1-7/8"	3"	480A025	55*	7/8"	1-7/8"	480A055
26	1-7/8"	3"	480A026	56*	3/4"	1-3/4"	480A056
27	1-7/8"	3"	480A027	57*	3/4"	1-3/4"	480A057
28	1-3/4"	2-7/8"	480A028	58*	11/16"	1-5/8"	480A058
29	1-3/4"	2-7/8"	480A029	59*	11/16"	1-5/8"	480A059
30	1-5/8"	2-3/4"	480A030	60*	11/16"	1-5/8"	480A060

* Not Split Point

#1 thru #60 - 12 per pack

Corresponding Sets		
No. of Pcs.	Description	Order No.
400/440/480 & 400E Series Heavy-Duty Jobber Drill Sets		
13	1/16" - 1/4" by 64 ^{ths}	400HD13
15	1/16" - 1/2" by 32 ^{nds}	400HD15
19	Maintenance Set - 1/16, 5/64, 3/32, 1/8, #29, #25, 5/32, #21, 3/16, #7, 7/32, 1/4, F, 5/16, U, 3/8, 27/64, 7/16, 1/2	400A19
21	1/16" - 3/8" by 64 ^{ths}	400HD21
21	1/16" - 1/4" by 64 ^{ths} & 9/32" - 1/2" by 32 ^{nds}	400HD21V
26	A - Z	400HD26
29	1/16" - 1/2" by 64 ^{ths}	400HD29
29	DRILL PAL 1/16" - 1/2" by 64 ^{ths}	400AW29
60	#1 - #60	400HD60
115	1/16" - 1/2" by 64 ^{ths} , #1 - 60, A - Z	400HD0115
13	1/16" - 1/4" by 64 ^{ths}	400HDE13
15	1/16" - 1/2" by 32 ^{nds}	400HDE15
21	1/16" - 3/8" by 64 ^{ths}	400HDE21
21	1/16" - 1/4" by 64 ^{ths} & 9/32" - 1/2" by 32 ^{nds}	400HDE21V
29	1/16" - 1/2" by 64 ^{ths}	400HDE29
29	DRILL PAL 1/16" - 1/2" by 64 ^{ths}	400EW29

Sizes	Bulk Quantity
1/16" - 1/8" & #60 - #30	504
9/64" - 13/64" & #29 - #6	252
7/32" - 5/16" & #5 - #1 & A - N	132
21/64" - 1/2" & 0 - Z	72



400HD21

HEAVY-DUTY JOBBER LENGTH DRILLS

The heavy duty construction affords efficient drilling in medium strength alloy materials. The split point reduces the thrust requirements and minimizes walking. A black oxide surface treatment improves tool life.

- ▷ Heavy-duty 135° Split Point minimizes walking
- ▷ Black oxide surface treatment for increased wear resistance
- ▷ A multi-purpose heavy-duty drill bit

T1D - T2D - T3D SERIES

HEAVY-DUTY HIGH SPEED STEEL

135° Split Point
 Black Oxide



Size	Decimal Equivalent	Flute Length	Overall Length	T1D Packaging: Tube		T1D Packaging: Bulk	
				Order No.	Pkg Qty	Order No.	Pkg Qty
1/16"	.0625	7/8"	1-7/8"	011404	12	011404.20	288
5/64"	.0781	1"	2"	011405	12	011405.20	288
3/32"	.0938	1-1/4"	2-1/4"	011406	12	011406.20	288
7/64"	.1094	1-1/2"	2-5/8"	011407	12	011407.20	288
1/8"	.1250	1-5/8"	2-3/4"	011408	12	011408.20	288
9/64"	.1406	1-3/4"	2-7/8"	011409	12	011409.20	288
5/32"	.1562	2"	3-1/8"	011410	12	011410.20	288
11/64"	.1719	2-1/8"	3-1/4"	011411	12	011411.20	288
3/16"	.1875	2-5/16"	3-1/2"	011412	12	011412.20	288
13/64"	.2031	2-7/16"	3-5/8"	011413	12	011413.20	288
7/32"	.2188	2-1/2"	3-3/4"	011414	12	011414.20	288
15/64"	.2344	2-5/8"	3-7/8"	011415	12	011415.20	288
1/4"	.2500	2-3/4"	4"	011416	12	011416.20	288
17/64"	.2656	2-7/8"	4-1/8"	011417	12	011417.20	288
9/32"	.2812	2-15/16"	4-1/4"	011418	12	011418.20	144
19/64"	.2969	3-1/16"	4-3/8"	011419	12	011419.20	144
5/16"	.3125	3-3/16"	4-1/2"	011420	6	011420.20	144
21/64"	.3281	3-5/16"	4-5/8"	011421	6	011421.20	144
11/32"	.3438	3-7/16"	4-3/4"	011422	6	011422.20	144
23/64"	.3594	3-1/2"	4-7/8"	011423	6	011423.20	144
3/8"	.3750	3-5/8"	5"	011424	6	011424.20	144
25/64"	.3906	3-3/4"	5-1/8"	011425	6	011425.20	144
13/32"	.4062	3-7/8"	5-1/4"	011426	6	011426.20	144
27/64"	.4219	3-15/16"	5-3/8"	011427	6	011427.20	144
7/16"	.4375	4-1/16"	5-1/2"	011428	6	011428.20	144
29/64"	.4531	4-3/16"	5-5/8"	011429	6	011429.20	144
15/32"	.4688	4-5/16"	5-3/4"	011430	6	011430.20	144
31/64"	.4844	4-3/8"	5-7/8"	011431	6	011431.20	144
1/2"	.5000	4-1/2"	6"	011432	6	011432.20	144



© alecstele



Corresponding Sets				
Style	Description	Pieces	Size Range	Order No.
T19D	Metal Index	13 Piece	1/16"-1/4" by 64 ^{ths}	099815
T18D	Metal Index	15 Piece	1/16"-1/2" by 32 ^{nds}	099809
T180D	Metal Index	21 Piece	1/16"-3/8" by 64 ^{ths}	099836
T17DC	Clip-On Index	29 Piece	1/16"-1/2" by 64 ^{ths}	099804
T17D	Metal Index	29 Piece	1/16"-1/2" by 64 ^{ths}	099803
T123D	Metal Index	115 Piece	1/16"-1/2" by 64 ^{ths} , #1- #60, A-Z	090561



HEAVY-DUTY JOBBER LENGTH DRILLS

T1D - T2D - T3D SERIES

HEAVY-DUTY HIGH SPEED STEEL

135° Split Point

Black Oxide



Size	Decimal Equivalent	Flute Length	Overall Length	T2D Packaging: Tube	
				Order No.	Pkg Qty
1	.2280	2-5/8"	3-7/8"	012401	12
2	.2210	2-5/8"	3-7/8"	012402	12
3	.2130	2-1/2"	3-3/4"	012403	12
4	.2090	2-1/2"	3-3/4"	012404	12
5	.2055	2-1/2"	3-3/4"	012405	12
6	.2040	2-1/2"	3-3/4"	012406	12
7	.2010	2-7/16"	3-5/8"	012407	12
8	.1990	2-7/16"	3-5/8"	012408	12
9	.1960	2-7/16"	3-5/8"	012409	12
10	.1935	2-7/16"	3-5/8"	012410	12
11	.1910	2-5/16"	3-1/2"	012411	12
12	.1890	2-5/16"	3-1/2"	012412	12
13	.1850	2-5/16"	3-1/2"	012413	12
14	.1820	2-3/16"	3-3/8"	012414	12
15	.1800	2-3/16"	3-3/8"	012415	12
16	.1770	2-3/16"	3-3/8"	012416	12
17	.1730	2-3/16"	3-3/8"	012417	12
18	.1695	2-1/8"	3-1/4"	012418	12
19	.1660	2-1/8"	3-1/4"	012419	12
20	.1610	2-1/8"	3-1/4"	012420	12
21	.1590	2-1/8"	3-1/4"	012421	12
22	.1570	2"	3-1/8"	012422	12
23	.1540	2"	3-1/8"	012423	12
24	.1520	2"	3-1/8"	012424	12
25	.1495	1-7/8"	3"	012425	12
26	.1470	1-7/8"	3"	012426	12
27	.1440	1-7/8"	3"	012427	12
28	.1405	1-3/4"	2-7/8"	012428	12
29	.1360	1-3/4"	2-7/8"	012429	12
30	.1285	1-5/8"	2-3/4"	012430	12
31	.1200	1-5/8"	2-3/4"	012431	12
32	.1160	1-5/8"	2-3/4"	012432	12
33	.1130	1-1/2"	2-5/8"	012433	12
34	.1110	1-1/2"	2-5/8"	012434	12
35	.1100	1-1/2"	2-5/8"	012435	12
36	.1065	1-7/16"	2-1/2"	012436	12
37	.1040	1-7/16"	2-1/2"	012437	12
38	.1015	1-7/16"	2-1/2"	012438	12
39	.0995	1-3/8"	2-3/8"	012439	12
40	.0980	1-3/8"	2-3/8"	012440	12
41	.0960	1-3/8"	2-3/8"	012441	12
42	.0935	1-1/4"	2-1/4"	012442	12
43	.0890	1-1/4"	2-1/4"	012443	12
44	.0860	1-1/8"	2-1/8"	012444	12
45	.0820	1-1/8"	2-1/8"	012445	12
46	.0810	1-1/8"	2-1/8"	012446	12
47	.0785	1"	2"	012447	12
48	.0760	1"	2"	012448	12
49	.0730	1"	2"	012449	12
50	.0700	1"	2"	012450	12
51	.0670	1"	2"	012451	12
52	.0635	7/8"	1-7/8"	012452	12
53*	.0595	7/8"	1-7/8"	012453	12
54*	.0550	7/8"	1-7/8"	012454	12
55*	.0520	7/8"	1-7/8"	012455	12
56*	.0465	3/4"	1-3/4"	012456	12
57*	.0430	3/4"	1-3/4"	012457	12
58*	.0420	11/16"	1-5/8"	012458	12
59*	.0410	11/16"	1-5/8"	012459	12
60*	.0400	11/16"	1-5/8"	012460	12

Size	Decimal Equivalent	Flute Length	Overall Length	T3D Packaging: Tube	
				Order No.	Pkg Qty
A	.2340	2-5/8"	3-7/8"	013401	12
B	.2380	2-3/4"	4"	013402	12
C	.2420	2-3/4"	4"	013403	12
D	.2460	2-3/4"	4"	013404	12
E	.2500	2-3/4"	4"	013405	12
F	.2570	2-7/8"	4-1/8"	013406	12
G	.2610	2-7/8"	4-1/8"	013407	12
H	.2660	2-7/8"	4-1/8"	013408	12
I	.2720	2-7/8"	4-1/8"	013409	12
J	.2770	2-7/8"	4-1/8"	013410	12
K	.2810	2-15/16"	4-1/4"	013411	12
L	.2900	2-15/16"	4-1/4"	013412	12
M	.2950	3-1/16"	4-3/8"	013413	12
N	.3020	3-1/16"	4-3/8"	013414	12
O	.3160	3-3/16"	4-1/2"	013415	6
P	.3230	3-5/16"	4-5/8"	013416	6
Q	.3320	3-7/16"	4-3/4"	013417	6
R	.3390	3-7/16"	4-3/4"	013418	6
S	.3480	3-1/2"	4-7/8"	013419	6
T	.3580	3-1/2"	4-7/8"	013420	6
U	.3680	3-5/8"	5"	013421	6
V	.3770	3-5/8"	5"	013422	6
W	.3860	3-3/4"	5-1/8"	013423	6
X	.3970	3-3/4"	5-1/8"	013424	6
Y	.4040	3-7/8"	5-1/4"	013425	6
Z	.4130	3-7/8"	5-1/4"	013426	6



© triumphtwistdrill



*Not split point

HEAVY-DUTY JOBBER LENGTH DRILLS



Nitro® drills (NAS Type B) offer superior performance over conventional HSS drills. 135° Split Point reduces walking at the drill point and makes these drills ideal for both hand held and CNC Operations.

- ▷ Heavy-duty construction increases tool life and performance
- ▷ Black & Gold surface treatment for maximum lubricity
- ▷ Usable in a wide range of materials including difficult to machine materials such as stainless steel
- ▷ Jobber length for extra reach
- ▷ Available in bulk packaging

400N SERIES

HEAVY-DUTY HIGH SPEED STEEL
135° Split Point / Straight Shank
Fractional / Black & Gold



400N

Size	Flute Length	Overall Length	400N Order No.	Blister Pack Order No.
1/16"	7/8"	1-7/8"	400N104	400N104BP
5/64"	1"	2"	400N105	400N105BP
3/32"	1-1/4"	2-1/4"	400N106	400N106BP
7/64"	1-1/2"	2-5/8"	400N107	400N107BP
1/8"	1-5/8"	2-3/4"	400N108	400N108BP
9/64"	1-3/4"	2-7/8"	400N109	400N109BP
5/32"	2"	3-1/8"	400N110	400N110BP
11/64"	2-1/8"	3-1/4"	400N111	400N111BP
3/16"	2-5/16"	3-1/2"	400N112	400N112BP
13/64"	2-7/16"	3-5/8"	400N113	400N113BP
7/32"	2-1/2"	3-3/4"	400N114	400N114BP
15/64"	2-5/8"	3-7/8"	400N115	400N115BP
1/4"	2-3/4"	4"	400N116	400N116BP
17/64"	2-7/8"	4-1/8"	400N117	400N117BP
9/32"	2-15/16"	4-1/4"	400N118	400N118BP

Size	Flute Length	Overall Length	400N Order No.	Blister Pack Order No.
19/64"	3-1/16"	4-3/8"	400N119	400N119BP
5/16"	3-3/16"	4-1/2"	400N120	400N120BP
21/64"	3-5/16"	4-5/8"	400N121	400N121BP
11/32"	3-7/16"	4-3/4"	400N122	400N122BP
23/64"	3-1/2"	4-7/8"	400N123	400N123BP
3/8"	3-5/8"	5"	400N124	400N124BP
25/64"	3-3/4"	5-1/8"	400N125	400N125BP
13/32"	3-7/8"	5-1/4"	400N126	400N126BP
27/64"	3-15/16"	5-3/8"	400N127	400N127BP
7/16"	4-1/16"	5-1/2"	400N128	400N128BP
29/64"	4-3/16"	5-5/8"	400N129	400N129BP
15/32"	4-5/16"	5-3/4"	400N130	400N130BP
31/64"	4-3/8"	5-7/8"	400N131	400N131BP
1/2"	4-1/2"	6"	400N132	400N132BP

1/16" thru 19/64" - 12 per pack, 5/16" thru 1/2" - 6 per pack
Blister packs: 1 per package, except for 1/16" - 5/32" which are 2 per pack

Sizes	Bulk Quantity
1/16" - 1/8" & #60 - #30	504
9/64" - 13/64" & #29 - #6	252
7/32" - 5/16" & #5 - #1 & A - N	132
21/64" - 1/2" & 0 - Z	72

**NOW AVAILABLE
IN BLISTER PACKS**



HEAVY-DUTY JOBBER LENGTH DRILLS

440N SERIES

HEAVY-DUTY HIGH SPEED STEEL
135° Split Point / Straight Shank
Letter / Black & Gold



NITRO

440N

Size	Flute Length	Overall Length	440N Order No.
A	2-5/8"	3-7/8"	440N501
B	2-3/4"	4"	440N502
C	2-3/4"	4"	440N503
D	2-3/4"	4"	440N504
E	2-3/4"	4"	440N505
F	2-7/8"	4-1/8"	440N506
G	2-7/8"	4-1/8"	440N507
H	2-7/8"	4-1/8"	440N508
I	2-7/8"	4-1/8"	440N509
J	2-7/8"	4-1/8"	440N510
K	2-15/16"	4-1/4"	440N511
L	2-15/16"	4-1/4"	440N512
M	3-1/16"	4-3/8"	440N513

Size	Flute Length	Overall Length	440N Order No.
N	3-1/16"	4-3/8"	440N514
O	3-3/16"	4-1/2"	440N515
P	3-5/16"	4-5/8"	440N516
Q	3-7/16"	4-3/4"	440N517
R	3-7/16"	4-3/4"	440N518
S	3-1/2"	4-7/8"	440N519
T	3-1/2"	4-7/8"	440N520
U	3-5/8"	5"	440N521
V	3-5/8"	5"	440N522
W	3-3/4"	5-1/8"	440N523
X	3-3/4"	5-1/8"	440N524
Y	3-7/8"	5-1/4"	440N525
Z	3-7/8"	5-1/4"	440N526

'A' thru 'L' - 12 per pack, 'M' thru 'Z' - 6 per pack

480N SERIES

HEAVY-DUTY HIGH SPEED STEEL
135° Split Point / Straight Shank
Number / Black & Gold



NITRO

480N

Size	Flute Length	Overall Length	480N Order No.
1	2-5/8"	3-7/8"	480N001
2	2-1/2"	3-7/8"	480N002
3	2-1/2"	3-3/4"	480N003
4	2-1/2"	3-3/4"	480N004
5	2-1/2"	3-3/4"	480N005
6	2-1/2"	3-3/4"	480N006
7	2-7/16"	3-5/8"	480N007
8	2-7/16"	3-5/8"	480N008
9	2-7/16"	3-5/8"	480N009
10	2-7/16"	3-5/8"	480N010
11	2-5/16"	3-1/2"	480N011
12	2-5/16"	3-1/2"	480N012
13	2-5/16"	3-1/2"	480N013
14	2-3/16"	3-3/8"	480N014
15	2-3/16"	3-3/8"	480N015
16	2-3/16"	3-3/8"	480N016
17	2-3/16"	3-3/8"	480N017
18	2-1/8"	3-1/4"	480N018
19	2-1/8"	3-1/4"	480N019
20	2-1/8"	3-1/4"	480N020
21	2-1/8"	3-1/4"	480N021
22	2"	3-1/8"	480N022
23	2"	3-1/8"	480N023
24	2"	3-1/8"	480N024
25	1-7/8"	3"	480N025
26	1-7/8"	3"	480N026
27	1-7/8"	3"	480N027
28	1-3/4"	2-7/8"	480N028
29	1-3/4"	2-7/8"	480N029
30	1-5/8"	2-3/4"	480N030

Size	Flute Length	Overall Length	480N Order No.
31	1-5/8"	2-3/4"	480N031
32	1-5/8"	2-3/4"	480N032
33	1-1/2"	2-5/8"	480N033
34	1-1/2"	2-5/8"	480N034
35	1-1/2"	2-5/8"	480N035
36	1-7/16"	2-1/2"	480N036
37	1-7/16"	2-1/2"	480N037
38	1-7/16"	2-1/2"	480N038
39	1-3/8"	2-3/8"	480N039
40	1-3/8"	2-3/8"	480N040
41	1-3/8"	2-3/8"	480N041
42	1-1/4"	2-1/4"	480N042
43	1-1/4"	2-1/4"	480N043
44	1-1/8"	2-1/8"	480N044
45	1-1/8"	2-1/8"	480N045
46	1-1/8"	2-1/8"	480N046
47	1"	2"	480N047
48	1"	2"	480N048
49	1"	2"	480N049
50	1"	2"	480N050
51	1"	2"	480N051
52	7/8"	1-7/8"	480N052
53*	7/8"	1-7/8"	480N053
54*	7/8"	1-7/8"	480N054
55*	7/8"	1-7/8"	480N055
56*	3/4"	1-3/4"	480N056
57*	3/4"	1-3/4"	480N057
58*	11/16"	1-5/8"	480N058
59*	11/16"	1-5/8"	480N059
60*	11/16"	1-5/8"	480N060

*Not split point

#1 thru #60 - 12 per pack

Corresponding Sets		
No. of Pcs.	Description	Order No.
400N/440N/480N Series Nitro® Heavy Duty Jobber Drill Sets		
13	1/16" - 1/4" by 64 ^{ths}	400N13
15	1/16" - 1/2" by 32 ^{nds}	400N15
19	Maintenance Set - 1/16, 5/64, 3/32, 1/8, #29, #25, 5/32, #21, 3/16, #7, 7/32, 1/4, F, 5/16, U, 3/8, 27/64, 7/16, 1/2	400N19
21	1/16" - 3/8" by 64 ^{ths}	400N21
21	1/16" - 1/4" by 64 ^{ths} & 9/32" - 1/2" by 32 ^{nds}	400N21V
26	A - Z	400N26
29	1/16" - 1/2" by 64 ^{ths}	400N29
29	DRILL PAL 1/16" - 1/2" by 64 ^{ths}	400NW29
60	#1 - #60	400N60
115	1/16" - 1/2" by 64 ^{ths} , #1 - 60, A - Z	400N0115



400N29

HEAVY-DUTY JOBBER LENGTH DRILLS

The heavy construction affords efficient portable drilling in medium strength alloy materials. The split point reduces the thrust requirements and minimizes walking. This is a suitable drill for the construction industry.

- ▷ *Heavy-duty 135° Split Point minimizes walking*
- ▷ *Black & Gold surface treatment for high wear resistance and lubricity*
- ▷ *A multi-purpose heavy-duty drill bit*

400E SERIES

HEAVY-DUTY HIGH SPEED STEEL
135° Split Point / Straight Shank
Fractional / Black & Gold



400E

Size	Flute Length	Overall Length	400E Order No.
1/16"	7/8"	1-7/8"	400E104
5/64"	1"	2"	400E105
3/32"	1-1/4"	2-1/4"	400E106
7/64"	1-1/2"	2-5/8"	400E107
1/8"	1-5/8"	2-3/4"	400E108
9/64"	1-3/4"	2-7/8"	400E109
5/32"	2"	3-1/8"	400E110
11/64"	2-1/8"	3-1/4"	400E111
3/16"	2-5/16"	3-1/2"	400E112
13/64"	2-7/16"	3-5/8"	400E113
7/32"	2-1/2"	3-3/4"	400E114
15/64"	2-5/8"	3-7/8"	400E115
1/4"	2-3/4"	4"	400E116
17/64"	2-7/8"	4-1/8"	400E117
9/32"	2-15/16"	4-1/4"	400E118

Size	Flute Length	Overall Length	400E Order No.
19/64"	3-1/16"	4-3/8"	400E119
5/16"	3-3/16"	4-1/2"	400E120
21/64"	3-5/16"	4-5/8"	400E121
11/32"	3-7/16"	4-3/4"	400E122
23/64"	3-1/2"	4-7/8"	400E123
3/8"	3-5/8"	5"	400E124
25/64"	3-3/4"	5-1/8"	400E125
13/32"	3-7/8"	5-1/4"	400E126
27/64"	3-15/16"	5-3/8"	400E127
7/16"	4-1/16"	5-1/2"	400E128
29/64"	4-3/16"	5-5/8"	400E129
15/32"	4-5/16"	5-3/4"	400E130
31/64"	4-3/8"	5-7/8"	400E131
1/2"	4-1/2"	6"	400E132

1/16" thru 19/64" and #1 thru #60 - 12 per pack, 5/16" thru 1/2" - 6 per pack

HEAVY-DUTY JOBBER LENGTH DRILLS

480E SERIES

HEAVY-DUTY HIGH SPEED STEEL

135° Split Point / Straight Shank

Number / Black & Gold



480E

Size	Flute Length	Overall Length	480E Order No.	Size	Flute Length	Overall Length	480E Order No.
1	2-5/8"	3-7/8"	480E001	31	1-5/8"	2-3/4"	480E031
2	2-1/2"	3-7/8"	480E002	32	1-5/8"	2-3/4"	480E032
3	2-1/2"	3-3/4"	480E003	33	1-1/2"	2-5/8"	480E033
4	2-1/2"	3-3/4"	480E004	34	1-1/2"	2-5/8"	480E034
5	2-1/2"	3-3/4"	480E005	35	1-1/2"	2-5/8"	480E035
6	2-1/2"	3-3/4"	480E006	36	1-7/16"	2-1/2"	480E036
7	2-7/16"	3-5/8"	480E007	37	1-7/16"	2-1/2"	480E037
8	2-7/16"	3-5/8"	480E008	38	1-7/16"	2-1/2"	480E038
9	2-7/16"	3-5/8"	480E009	39	1-3/8"	2-3/8"	480E039
10	2-7/16"	3-5/8"	480E010	40	1-3/8"	2-3/8"	480E040
11	2-5/16"	3-1/2"	480E011	41	1-3/8"	2-3/8"	480E041
12	2-5/16"	3-1/2"	480E012	42	1-1/4"	2-1/4"	480E042
13	2-5/16"	3-1/2"	480E013	43	1-1/4"	2-1/4"	480E043
14	2-3/16"	3-3/8"	480E014	44	1-1/8"	2-1/8"	480E044
15	2-3/16"	3-3/8"	480E015	45	1-1/8"	2-1/8"	480E045
16	2-3/16"	3-3/8"	480E016	46	1-1/8"	2-1/8"	480E046
17	2-3/16"	3-3/8"	480E017	47	1"	2"	480E047
18	2-1/8"	3-1/4"	480E018	48	1"	2"	480E048
19	2-1/8"	3-1/4"	480E019	49	1"	2"	480E049
20	2-1/8"	3-1/4"	480E020	50	1"	2"	480E050
21	2-1/8"	3-1/4"	480E021	51	1"	2"	480E051
22	2"	3-1/8"	480E022	52	7/8"	1-7/8"	480E052
23	2"	3-1/8"	480E023	53*	7/8"	1-7/8"	480E053
24	2"	3-1/8"	480E024	54*	7/8"	1-7/8"	480E054
25	1-7/8"	3"	480E025	55*	7/8"	1-7/8"	480E055
26	1-7/8"	3"	480E026	56*	3/4"	1-3/4"	480E056
27	1-7/8"	3"	480E027	57*	3/4"	1-3/4"	480E057
28	1-3/4"	2-7/8"	480E028	58*	11/16"	1-5/8"	480E058
29	1-3/4"	2-7/8"	480E029	59*	11/16"	1-5/8"	480E059
30	1-5/8"	2-3/4"	480E030	60*	11/16"	1-5/8"	480E060

#1 thru #60 - 12 per pack

Designed for efficient drilling in stainless steel and tougher ferrous materials. The 135° split point reduces the thrust requirements and minimizes walking. Black & Gold surface treatment for increased wear resistance and lubricity.

800 SERIES

HEAVY-DUTY HIGH SPEED STEEL

135° Split Point / Straight Shank

Metric / Black & Gold



800

Size (mm)	Flute Length (mm)	Overall Length (mm)	800 Order No.	Size (mm)	Flute Length (mm)	Overall Length (mm)	800 Order No.
.35	3	19	800A0035	1.20	22	48	800A0120
.40	5	19	800A0040	1.25	22	48	800A0125
.45	5	22	800A0045	1.30	22	48	800A0130
.50	5	22	800A0050	1.35	22	49	800A0135
.55	6	25	800A0055	1.40	22	48	800A0140
.60	8	29	800A0060	1.45	22	48	800A0145
.65	10	32	800A0065	1.50	22	48	800A0150
.70	10	32	800A0070	1.55	22	48	800A0155
.75	13	35	800A0075	1.60	22	48	800A0160
.80	13	35	800A0080	1.65	25	51	800A0165
.85	16	38	800A0085	1.70	25	51	800A0170
.90	16	38	800A0090	1.75	25	51	800A0175
.95	16	38	800A0095	1.80	25	51	800A0180
1.00	17	41	800A0100	1.85	25	51	800A0185
1.05	17	41	800A0105	1.90	25	51	800A0190
1.10	19	44	800A0110	1.95	25	51	800A0195
1.15	19	44	800A0115	2.00	25	51	800A0200

Continued on next page

HEAVY-DUTY JOBBER LENGTH DRILLS

Size (mm)	Flute Length (mm)	Overall Length (mm)	800 Order No.
2.05	29	54	800A0205
2.10	29	54	800A0210
2.15	29	54	800A0215
2.20	32	57	800A0220
2.25	32	57	800A0225
2.30	32	57	800A0230
2.35	32	57	800A0235
2.40	35	60	800A0240
2.45	35	60	800A0245
2.50	35	60	800A0250
2.60	37	64	800A0260
2.70	37	64	800A0270
2.75	37	64	800A0275
2.80	38	67	800A0280
2.90	41	70	800A0290
3.00	41	70	800A0300
3.10	41	70	800A0310
3.20	41	70	800A0320
3.25	41	70	800A0325
3.30	44	73	800A0330
3.40	44	73	800A0340
3.50	44	73	800A0350
3.60	48	76	800A0360
3.70	48	76	800A0370
3.75	48	76	800A0375
3.80	48	76	800A0380
3.90	51	79	800A0390
4.00	54	83	800A0400
4.10	54	83	800A0410
4.20	54	83	800A0420
4.25	54	83	800A0425
4.30	54	83	800A0430
4.40	56	86	800A0440
4.50	56	86	800A0450
4.60	56	86	800A0460
4.70	59	89	800A0470
4.75	59	89	800A0475
4.80	59	89	800A0480
4.90	62	92	800A0490
5.00	62	92	800A0500
5.10	62	92	800A0510
5.20	64	95	800A0520
5.25	64	95	800A0525
5.30	64	95	800A0530
5.40	64	95	800A0540
5.50	64	95	800A0550
5.60	67	98	800A0560
5.70	67	98	800A0570
5.75	67	98	800A0575
5.80	67	98	800A0580
5.90	67	98	800A0590
6.00	70	102	800A0600
6.10	70	102	800A0610
6.20	70	102	800A0620
6.25	70	102	800A0625
6.30	70	102	800A0630
6.40	73	105	800A0640
6.50	73	105	800A0650
6.60	73	105	800A0660
6.70	73	105	800A0670
6.75	73	105	800A0675
6.80	73	105	800A0680
6.90	73	105	800A0690
7.00	73	105	800A0700

Size (mm)	Flute Length (mm)	Overall Length (mm)	800 Order No.
7.10	75	108	800A0710
7.20	75	108	800A0720
7.25	75	108	800A0725
7.30	75	108	800A0730
7.40	78	111	800A0740
7.50	78	111	800A0750
7.60	78	111	800A0760
7.70	81	114	800A0770
7.75	81	114	800A0775
7.80	81	114	800A0780
7.90	81	114	800A0790
8.00	81	114	800A0800
8.10	84	117	800A0810
8.20	84	117	800A0820
8.25	84	117	800A0825
8.30	84	117	800A0830
8.40	87	121	800A0840
8.50	87	121	800A0850
8.60	87	121	800A0860
8.70	87	121	800A0870
8.75	87	121	800A0875
8.80	89	124	800A0880
8.90	89	124	800A0890
9.00	89	124	800A0900
9.10	89	124	800A0910
9.20	92	127	800A0920
9.25	92	127	800A0925
9.30	92	127	800A0930
9.40	92	127	800A0940
9.50	92	127	800A0950
9.60	95	130	800A0960
9.70	95	130	800A0970
9.75	95	130	800A0975
9.80	95	130	800A0980
9.90	95	130	800A0990
10.00	95	130	800A1000
10.50	98	133	800A1050
11.00	103	140	800A1100
11.50	106	143	800A1150
12.00	111	149	800A1200
12.50	114	152	800A1250
13.00	114	152	800A1300

0.35 mm thru 6.60 mm - 12 pack, 6.70 mm thru 12.50 mm - 6 pack, 13.0 mm - packaged individually



800A13

Corresponding Sets		
No. of Pcs.	Description	Order No.
800 Series Metric Jobber Drill Sets		
13	1mm - 7mm by 0.5mm	800A13
19	1mm - 10mm by 0.5mm	800A19
25	1mm - 13mm by 0.5mm	800A25

HEAVY-DUTY JOBBER LENGTH DRILLS

The heavy duty construction with a Thunderbit core and flute design affords efficient portable drilling in medium strength alloy materials. The split point reduces the thrust requirements and minimizes walking. A black and gold surface treatment is applied for superior lubricity.

- ▷ Unique flute design for added strength and improved chip evacuation
- ▷ Black & Gold surface treatment for maximum lubricity



T1HD - BP1HD - T2HD - T3HD - MM1HD SERIES

HEAVY-DUTY HIGH SPEED STEEL

135° Split Point

Black & Gold Oxide



Size	Decimal Equivalent	Flute Length	Overall Length	T1HD Packaging: Tube		T1HD Packaging: Bulk		BP1HD Packaging: Card	
				Order No.	Pkg Qty	Order No.	Pkg Qty	Order No.	Pkg Qty
1/16"	.0625	7/8"	1-7/8"	012504	12	012504.20	288	014004	1
5/64"	.0781	1"	2"	012505	12	012505.20	288	014005	1
3/32"	.0938	1-1/4"	2-1/4"	012506	12	012506.20	288	014006	1
7/64"	.1094	1-1/2"	2-5/8"	012507	12	012507.20	288	014007	1
1/8"	.1250	1-5/8"	2-3/4"	012508	12	012508.20	288	014008	1
9/64"	.1406	1-3/4"	2-7/8"	012509	12	012509.20	288	014009	1
5/32"	.1562	2"	3-1/8"	012510	12	012510.20	288	014010	1
11/64"	.1719	2-1/8"	3-1/4"	012511	12	012511.20	288	014011	1
3/16"	.1875	2-5/16"	3-1/2"	012512	12	012512.20	288	014012	1
13/64"	.2031	2-7/16"	3-5/8"	012513	12	012513.20	288	014013	1
7/32"	.2188	2-1/2"	3-3/4"	012514	12	012514.20	288	014014	1
15/64"	.2344	2-5/8"	3-7/8"	012515	12	012515.20	288	014015	1
1/4"	.2500	2-3/4"	4"	012516	12	012516.20	288	014016	1
17/64"	.2656	2-7/8"	4-1/8"	012517	12	012517.20	144	014017	1
9/32"	.2812	2-15/16"	4-1/4"	012518	12	012518.20	144	014018	1
19/64"	.2969	3-1/16"	4-3/8"	012519	12	012519.20	144	014019	1
5/16"	.30125	3-3/16"	4-1/2"	012520	6	012520.20	144	014020	1
21/64"	.3281	3-5/16"	4-5/8"	012521	6	012521.20	144	014021	1
11/32"	.3438	3-7/16"	4-3/4"	012522	6	012522.20	144	014022	1
23/64"	.3594	3-1/2"	4-7/8"	012523	6	012523.20	144	014023	1
3/8"	.3750	3-5/8"	5"	012524	6	012524.20	144	014024	1
25/64"	.3906	3-3/4"	5-1/8"	012525	6	012525.20	144	014025	1
13/32"	.4062	3-7/8"	5-1/4"	012526	6	012526.20	144	014026	1
27/64"	.4219	3-15/16"	5-3/8"	012527	6	012527.20	144	014027	1
7/16"	.4375	4-1/16"	5-1/2"	012528	6	012528.20	144	014028	1
29/64"	.4531	4-3/16"	5-5/8"	012529	6	012529.20	144	014029	1
15/32"	.4688	4-5/16"	5-3/4"	012530	6	012530.20	144	014030	1
31/64"	.4844	4-3/8"	5-7/8"	012531	6	012531.20	144	014031	1
1/2"	.5000	4-1/2"	6"	012532	6	012532.20	144	014032	1



© overkillracingandchassis

Corresponding Sets				
Style	Description	Pieces	Size Range	Order No.
SAD13HD	Select-A-Drill	13 Piece	1/16"-1/4" by 64 ^{ths}	090495
SAD21HD	Select-A-Drill	21 Piece	1/16"-3/8" by 64 ^{ths}	090496
T19HD	Metal Index	13 Piece	1/16"-1/4" by 64 ^{ths}	099858
T18HD	Metal Index	15 Piece	1/16"-1/2" by 32 ^{nds}	099857
T180HD	Metal Index	21 Piece	1/16"-3/8" by 64 ^{ths}	099861
T17HDDC	Clip-On Index	29 Piece	1/16"-1/2" by 64 ^{ths}	099855
T17HD	Metal Index	29 Piece	1/16"-1/2" by 64 ^{ths}	099856
T123HD	Metal Index	115 Piece	1/16"-1/2" by 64 ^{ths} , #1- #60, A-Z	099862
T80HD	Display		1/16"-1/2" by 64 ^{ths}	099995



HEAVY-DUTY JOBBER LENGTH DRILLS

Size	Decimal Equivalent	Flute Length	Overall Length	T2HD Packaging: Tube	
				Order No.	Pkg Qty
1	.2280	2-5/8"	3-7/8"	012601	12
2	.2210	2-5/8"	3-7/8"	012602	12
3	.2130	2-1/2"	3-3/4"	012603	12
4	.2090	2-1/2"	3-3/4"	012604	12
5	.2055	2-1/2"	3-3/4"	012605	12
6	.2040	2-1/2"	3-3/4"	012606	12
7	.2010	2-7/16"	3-5/8"	012607	12
8	.1990	2-7/16"	3-5/8"	012608	12
9	.1960	2-7/16"	3-5/8"	012609	12
10	.1935	2-7/16"	3-5/8"	012610	12
11	.1910	2-5/16"	3-1/2"	012611	12
12	.1890	2-5/16"	3-1/2"	012612	12
13	.1850	2-5/16"	3-1/2"	012613	12
14	.1820	2-3/16"	3-3/8"	012614	12
15	.1800	2-3/16"	3-3/8"	012615	12
16	.1770	2-3/16"	3-3/8"	012616	12
17	.1730	2-3/16"	3-3/8"	012617	12
18	.1695	2-1/8"	3-1/4"	012618	12
19	.1660	2-1/8"	3-1/4"	012619	12
20	.1610	2-1/8"	3-1/4"	012620	12
21	.1590	2-1/8"	3-1/4"	012621	12
22	.1570	2"	3-1/8"	012622	12
23	.1540	2"	3-1/8"	012623	12
24	.1520	2"	3-1/8"	012624	12
25	.1495	1-7/8"	3"	012625	12
26	.1470	1-7/8"	3"	012626	12
27	.1440	1-7/8"	3"	012627	12
28	.1405	1-3/4"	2-7/8"	012628	12
29	.1360	1-3/4"	2-7/8"	012629	12
30	.1285	1-5/8"	2-3/4"	012630	12
31	.1200	1-5/8"	2-3/4"	012631	12
32	.1160	1-5/8"	2-3/4"	012632	12
33	.1130	1-1/2"	2-5/8"	012633	12
34	.1110	1-1/2"	2-5/8"	012634	12
35	.1100	1-1/2"	2-5/8"	012635	12
36	.1065	1-7/16"	2-1/2"	012636	12
37	.1040	1-7/16"	2-1/2"	012637	12
38	.1015	1-7/16"	2-1/2"	012638	12
39	.0995	1-3/8"	2-3/8"	012639	12
40	.0980	1-3/8"	2-3/8"	012640	12
41	.0960	1-3/8"	2-3/8"	012641	12
42	.0935	1-1/4"	2-1/4"	012642	12
43	.0890	1-1/4"	2-1/4"	012643	12
44	.0860	1-1/8"	2-1/8"	012644	12
45	.0820	1-1/8"	2-1/8"	012645	12
46	.0810	1-1/8"	2-1/8"	012646	12
47	.0785	1"	2"	012647	12
48	.0760	1"	2"	012648	12
49	.0730	1"	2"	012649	12
50	.0700	1"	2"	012650	12
51	.0670	1"	2"	012651	12
52	.0635	7/8"	1-7/8"	012652	12
53*	.0595	7/8"	1-7/8"	012653	12
54*	.0550	7/8"	1-7/8"	012654	12
55*	.0520	7/8"	1-7/8"	012655	12
56*	.0465	3/4"	1-3/4"	012656	12
57*	.0430	3/4"	1-3/4"	012657	12
58*	.0420	11/16"	1-5/8"	012658	12
59*	.0410	11/16"	1-5/8"	012659	12
60*	.0400	11/16"	1-5/8"	012660	12

*Not split point

Size	Decimal Equivalent	Flute Length	Overall Length	T3HD Packaging: Bulk	
				Order No.	Pkg Qty
A	.2340	2-5/8"	3-7/8"	012701	12
B	.2380	2-3/4"	4"	012702	12
C	.2420	2-3/4"	4"	012703	12
D	.2460	2-3/4"	4"	012704	12
E	.2500	2-3/4"	4"	012705	12
F	.2570	2-7/8"	4-1/8"	012706	12
G	.2610	2-7/8"	4-1/8"	012707	12
H	.2660	2-7/8"	4-1/8"	012708	12
I	.2720	2-7/8"	4-1/8"	012709	12
J	.2770	2-7/8"	4-1/8"	012710	12
K	.2810	2-15/16"	4-1/4"	012711	12
L	.2900	2-15/16"	4-1/4"	012712	12
M	.2950	3-1/16"	4-3/8"	012713	12
N	.3020	3-1/16"	4-3/8"	012714	12
O	.3160	3-3/16"	4-1/2"	012715	6
P	.3230	3-5/16"	4-5/8"	012716	6
Q	.3320	3-7/16"	4-3/4"	012717	6
R	.3390	3-7/16"	4-3/4"	012718	6
S	.3480	3-1/2"	4-7/8"	012719	6
T	.3580	3-1/2"	4-7/8"	012720	6
U	.3680	3-5/8"	5"	012721	6
V	.3770	3-5/8"	5"	012722	6
W	.3860	3-3/4"	5-1/8"	012723	6
X	.3970	3-3/4"	5-1/8"	012724	6
Y	.4040	3-7/8"	5-1/4"	012725	6
Z	.4130	3-7/8"	5-1/4"	012726	6

Corresponding Sets				
Style	Description	Pieces	Size Range	Order No.
T22HD	Metal Index	60 Piece	#1- #60	099859
T25HD	Metal Index	26 Piece	A - Z	099860
T123HD	Metal Index	115 Piece	1/16"-1/2" by 64 ^{ths} , #1- #60, A-Z	099862

Size	Decimal Equivalent	Flute Length	Overall Length	MM1HD Packaging: Tube	
				Order No.	Pkg Qty
1.00	.0394	17	41	014310	12
1.50	.0591	22	48	014315	12
2.00	.0787	25	51	014320	12
2.50	.0984	35	60	014325	12
3.00	.1181	41	70	014330	12
3.50	.1378	44	73	014335	12
4.00	.1575	54	83	014340	12
4.50	.1772	56	86	014345	12
5.00	.1969	62	92	014350	12
5.50	.2165	64	95	014355	12
6.00	.2362	70	102	014360	12
6.50	.2559	73	105	014365	12
7.00	.2756	73	105	014370	6
7.50	.2953	78	111	014375	6
8.00	.3150	81	114	014380	6
8.50	.3346	87	121	014385	6
9.00	.3543	89	124	014390	6
9.50	.3740	92	127	014395	6
10.00	.3937	95	130	014400	6
10.50	.4134	98	133	014405	6
11.00	.4331	103	140	014410	6
11.50	.4528	106	143	014415	6
12.00	.4724	111	149	014420	6
12.50	.4921	114	152	014425	6
13.00	.5118	114	152	014430	1

HEAVY-DUTY JOBBER LENGTH DRILLS

The heavy duty construction with a Thunderbit core and flute design affords efficient portable drilling in medium strength alloy materials. The split point reduces the thrust requirements and minimizes walking. A black and gold surface treatment is applied for superior lubricity.



- ▷ 3-flats for handheld power tools
- ▷ Unique flute design for added strength and improved chip evacuation
- ▷ Black & Gold surface treatment for maximum lubricity

T1HD+ - BP1HD+ - T2HD+ - T3HD+ SERIES HEAVY-DUTY HIGH SPEED STEEL

135° Split Point

3-Flats on Shank

Black & Gold Oxide



Size	Decimal Equivalent	Flute Length	Overall Length	T1HD+ Packaging: Tube		T1HD+ Packaging: Bulk		BP1HD+ Packaging: Single	
				Order No.	Pkg Qty	Order No.	Pkg Qty	Order No.	Pkg Qty
1/16"	.0625	7/8"	1-7/8"	014504	12	014504.20	288	014804	1
5/64"	.0781	1"	2"	014505	12	014505.20	288	014805	1
3/32"	.0938	1-1/4"	2-1/4"	014506	12	014506.20	288	014806	1
7/64"	.1094	1-1/2"	2-5/8"	014507	12	014507.20	288	014807	1
1/8"	.1250	1-5/8"	2-3/4"	014508	12	014508.20	288	014808	1
9/64"	.1406	1-3/4"	2-7/8"	014509	12	014509.20	288	014809	1
5/32"	.1562	2"	3-1/8"	014510	12	014510.20	288	014810	1
11/64"	.1719	2-1/8"	3-1/4"	014511	12	014511.20	288	014811	1
3-Flats on Shank									
3/16"	.1875	2-5/16"	3-1/2"	014512	12	014512.20	288	014812	1
13/64"	.2031	2-7/16"	3-5/8"	014513	12	014513.20	288	014813	1
7/32"	.2188	2-1/2"	3-3/4"	014514	12	014514.20	288	014814	1
15/64"	.2344	2-5/8"	3-7/8"	014515	12	014515.20	288	014815	1
1/4"	.2500	2-3/4"	4"	014516	12	014516.20	288	014816	1
17/64"	.2656	2-7/8"	4-1/8"	014517	12	014517.20	144	014817	1
9/32"	.2812	2-15/16"	4-1/4"	014518	12	014518.20	144	014818	1
19/64"	.2969	3-1/16"	4-3/8"	014519	12	014519.20	144	014819	1
5/16"	.30125	3-3/16"	4-1/2"	014520	6	014520.20	144	014820	1
21/64"	.3281	3-5/16"	4-5/8"	014521	6	014521.20	144	014821	1
11/32"	.3438	3-7/16"	4-3/4"	014522	6	014522.20	144	014822	1
23/64"	.3594	3-1/2"	4-7/8"	014523	6	014523.20	144	014823	1
3/8"	.3750	3-5/8"	5"	014524	6	014524.20	144	014824	1
25/64**	.3906	3-3/4"	5-1/8"	014525	6	014525.20	144	014825	1
13/32**	.4062	3-7/8"	5-1/4"	014526	6	014526.20	144	014826	1
27/64"	.4219	3-15/16"	5-3/8"	014527	6	014527.20	144	014827	1
7/16"	.4375	4-1/16"	5-1/2"	014528	6	014528.20	144	014828	1
29/64"	.4531	4-3/16"	5-5/8"	014529	6	014529.20	144	014829	1
15/32"	.4688	4-5/16"	5-3/4"	014530	6	014530.20	144	014830	1
31/64"	.4844	4-3/8"	5-7/8"	014531	6	014531.20	144	014831	1
1/2"	.5000	4-1/2"	6"	014532	6	014532.20	144	014832	1



Corresponding Sets				
Style	Description	Pieces	Size Range	Order No.
T19HD+	Metal Index	13 Piece	1/16"-1/4" by 64 ^{ths}	099501
T18HD+	Metal Index	15 Piece	1/16"-1/2" by 32 ^{nds}	099502
T180HD+	Metal Index	21 Piece	1/16"-3/8" by 64 ^{ths}	099503
T17HDDC+	Clip-On Index	29 Piece	1/16"-1/2" by 64 ^{ths}	099504
T17HD+	Metal Index	29 Piece	1/16"-1/2" by 64 ^{ths}	099505
T123HD+	Metal Index	115 Piece	1/16"-1/2" by 64 ^{ths} , #1- #60, A-Z	099508
T80HD+	Display		1/16"-1/2" by 64 ^{ths}	099509



T2HD+ - T3HD+ SERIES (CONTINUED)



HEAVY-DUTY JOBBER LENGTH DRILLS

Size	Decimal Equivalent	Flute Length	Overall Length	T2HD+ Packaging: Tube	
				Order No.	Pkg Qty
1**	.2280	2-5/8"	3-7/8"	014601	12
2**	.2210	2-5/8"	3-7/8"	014602	12
3**	.2130	2-1/2"	3-3/4"	014603	12
4**	.2090	2-1/2"	3-3/4"	014604	12
5**	.2055	2-1/2"	3-3/4"	014605	12
6**	.2040	2-1/2"	3-3/4"	014606	12
7**	.2010	2-7/16"	3-5/8"	014607	12
8**	.1990	2-7/16"	3-5/8"	014608	12
9**	.1960	2-7/16"	3-5/8"	014609	12
10**	.1935	2-7/16"	3-5/8"	014610	12
11**	.1910	2-5/16"	3-1/2"	014611	12
12**	.1890	2-5/16"	3-1/2"	014612	12
13	.1850	2-5/16"	3-1/2"	014613	12
14	.1820	2-3/16"	3-3/8"	014614	12
15	.1800	2-3/16"	3-3/8"	014615	12
16	.1770	2-3/16"	3-3/8"	014616	12
17	.1730	2-3/16"	3-3/8"	014617	12
18	.1695	2-1/8"	3-1/4"	014618	12
19	.1660	2-1/8"	3-1/4"	014619	12
20	.1610	2-1/8"	3-1/4"	014620	12
21	.1590	2-1/8"	3-1/4"	014621	12
22	.1570	2"	3-1/8"	014622	12
23	.1540	2"	3-1/8"	014623	12
24	.1520	2"	3-1/8"	014624	12
25	.1495	1-7/8"	3"	014625	12
26	.1470	1-7/8"	3"	014626	12
27	.1440	1-7/8"	3"	014627	12
28	.1405	1-3/4"	2-7/8"	014628	12
29	.1360	1-3/4"	2-7/8"	014629	12
30	.1285	1-5/8"	2-3/4"	014630	12
31	.1200	1-5/8"	2-3/4"	014631	12
32	.1160	1-5/8"	2-3/4"	014632	12
33	.1130	1-1/2"	2-5/8"	014633	12
34	.1110	1-1/2"	2-5/8"	014634	12
35	.1100	1-1/2"	2-5/8"	014635	12
36	.1065	1-7/16"	2-1/2"	014636	12
37	.1040	1-7/16"	2-1/2"	014637	12
38	.1015	1-7/16"	2-1/2"	014638	12
39	.0995	1-3/8"	2-3/8"	014639	12
40	.0980	1-3/8"	2-3/8"	014640	12
41	.0960	1-3/8"	2-3/8"	014641	12
42	.0935	1-1/4"	2-1/4"	014642	12
43	.0890	1-1/4"	2-1/4"	014643	12
44	.0860	1-1/8"	2-1/8"	014644	12
45	.0820	1-1/8"	2-1/8"	014645	12
46	.0810	1-1/8"	2-1/8"	014646	12
47	.0785	1"	2"	014647	12
48	.0760	1"	2"	014648	12
49	.0730	1"	2"	014649	12
50	.0700	1"	2"	014650	12
51	.0670	1"	2"	014651	12
52	.0635	7/8"	1-7/8"	014652	12
53*	.0595	7/8"	1-7/8"	014653	12
54*	.0550	7/8"	1-7/8"	014654	12
55*	.0520	7/8"	1-7/8"	014655	12
56*	.0465	3/4"	1-3/4"	014656	12
57*	.0430	3/4"	1-3/4"	014657	12
58*	.0420	11/16"	1-5/8"	014658	12
59*	.0410	11/16"	1-5/8"	014659	12
60*	.0400	11/16"	1-5/8"	014660	12

*Not split point **3-Flats on shank

Size	Decimal Equivalent	Flute Length	Overall Length	T3HD+ Packaging: Bulk	
				Order No.	Pkg Qty
A	.2340	2-5/8"	3-7/8"	014701	12
B	.2380	2-3/4"	4"	014702	12
C	.2420	2-3/4"	4"	014703	12
D	.2460	2-3/4"	4"	014704	12
E	.2500	2-3/4"	4"	014705	12
F	.2570	2-7/8"	4-1/8"	014706	12
G	.2610	2-7/8"	4-1/8"	014707	12
H	.2660	2-7/8"	4-1/8"	014708	12
I	.2720	2-7/8"	4-1/8"	014709	12
J	.2770	2-7/8"	4-1/8"	014710	12
K	.2810	2-15/16"	4-1/4"	014711	12
L	.2900	2-15/16"	4-1/4"	014712	12
M	.2950	3-1/16"	4-3/8"	014713	12
N	.3020	3-1/16"	4-3/8"	014714	12
O	.3160	3-3/16"	4-1/2"	014715	6
P	.3230	3-5/16"	4-5/8"	014716	6
Q	.3320	3-7/16"	4-3/4"	014717	6
R	.3390	3-7/16"	4-3/4"	014718	6
S	.3480	3-1/2"	4-7/8"	014719	6
T	.3580	3-1/2"	4-7/8"	014720	6
U	.3680	3-5/8"	5"	014721	6
V	.3770	3-5/8"	5"	014722	6
W	.3860	3-3/4"	5-1/8"	014723	6
X	.3970	3-3/4"	5-1/8"	014724	6
Y	.4040	3-7/8"	5-1/4"	014725	6
Z	.4130	3-7/8"	5-1/4"	014726	6

Corresponding Sets				
Style	Description	Pieces	Size Range	Order No.
T22HD+	Metal Index	60 Piece	#1- #60	099506
T25HD+	Metal Index	26 Piece	A - Z	099507
T123HD+	Metal Index	115 Piece	1/16"-1/2" by 64 ^{ths} , #1- #60, A-Z	099508



HEAVY-DUTY JOBBER LENGTH DRILLS

The heavy duty construction affords efficient drilling in medium strength alloy materials. The split point reduces the thrust requirements and minimizes walking. A black and gold surface treatment is applied for superior lubricity.



- ▷ Heavy-duty 135° Split Point minimizes walking
- ▷ Black & Gold surface treatment for high wear resistance and lubricity
- ▷ 3-flats on shank for hand-held power tools

T101D - T102D - T103D SERIES

HEAVY-DUTY HIGH SPEED STEEL

135° Split Point

Fractional, Wire, Letter sizes

3-Flats on Shank

Black & Gold Finish



Size	Decimal Equivalent	Flute Length	Overall Length	T101D Packaging: Tube	
				Order No.	Pkg Qty
1/16"	.0625	7/8"	1-7/8"	022704	12
5/64"	.0781	1"	2"	022705	12
3/32"	.0938	1-1/4"	2-1/4"	022706	12
7/64"	.1094	1-1/2"	2-5/8"	022707	12
1/8"	.1250	1-5/8"	2-3/4"	022708	12
9/64"	.1406	1-3/4"	2-7/8"	022709	12
5/32"	.1562	2"	3-1/8"	022710	12
11/64"	.1719	2-1/8"	3-1/4"	022711	12
3-Flats on Shank					
3/16"	.1875	2-5/16"	3-1/2"	022712	12
13/64"	.2031	2-7/16"	3-5/8"	022713	12
7/32"	.2188	2-1/2"	3-3/4"	022714	12
15/64"	.2344	2-5/8"	3-7/8"	022715	12
1/4"	.2500	2-3/4"	4"	022716	12
17/64"	.2656	2-7/8"	4-1/8"	022717	12
9/32"	.2812	2-15/16"	4-1/4"	022718	12
19/64"	.2969	3-1/16"	4-3/8"	022719	12
5/16"	.3125	3-3/16"	4-1/2"	022720	6
21/64"	.3281	3-5/16"	4-5/8"	022721	6
11/32"	.3438	3-7/16"	4-3/4"	022722	6
23/64"	.3594	3-1/2"	4-7/8"	022723	6
3/8"	.3750	3-5/8"	5"	022724	6
25/64"*	.3906	3-3/4"	5-1/8"	022725	6
13/32"*	.4062	3-7/8"	5-1/4"	022726	6
27/64"	.4219	3-15/16"	5-3/8"	022727	6
7/16"	.4375	4-1/16"	5-1/2"	022728	6
29/64"	.4531	4-3/16"	5-5/8"	022729	6
15/32"	.4688	4-5/16"	5-3/4"	022730	6
31/64"	.4844	4-3/8"	5-7/8"	022731	6
1/2"	.5000	4-1/2"	6"	022732	6



© tools_at_work

Corresponding Sets				
Style	Description	Pieces	Size Range	Order No.
T1019D	Metal Index	13	1/16"-1/4" by 64 ^{ths}	090113
T1018D	Metal Index	15	1/16"-1/2" by 32 ^{nds}	090115
T10180D	Metal Index	21	1/16"-3/8" by 64 ^{ths}	090121
T1017D	Metal Index	29	1/16"-1/2" by 64 ^{ths}	090190
T1017DC	Round Twist Top Drill Caddy	29	1/16"-1/2" by 64 ^{ths}	090192
T10123D	Metal Index	115	1/16"-1/2" by 64 ^{ths} , #1- #60, A-Z	090196



HEAVY-DUTY JOBBER LENGTH DRILLS

Size	Decimal Equivalent	Flute Length	Overall Length	T102D Packaging: Tube	
				Order No.	Pkg Qty
1**	.2280	2-5/8"	3-7/8"	024701	12
2**	.2210	2-5/8"	3-7/8"	024702	12
3**	.2130	2-1/2"	3-3/4"	024703	12
4**	.2090	2-1/2"	3-3/4"	024704	12
5**	.2055	2-1/2"	3-3/4"	024705	12
6**	.2040	2-1/2"	3-3/4"	024706	12
7**	.2010	2-7/16"	3-5/8"	024707	12
8**	.1990	2-7/16"	3-5/8"	024708	12
9**	.1960	2-7/16"	3-5/8"	024709	12
10**	.1935	2-7/16"	3-5/8"	024710	12
11**	.1910	2-5/16"	3-1/2"	024711	12
12**	.1890	2-5/16"	3-1/2"	024712	12
13	.1850	2-5/16"	3-1/2"	024713	12
14	.1820	2-3/16"	3-3/8"	024714	12
15	.1800	2-3/16"	3-3/8"	024715	12
16	.1770	2-3/16"	3-3/8"	024716	12
17	.1730	2-3/16"	3-3/8"	024717	12
18	.1695	2-1/8"	3-1/4"	024718	12
19	.1660	2-1/8"	3-1/4"	024719	12
20	.1610	2-1/8"	3-1/4"	024720	12
21	.1590	2-1/8"	3-1/4"	024721	12
22	.1570	2"	3-1/8"	024722	12
23	.1540	2"	3-1/8"	024723	12
24	.1520	2"	3-1/8"	024724	12
25	.1495	1-7/8"	3"	024725	12
26	.1470	1-7/8"	3"	024726	12
27	.1440	1-7/8"	3"	024727	12
28	.1405	1-3/4"	2-7/8"	024728	12
29	.1360	1-3/4"	2-7/8"	024729	12
30	.1285	1-5/8"	2-3/4"	024730	12
31	.1200	1-5/8"	2-3/4"	024731	12
32	.1160	1-5/8"	2-3/4"	024732	12
33	.1130	1-1/2"	2-5/8"	024733	12
34	.1110	1-1/2"	2-5/8"	024734	12
35	.1100	1-1/2"	2-5/8"	024735	12
36	.1065	1-7/16"	2-1/2"	024736	12
37	.1040	1-7/16"	2-1/2"	024737	12
38	.1015	1-7/16"	2-1/2"	024738	12
39	.0995	1-3/8"	2-3/8"	024739	12
40	.0980	1-3/8"	2-3/8"	024740	12
41	.0960	1-3/8"	2-3/8"	024741	12
42	.0935	1-1/4"	2-1/4"	024742	12
43	.0890	1-1/4"	2-1/4"	024743	12
44	.0860	1-1/8"	2-1/8"	024744	12
45	.0820	1-1/8"	2-1/8"	024745	12
46	.0810	1-1/8"	2-1/8"	024746	12
47	.0785	1"	2"	024747	12
48	.0760	1"	2"	024748	12
49	.0730	1"	2"	024749	12
50	.0700	1"	2"	024750	12
51	.0670	1"	2"	024751	12
52	.0635	7/8"	1-7/8"	024752	12
53*	.0595	7/8"	1-7/8"	024753	12
54*	.0550	7/8"	1-7/8"	024754	12
55*	.0520	7/8"	1-7/8"	024755	12
56*	.0465	3/4"	1-3/4"	024756	12
57*	.0430	3/4"	1-3/4"	024757	12
58*	.0420	11/16"	1-5/8"	024758	12
59*	.0410	11/16"	1-5/8"	024759	12
60*	.0400	11/16"	1-5/8"	024760	12

*Not split point **3-Flats on shank

Size	Decimal Equivalent	Flute Length	Overall Length	T103D Packaging: Tube	
				Order No.	Pkg Qty
A	.2340	2-5/8"	3-7/8"	026701	12
B	.2380	2-3/4"	4"	026702	12
C	.2420	2-3/4"	4"	026703	12
D	.2460	2-3/4"	4"	026704	12
E	.2500	2-3/4"	4"	026705	12
F	.2570	2-7/8"	4-1/8"	026706	12
G	.2610	2-7/8"	4-1/8"	026707	12
H	.2660	2-7/8"	4-1/8"	026708	12
I	.2720	2-7/8"	4-1/8"	026709	12
J	.2770	2-7/8"	4-1/8"	026710	12
K	.2810	2-15/16"	4-1/4"	026711	12
L	.2900	2-15/16"	4-1/4"	026712	12
M	.2950	3-1/16"	4-3/8"	026713	12
N	.3020	3-1/16"	4-3/8"	026714	12
O	.3160	3-3/16"	4-1/2"	026715	6
P	.3230	3-5/16"	4-5/8"	026716	6
Q	.3320	3-7/16"	4-3/4"	026717	6
R	.3390	3-7/16"	4-3/4"	026718	6
S	.3480	3-1/2"	4-7/8"	026719	6
T	.3580	3-1/2"	4-7/8"	026720	6
U	.3680	3-5/8"	5"	026721	6
V	.3770	3-5/8"	5"	026722	6
W	.3860	3-3/4"	5-1/8"	026723	6
X	.3970	3-3/4"	5-1/8"	026724	6
Y	.4040	3-7/8"	5-1/4"	026725	6
Z	.4130	3-7/8"	5-1/4"	026726	6

Corresponding Sets				
Style	Description	Pieces	Size Range	Order No.
T10125D	Metal Index	26	A-Z	099828
T10123D	Metal Index	115	1/16"-1/2" by 64 ^{ths} , #1- #60, A-Z	090196



© spencer_mcgill

HEAVY-DUTY JOBBER LENGTH DRILLS

140° Split Point reduces walking at the drill point and makes these drills ideal for both hand held and CNC Operations. Usable in a wide range of materials including difficult to machine materials such as stainless steel.

- ▷ *Black & Gold surface treatment for maximum lubricity*
- ▷ *Jobber length for extra reach*
- ▷ *3-flat shank helps reduce slippage in the drill chuck*

400F SERIES

HEAVY-DUTY HIGH SPEED STEEL

140° Split Point / 3-Flats

Fractional / Black & Gold



400F

Size	Flute Length	Overall Length	400F Order No.
1/16"	7/8"	1-7/8"	400F104
5/64"	1"	2"	400F105
3/32"	1-1/4"	2-1/4"	400F106
7/64"	1-1/2"	2-5/8"	400F107
1/8"	1-5/8"	2-3/4"	400F108
9/64"	1-3/4"	2-7/8"	400F109
5/32"	2"	3-1/8"	400F110
11/64"	2-1/8"	3-1/4"	400F111
3/16"	2-5/16"	3-1/2"	400F112
13/64"	2-7/16"	3-5/8"	400F113
7/32"	2-1/2"	3-3/4"	400F114
15/64"	2-5/8"	3-7/8"	400F115
1/4"	2-3/4"	4"	400F116
17/64"	2-7/8"	4-1/8"	400F117
9/32"	2-15/16"	4-1/4"	400F118

Size	Flute Length	Overall Length	400F Order No.
19/64"	3-1/16"	4-3/8"	400F119
5/16"	3-3/16"	4-1/2"	400F120
21/64"	3-5/16"	4-5/8"	400F121
11/32"	3-7/16"	4-3/4"	400F122
23/64"	3-1/2"	4-7/8"	400F123
3/8"	3-5/8"	5"	400F124
25/64"	3-3/4"	5-1/8"	400F125
13/32"	3-7/8"	5-1/4"	400F126
27/64"	3-15/16"	5-3/8"	400F127
7/16"	4-1/16"	5-1/2"	400F128
29/64"	4-3/16"	5-5/8"	400F129
15/32"	4-5/16"	5-3/4"	400F130
31/64"	4-3/8"	5-7/8"	400F131
1/2"	4-1/2"	6"	400F132

Flats start at 3/16" 1/16" thru 19/64" - 12 per pack, 5/16" thru 1/2" - 6 per pack

Corresponding Sets		
No. of Pcs.	Description	Order No.
400F Series Jobber Drill Sets		
21	1/16" - 3/8" by 64 ^{ths}	400F21
29	1/16" - 1/2" by 64 ^{ths}	400F29
29	DRILL PAL 1/16" - 1/2" by 64 ^{ths}	400FW29



400F29

HEAVY-DUTY JOBBER LENGTH DRILLS

TiN (Titanium Nitride) coated drill bits are used for drilling holes in very hard and tough materials. The gold colored coating excels at evacuating chips due to its high lubricity. The TiN coating is also very resistant to wear and abrasion due to it being extremely hard. This significantly extends the life of the tool in many intense drilling operations. This jobber drill also employs the Thunderbit geometry for increased strength and better resistance to breakage.

- ▷ Unique flute design for added strength and improved chip evacuation
- ▷ The TiN (titanium nitride) coating provides a super hard surface with high lubricity
- ▷ Extended tool life in high wear drilling applications



T1HDG SERIES HEAVY-DUTY HIGH SPEED STEEL 135° Split Point TiN Coating



Size	Decimal Equivalent	Flute Length	Overall Length	T1HDG Packaging: Tube	
				Order No.	Pkg Qty
1/16"	.0625	7/8"	1-7/8"	012804	12
5/64"	.0781	1"	2"	012805	12
3/32"	.0938	1-1/4"	2-1/4"	012806	12
7/64"	.1094	1-1/2"	2-5/8"	012807	12
1/8"	.1250	1-5/8"	2-3/4"	012808	12
9/64"	.1406	1-3/4"	2-7/8"	012809	12
5/32"	.1562	2"	3-1/8"	012810	12
11/64"	.1719	2-1/8"	3-1/4"	012811	12
3/16"	.1875	2-5/16"	3-1/2"	012812	12
13/64"	.2031	2-7/16"	3-5/8"	012813	12
7/32"	.2188	2-1/2"	3-3/4"	012814	12
15/64"	.2344	2-5/8"	3-7/8"	012815	12
1/4"	.2500	2-3/4"	4"	012816	12
17/64"	.2656	2-7/8"	4-1/8"	012817	12
9/32"	.2812	2-15/16"	4-1/4"	012818	12
19/64"	.2969	3-1/16"	4-3/8"	012819	12
5/16"	.3125	3-3/16"	4-1/2"	012820	6
21/64"	.3281	3-5/16"	4-5/8"	012821	6
11/32"	.3438	3-7/16"	4-3/4"	012822	6
23/64"	.3594	3-1/2"	4-7/8"	012823	6
3/8"	.3750	3-5/8"	5"	012824	6
25/64"	.3906	3-3/4"	5-1/8"	012825	6
13/32"	.4062	3-7/8"	5-1/4"	012826	6
27/64"	.4219	3-15/16"	5-3/8"	012827	6
7/16"	.4375	4-1/16"	5-1/2"	012828	6
29/64"	.4531	4-3/16"	5-5/8"	012829	6
15/32"	.4688	4-5/16"	5-3/4"	012830	6
31/64"	.4844	4-3/8"	5-7/8"	012831	6
1/2"	.5000	4-1/2"	6"	012832	6



© triumphtwistdrill

Corresponding Sets				
Style	Description	Pieces	Size Range	Order No.
T19HDG	Metal Index	13 Piece	1/16"-1/4" by 64 ^{ths}	093713
T18HDG	Metal Index	15 Piece	1/16"-1/2" by 32 ^{nds}	093716
T180HDG	Metal Index	21 Piece	1/16"-3/8" by 64 ^{ths}	093719
T17HDG	Metal Index	29 Piece	1/16"-1/2" by 64 ^{ths}	093700
T17HDCG	Clip On Index	29 Piece	1/16"-1/2" by 64 ^{ths}	093754



HEAVY-DUTY JOBBER LENGTH DRILLS

The TiN (Titanium Nitride) coating provides a super hard surface with high lubricity and longer tool life, as the heat is deflected away from the drill. These drills can be used in a wide range of materials including steel, stainless steel, titanium, nickel and aluminum. TiN coating is applied to the "working" part of the drill. This allows for all of the benefits that the user receives from a fully TiN coated product, but at a reduced price when compared to a drill that is fully coated.

- ▷ *The TiN (titanium nitride) coating provides a super hard surface with high lubricity*
- ▷ *Extended tool life in high wear application*
- ▷ *135° split point for self centering and reduced walking*

450T SERIES

HEAVY-DUTY HIGH SPEED STEEL

135° Split Point / Straight Shank

Fractional / TiN Tip Coated



450T

Size	Flute Length	Overall Length	450T Order No.
1/16"	7/8"	1-7/8"	450T104
5/64"	1"	2"	450T105
3/32"	1-1/4"	2-1/4"	450T106
7/64"	1-1/2"	2-5/8"	450T107
1/8"	1-5/8"	2-3/4"	450T108
9/64"	1-3/4"	2-7/8"	450T109
5/32"	2"	3-1/8"	450T110
11/64"	2-1/8"	3-1/4"	450T111
3/16"	2-5/16"	3-1/2"	450T112
13/64"	2-7/16"	3-5/8"	450T113
7/32"	2-1/2"	3-3/4"	450T114
15/64"	2-5/8"	3-7/8"	450T115
1/4"	2-3/4"	4"	450T116
17/64"	2-7/8"	4-1/8"	450T117
9/32"	2-15/16"	4-1/4"	450T118

Size	Flute Length	Overall Length	450T Order No.
19/64"	3-1/16"	4-3/8"	450T119
5/16"	3-3/16"	4-1/2"	450T120
21/64"	3-5/16"	4-5/8"	450T121
11/32"	3-7/16"	4-3/4"	450T122
23/64"	3-1/2"	4-7/8"	450T123
3/8"	3-5/8"	5"	450T124
25/64"	3-3/4"	5-1/8"	450T125
13/32"	3-7/8"	5-1/4"	450T126
27/64"	3-15/16"	5-3/8"	450T127
7/16"	4-1/16"	5-1/2"	450T128
29/64"	4-3/16"	5-5/8"	450T129
15/32"	4-5/16"	5-3/4"	450T130
31/64"	4-3/8"	5-7/8"	450T131
1/2"	4-1/2"	6"	450T132

3/64" thru 19/64" & #1 thru #60 - 12 per pack, 5/16" thru 1/2" - 6 per pack

HEAVY-DUTY JOBBER LENGTH DRILLS

450T SERIES

HEAVY-DUTY HIGH SPEED STEEL

135° Split Point / Straight Shank

Number / TiN Tip Coated



450T

Size	Flute Length	Overall Length	450T Order No.
1	2-5/8"	3-7/8"	450T001
2	2-5/8"	3-7/8"	450T002
3	2-1/2"	3-3/4"	450T003
4	2-1/2"	3-3/4"	450T004
5	2-1/2"	3-3/4"	450T005
6	2-1/2"	3-3/4"	450T006
7	2-7/16"	3-5/8"	450T007
8	2-7/16"	3-5/8"	450T008
9	2-7/16"	3-5/8"	450T009
10	2-7/16"	3-5/8"	450T010
11	2-5/16"	3-1/2"	450T011
12	2-5/16"	3-1/2"	450T012
13	2-5/16"	3-1/2"	450T013
14	2-3/16"	3-3/8"	450T014
15	2-3/16"	3-3/8"	450T015
16	2-3/16"	3-3/8"	450T016
17	2-3/16"	3-3/8"	450T017
18	2-1/8"	3-1/4"	450T018
19	2-1/8"	3-1/4"	450T019
20	2-1/8"	3-1/4"	450T020
21	2-1/8"	3-1/4"	450T021
22	2"	3-1/8"	450T022
23	2"	3-1/8"	450T023
24	2"	3-1/8"	450T024
25	1-7/8"	3"	450T025
26	1-7/8"	3"	450T026
27	1-7/8"	3"	450T027
28	1-3/4"	2-7/8"	450T028
29	1-3/4"	2-7/8"	450T029
30	1-5/8"	2-3/4"	450T030

Size	Flute Length	Overall Length	450T Order No.
31	1-5/8"	2-3/4"	450T031
32	1-5/8"	2-3/4"	450T032
33	1-1/2"	2-5/8"	450T033
34	1-1/2"	2-5/8"	450T034
35	1-1/2"	2-5/8"	450T035
36	1-7/16"	2-1/2"	450T036
37	1-7/16"	2-1/2"	450T037
38	1-7/16"	2-1/2"	450T038
39	1-3/8"	2-3/8"	450T039
40	1-3/8"	2-3/8"	450T040
41	1-3/8"	2-3/8"	450T041
42	1-1/4"	2-1/4"	450T042
43	1-1/4"	2-1/4"	450T043
44	1-1/8"	2-1/8"	450T044
45	1-1/8"	2-1/8"	450T045
46	1-1/8"	2-1/8"	450T046
47	1"	2"	450T047
48	1"	2"	450T048
49	1"	2"	450T049
50	1"	2"	450T050
51	1"	2"	450T051
52	7/8"	1-7/8"	450T052
53*	7/8"	1-7/8"	450T053
54*	7/8"	1-7/8"	450T054
55*	7/8"	1-7/8"	450T055
56*	3/4"	1-3/4"	450T056
57*	3/4"	1-3/4"	450T057
58*	11/16"	1-5/8"	450T058
59*	11/16"	1-5/8"	450T059
60*	11/16"	1-5/8"	450T060

*Not split point

#1 thru #60 - 12 per pack

Corresponding Sets		
No. of Pcs.	Description	Order No.
450T Series Jobber Drill Sets		
13	1/16" - 1/4" by 64 ^{ths}	450T13
15	1/16" - 1/2" by 32 ^{nds}	450T15
21	1/16" - 3/8" by 64 ^{ths}	450T21
29	1/16" - 1/2" by 64 ^{ths}	450T29
29	1/16" - 1/2" by 64 ^{ths} DRILL PAL	450TW29
60	#1 - 60	450T60



450T21

HEAVY-DUTY JOBBER LENGTH DRILLS

SST

SST SERIES

HEAVY-DUTY COBALT

118° Split Point / 6-Flats Shank
 Fractional / Bronze Oxide

The proven original SST™ drill bit, made with M35 cobalt blend, is designed with an exclusive quick shank that ensures fast and secure tightening inside any keyed or keyless chucks. Ideal for cordless drills, allowing you to drill more holes per charge. Recommended for drilling on any type of thin gauge metal or sheet metal where a jobber's length bit is required. Ability to drill through multiple layers of metal quickly and easily.

- ▷ Unique shank design with six long flats
- ▷ Self-centering 118° split point geometry
- ▷ Proven SST heat and surface treatment
- ▷ Back tapered body
- ▷ Heavy-duty HSCo body construction
- ▷ Packaged in reusable plastic boxes



Drill Size	Flute Length	Overall Length	Order No.	Std. Pkg.	Std. Ctn.	Available individually Order No.
1/16"	3/16"	13/16"	01-A 004	10	100	01-A 004A
5/64"	15/16"	1 15/16"	01-A 005	10	100	01-A 005A
3/32"	1 3/16"	2 1/4"	01-A 006	10	100	01-A 006A
7/64"	1 5/16"	2 3/8"	01-A 007	10	100	01-A 007A
1/8"	1 7/16"	2 9/16"	01-A 008	10	100	01-A 008A
9/64"	1 9/16"	2 3/4"	01-A 009	10	100	01-A 009A
5/32"	1 11/16"	2 15/16"	01-A 010	10	100	01-A 010A
11/64"	1 7/8"	3 1/8"	01-A 011	10	100	01-A 011A
3/16"	2 1/16"	3 3/8"	01-A 012	10	100	01-A 012A
13/64"	2 1/16"	3 3/8"	01-A 013	10	100	01-A 013A
7/32"	2 1/4"	3 11/16"	01-A 014	10	100	01-A 014A
15/64"	2 1/4"	3 11/16"	01-A 015	10	100	01-A 015A
1/4"	2 1/2"	4"	01-A 016	10	100	01-A 016A
17/64"	2 11/16"	4 5/16"	01-A 017	10	100	01-A 017A
9/32"	2 11/16"	4 5/16"	01-A 018	10	100	01-A 018A
19/64"	2 15/16"	4 5/8"	01-A 019	10	100	01-A 019A
5/16"	2 15/16"	4 5/8"	01-A 020	10	100	01-A 020A
21/64"	2 15/16"	4 5/8"	01-A 021	10	100	01-A 021A
11/32"	3 3/16"	4 15/16"	01-A 022	10	100	01-A 022A
23/64"	3 3/16"	4 15/16"	01-A 023	10	100	01-A 023A
3/8"	3 7/16"	5 1/4"	01-A 024	10	100	01-A 024A
25/64"	3 7/16"	5 1/4"	01-A 025	5	50	01-A 025A
13/32"	3 7/16"	5 1/4"	01-A 026	5	50	01-A 026A
27/64"	3 11/16"	5 9/16"	01-A 027	5	50	01-A 027A
7/16"	3 11/16"	5 9/16"	01-A 028	5	50	01-A 028A
29/64"	3 11/16"	5 9/16"	01-A 029	5	50	01-A 029A
15/32"	4"	5 15/16"	01-A 030	5	50	01-A 030A
31/64"	4"	5 15/16"	01-A 031	5	50	01-A 031A
1/2"	4"	5 15/16"	01-A 032	5	50	01-A 032A

Sizes 11/64" and smaller have a round shank.



**NOW AVAILABLE
IN BLISTER PACKS
SOLD IN BOXES**



Corresponding Sets	
Shock-Resistant, Extra-Thick Polyethylene Drill Bit Carrying Case	
Description	Order No.
1/16" to 1/2" by 64 ^{ths} 29 drill bits	01-E 118
1/16" to 1/2" by 64 ^{ths} 29 Jobbers Length drill bits	01-E 178



Video available at The WALTER Network
www.youtube.com/user/TheWalterNetwork

Tech tip!

For increased cutting efficiency and tool life, use COOLCUT solid stick lubricant.
 Order No.: 53-B 013

HEAVY-DUTY JOBBER LENGTH DRILLS



Heavy duty construction made to NAS Type J aircraft specifications. Used for drilling holes in hard, tough materials such as stainless steel, titanium high temperature and high strength alloys.

- ▷ High red hardness of cobalt permits speeds 30% greater than HSS drills
- ▷ Bronze surface treatment for high lubricity
- ▷ Cobalt drills can cut harder materials than HSS drills
- ▷ Available in bulk packaging

500 SERIES

HEAVY-DUTY COBALT

135° Split Point / Straight Shank
Fractional / Bronze



500

Size	Flute Length	Overall Length	500 Order No.
3/64"	3/4"	1-3/4"	500A103
1/16"	7/8"	1-7/8"	500A104
5/64"	1"	2"	500A105
3/32"	1-1/4"	2-1/4"	500A106
7/64"	1-1/2"	2-5/8"	500A107
1/8"	1-5/8"	2-3/4"	500A108
9/64"	1-3/4"	2-7/8"	500A109
5/32"	2"	3-1/8"	500A110
11/64"	2-1/8"	3-1/4"	500A111
3/16"	2-5/16"	3-1/2"	500A112
13/64"	2-7/16"	3-5/8"	500A113
7/32"	2-1/2"	3-3/4"	500A114
15/64"	2-5/8"	3-7/8"	500A115
1/4"	2-3/4"	4"	500A116
17/64"	2-7/8"	4-1/8"	500A117

Size	Flute Length	Overall Length	500 Order No.
9/32"	2-15/16"	4-1/4"	500A118
19/64"	3-1/16"	4-3/8"	500A119
5/16"	3-3/16"	4-1/2"	500A120
21/64"	3-5/16"	4-5/8"	500A121
11/32"	3-7/16"	4-3/4"	500A122
23/64"	3-1/2"	4-7/8"	500A123
3/8"	3-5/8"	5"	500A124
25/64"	3-3/4"	5-1/8"	500A125
13/32"	3-7/8"	5-1/4"	500A126
27/64"	3-15/16"	5-3/8"	500A127
7/16"	4-1/16"	5-1/2"	500A128
29/64"	4-3/16"	5-5/8"	500A129
15/32"	4-5/16"	5-3/4"	500A130
31/64"	4-3/8"	5-7/8"	500A131
1/2"	4-1/2"	6"	500A132

3/64" thru 19/64" and "A" thru "L" - 12 per pack
5/16" thru 1/2" and "M" thru "Z" - 6 per pack

580 SERIES

HEAVY-DUTY COBALT

135° Split Point / Straight Shank
Number / Bronze



580

Size	Flute Length	Overall Length	580 Order No.
1	2-5/8"	3-7/8"	580A001
2	2-1/2"	3-7/8"	580A002
3	2-1/2"	3-3/4"	580A003
4	2-1/2"	3-3/4"	580A004
5	2-1/2"	3-3/4"	580A005
6	2-1/2"	3-3/4"	580A006
7	2-7/16"	3-5/8"	580A007
8	2-7/16"	3-5/8"	580A008
9	2-7/16"	3-5/8"	580A009
10	2-7/16"	3-5/8"	580A010
11	2-5/16"	3-1/2"	580A011
12	2-5/16"	3-1/2"	580A012
13	2-5/16"	3-1/2"	580A013

Size	Flute Length	Overall Length	580 Order No.
14	2-3/16"	3-3/8"	580A014
15	2-3/16"	3-3/8"	580A015
16	2-3/16"	3-3/8"	580A016
17	2-3/16"	3-3/8"	580A017
18	2-1/8"	3-1/4"	580A018
19	2-1/8"	3-1/4"	580A019
20	2-1/8"	3-1/4"	580A020
21	2-1/8"	3-1/4"	580A021
22	2"	3-1/8"	580A022
23	2"	3-1/8"	580A023
24	2"	3-1/8"	580A024
25	1-7/8"	3"	580A025
26	1-7/8"	3"	580A026

HEAVY-DUTY JOBBER LENGTH DRILLS

580 SERIES

HEAVY-DUTY COBALT

135° Split Point / Straight Shank

Number / Bronze



580

Size	Flute Length	Overall Length	580 Order No.
27	1-7/8"	3"	580A027
28	1-3/4"	2-7/8"	580A028
29	1-3/4"	2-7/8"	580A029
30	1-5/8"	2-3/4"	580A030
31	1-5/8"	2-3/4"	580A031
32	1-5/8"	2-3/4"	580A032
33	1-1/2"	2-5/8"	580A033
34	1-1/2"	2-5/8"	580A034
35	1-1/2"	2-5/8"	580A035
36	1-7/16"	2-1/2"	580A036
37	1-7/16"	2-1/2"	580A037
38	1-7/16"	2-1/2"	580A038
39	1-3/8"	2-3/8"	580A039
40	1-3/8"	2-3/8"	580A040
41	1-3/8"	2-3/8"	580A041
42	1-1/4"	2-1/4"	580A042
43	1-1/4"	2-1/4"	580A043

Size	Flute Length	Overall Length	580 Order No.
44	1-1/8"	2-1/8"	580A044
45	1-1/8"	2-1/8"	580A045
46	1-1/8"	2-1/8"	580A046
47	1"	2"	580A047
48	1"	2"	580A048
49	1"	2"	580A049
50	1"	2"	580A050
51	1"	2"	580A051
52	7/8"	1-7/8"	580A052
53*	7/8"	1-7/8"	580A053
54*	7/8"	1-7/8"	580A054
55*	7/8"	1-7/8"	580A055
56*	3/4"	1-3/4"	580A056
57*	3/4"	1-3/4"	580A057
58*	11/16"	1-5/8"	580A058
59*	11/16"	1-5/8"	580A059
60*	11/16"	1-5/8"	580A060

*Not split point

#1 thru #60 - 12 per pack

540 SERIES

HEAVY-DUTY COBALT

135° Split Point / Straight Shank

Letter / Bronze



540

Size	Flute Length	Overall Length	540 Order No.
A	2-5/8"	3-7/8"	540A501
B	2-3/4"	4"	540A502
C	2-3/4"	4"	540A503
D	2-3/4"	4"	540A504
E	2-3/4"	4"	540A505
F	2-7/8"	4-1/8"	540A506
G	2-7/8"	4-1/8"	540A507
H	2-7/8"	4-1/8"	540A508
I	2-7/8"	4-1/8"	540A509
J	2-7/8"	4-1/8"	540A510
K	2-15/16"	4-1/4"	540A511
L	2-15/16"	4-1/4"	540A512
M	3-1/16"	4-3/8"	540A513

Size	Flute Length	Overall Length	540 Order No.
N	3-1/16"	4-3/8"	540A514
O	3-3/16"	4-1/2"	540A515
P	3-5/16"	4-5/8"	540A516
Q	3-7/16"	4-3/4"	540A517
R	3-7/16"	4-3/4"	540A518
S	3-1/2"	4-7/8"	540A519
T	3-1/2"	4-7/8"	540A520
U	3-5/8"	5"	540A521
V	3-5/8"	5"	540A522
W	3-3/4"	5-1/8"	540A523
X	3-3/4"	5-1/8"	540A524
Y	3-7/8"	5-1/4"	540A525
Z	3-7/8"	5-1/4"	540A526

"A" thru "L" - 12 per pack, "M" thru "Z" - 6 per pack

Sizes	Bulk Quantity
1/16" - 1/8" & #60 - #30	504
9/64" - 13/64" & #29 - #6	252
7/32" - 5/16" & #5 - #1 & A - N	132
21/64" - 1/2" & 0 - Z	72

Corresponding Sets		
No. of Pcs.	Description	Order No.
500/540/580 & 500E/580E Series Cobalt Heavy-Duty Jobber Drill Sets		
13	1/16" - 1/4" by 64 ^{ths}	500A13
15	1/16" - 1/2" by 32 ^{nds}	500A15
21	1/16" - 3/8" by 64 ^{ths}	500A21
21	1/16" - 1/4" by 64 ^{ths} & 9/32" - 1/2" by 32 ^{nds}	500A21V
26	A - Z	500A26
29	1/16" - 1/2" by 64 ^{ths}	500A29
29	DRILL PAL 1/16" - 1/2" by 64 ^{ths}	500AW29
60	#1 - #60	500A60
115	1/16" - 1/2" by 64 ^{ths} , #1 - 60, A - Z	500A0115



500A29

HEAVY-DUTY JOBBER LENGTH DRILLS

500E SERIES

HEAVY-DUTY COBALT

135° Split Point / Straight Shank

Fractional / Bronze



500E

Size	Flute Length	Overall Length	500E Order No.
1/16"	7/8"	1-7/8"	500E104
5/64"	1"	2"	500E105
3/32"	1-1/4"	2-1/4"	500E106
7/64"	1-1/2"	2-5/8"	500E107
1/8"	1-5/8"	2-3/4"	500E108
9/64"	1-3/4"	2-7/8"	500E109
5/32"	2"	3-1/8"	500E110
11/64"	2-1/8"	3-1/4"	500E111
3/16"	2-5/16"	3-1/2"	500E112
13/64"	2-7/16"	3-5/8"	500E113
7/32"	2-1/2"	3-3/4"	500E114
15/64"	2-5/8"	3-7/8"	500E115
1/4"	2-3/4"	4"	500E116
17/64"	2-7/8"	4-1/8"	500E117
9/32"	2-15/16"	4-1/4"	500E118
19/64"	3-1/16"	4-3/8"	500E119
5/16"	3-3/16"	4-1/2"	500E120
21/64"	3-5/16"	4-5/8"	500E121
11/32"	3-7/16"	4-3/4"	500E122
23/64"	3-1/2"	4-7/8"	500E123
3/8"	3-5/8"	5"	500E124
25/64"	3-3/4"	5-1/8"	500E125
13/32"	3-7/8"	5-1/4"	500E126
27/64"	3-15/16"	5-3/8"	500E127
7/16"	4-1/16"	5-1/2"	500E128
29/64"	4-3/16"	5-5/8"	500E129
15/32"	4-5/16"	5-3/4"	500E130
31/64"	4-3/8"	5-7/8"	500E131
1/2"	4-1/2"	6"	500E132

1/16" thru 19/64" - 12 per pack., 5/16" thru 1/2" - 6 per pack.



500E29

Corresponding Sets		
No. of Pcs.	Description	Order No.
500E/580E Series Cobalt Heavy-Duty Jobber Drill Sets		
13	1/16" - 1/4" by 64 ^{ths}	500E13
15	1/16" - 1/2" by 32 ^{nds}	500E15
21	1/16" - 3/8" by 64 ^{ths}	500E21
21	1/16" - 1/4" by 64 ^{ths} & 9/32" - 1/2" by 32 ^{nds}	500E21V
29	1/16" - 1/2" by 64 ^{ths}	500E29
60	#1 - #60	500E60

580E SERIES

HEAVY-DUTY COBALT

135° Split Point / Straight Shank

Number / Bronze



580E

Size	Flute Length	Overall Length	580E Order No.
1	2-5/8"	3-7/8"	580E001
2	2-1/2"	3-7/8"	580E002
3	2-1/2"	3-3/4"	580E003
4	2-1/2"	3-3/4"	580E004
5	2-1/2"	3-3/4"	580E005
6	2-1/2"	3-3/4"	580E006
7	2-7/16"	3-5/8"	580E007
8	2-7/16"	3-5/8"	580E008
9	2-7/16"	3-5/8"	580E009
10	2-7/16"	3-5/8"	580E010
11	2-5/16"	3-1/2"	580E011
12	2-5/16"	3-1/2"	580E012
13	2-5/16"	3-1/2"	580E013
14	2-3/16"	3-3/8"	580E014
15	2-3/16"	3-3/8"	580E015
16	2-3/16"	3-1/4"	580E016
17	2-3/16"	3-1/4"	580E017
18	2-1/8"	3-1/4"	580E018
19	2-1/8"	3-1/4"	580E019
20	2-1/8"	3-1/4"	580E020
21	2-1/8"	3-1/4"	580E021
22	2"	3-1/8"	580E022
23	2"	3-1/8"	580E023
24	2"	3-1/8"	580E024
25	1-7/8"	3"	580E025
26	1-7/8"	3"	580E026
27	1-7/8"	3"	580E027
28	1-3/4"	2-7/8"	580E028
29	1-3/4"	2-7/8"	580E029
30	1-5/8"	2-3/4"	580E030
31	1-5/8"	2-3/4"	580E031
32	1-5/8"	2-3/4"	580E032
33	1-1/2"	2-5/8"	580E033
34	1-1/2"	2-5/8"	580E034
35	1-1/2"	2-5/8"	580E035
36	1-7/16"	2-1/2"	580E036
37	1-7/16"	2-1/2"	580E037
38	1-7/16"	2-1/2"	580E038
39	1-3/8"	2-3/8"	580E039
40	1-3/8"	2-3/8"	580E040
41	1-3/8"	2-3/8"	580E041
42	1-1/4"	2-1/4"	580E042
43	1-1/4"	2-1/4"	580E043
44	1-1/8"	2-1/8"	580E044
45	1-1/8"	2-1/8"	580E045
46	1-1/8"	2-1/8"	580E046
47	1"	2"	580E047
48	1"	2"	580E048
49	1"	2"	580E049
50	1"	2"	580E050
51	1"	2"	580E051
52	7/8"	1-7/8"	580E052
53*	7/8"	1-7/8"	580E053
54*	7/8"	1-7/8"	580E054
55*	7/8"	1-7/8"	580E055
56*	3/4"	1-3/4"	580E056
57*	3/4"	1-3/4"	580E057
58*	11/16"	1-5/8"	580E058
59*	11/16"	1-5/8"	580E059
60*	11/16"	1-5/8"	580E060

* Not Split Point

HEAVY-DUTY JOBBER LENGTH DRILLS

The heavy duty construction with a Thunderbit core and flute design affords efficient portable drilling in medium strength alloy materials. The split point reduces the thrust requirements and minimizes walking. A black and gold surface treatment is applied for superior lubricity.

- ▷ Unique flute design for added strength and improved chip evacuation
- ▷ Bronze oxide for maximum lubricity
- ▷ Cobalt substrate permits speeds and feeds up to 30% faster than HSS drill



T1HDC SERIES HEAVY-DUTY COBALT

135° Split Point / Straight Shank
Fractional / Bronze



Size	Decimal Equivalent	Flute Length	Overall Length	T1HDC Packaging: Tube	
				Order No.	Pkg Qty
1/16"	.0625	7/8"	1-7/8"	013504	12
5/64"	.0781	1"	2"	013505	12
3/32"	.0938	1-1/4"	2-1/4"	013506	12
7/64"	.1094	1-1/2"	2-5/8"	013507	12
1/8"	.1250	1-5/8"	2-3/4"	013508	12
9/64"	.1406	1-3/4"	2-7/8"	013509	12
5/32"	.1562	2"	3-1/8"	013510	12
11/64"	.1719	2-1/8"	3-1/4"	013511	12
3/16"	.1875	2-5/16"	3-1/2"	013512	12
13/64"	.2031	2-7/16"	3-5/8"	013513	12
7/32"	.2188	2-1/2"	3-3/4"	013514	12
15/64"	.2344	2-5/8"	3-7/8"	013515	12
1/4"	.2500	2-3/4"	4"	013516	12
17/64"	.2656	2-7/8"	4-1/8"	013517	12
9/32"	.2812	2-15/16"	4-1/4"	013518	12
19/64"	.2969	3-1/16"	4-3/8"	013519	12
5/16"	.3125	3-3/16"	4-1/2"	013520	6
21/64"	.3281	3-5/16"	4-5/8"	013521	6
11/32"	.3438	3-7/16"	4-3/4"	013522	6
23/64"	.3594	3-1/2"	4-7/8"	013523	6
3/8"	.3750	3-5/8"	5"	013524	6
25/64"	.3906	3-3/4"	5-1/8"	013525	6
13/32"	.4062	3-7/8"	5-1/4"	013526	6
27/64"	.4219	3-15/16"	5-3/8"	013527	6
7/16"	.4375	4-1/16"	5-1/2"	013528	6
29/64"	.4531	4-3/16"	5-5/8"	013529	6
15/32"	.4688	4-5/16"	5-3/4"	013530	6
31/64"	.4844	4-3/8"	5-7/8"	013531	6
1/2"	.5000	4-1/2"	6"	013532	6

#1 thru #60 - 12 per pack



© coldhardart

Corresponding Sets				
Style	Description	Pieces	Size Range	Order No.
T19HDC	Metal Index	13 Piece	1/16"-1/4" by 64 ^{ths}	099813
T18HDC	Metal Index	15 Piece	1/16"-1/2" by 32 ^{nds}	099816
T180HDC	Metal Index	21 Piece	1/16"-3/8" by 64 ^{ths}	099819
T17HDC	Metal Index	29 Piece	1/16"-1/2" by 64 ^{ths}	099821
T17HDCDC	Clip On Index	29 Piece	1/16"-1/2" by 64 ^{ths}	099854



HEAVY-DUTY JOBBER LENGTH DRILLS

Used for drilling holes in hard, tough materials such as stainless steel, titanium, high temperature and high strength alloys.

- ▷ High red hardness of cobalt permits speeds 30% greater than HSS drills
- ▷ Bronze surface treatment for high lubricity
- ▷ Cobalt drills can cut harder materials than HSS drills



T1C - BP1C - T2C - T3C SERIES

HEAVY-DUTY COBALT

135° Split Point / Straight Shank


Fractional, Number, Letter / Bronze



Size	Decimal Equivalent	Flute Length	Overall Length	T1C Packaging: Tube		T1C Packaging: Bulk		BP1C Packaging: Card	
				Order No.	Pkg Qty	Order No.	Pkg Qty	Order No.	Pkg Qty
1/16"	.0625	7/8"	1-7/8"	011504	12	011504.20	288	014204	1
5/64"	.0781	1"	2"	011505	12	011505.20	288	014205	1
3/32"	.0938	1-1/4"	2-1/4"	011506	12	011506.20	288	014206	1
7/64"	.1094	1-1/2"	2-5/8"	011507	12	011507.20	288	014207	1
1/8"	.1250	1-5/8"	2-3/4"	011508	12	011508.20	288	014208	1
9/64"	.1406	1-3/4"	2-7/8"	011509	12	011509.20	288	014209	1
5/32"	.1562	2"	3-1/8"	011510	12	011510.20	288	014210	1
11/64"	.1719	2-1/8"	3-1/4"	011511	12	011511.20	288	014211	1
3/16"	.1875	2-5/16"	3-1/2"	011512	12	011512.20	288	014212	1
13/64"	.2031	2-7/16"	3-5/8"	011513	12	011513.20	288	014213	1
7/32"	.2188	2-1/2"	3-3/4"	011514	12	011514.20	288	014214	1
15/64"	.2344	2-5/8"	3-7/8"	011515	12	011515.20	288	014215	1
1/4"	.2500	2-3/4"	4"	011516	12	011516.20	288	014216	1
17/64"	.2656	2-7/8"	4-1/8"	011517	12	011517.20	144	014217	1
9/32"	.2812	2-15/16"	4-1/4"	011518	12	011518.20	144	014218	1
19/64"	.2969	3-1/16"	4-3/8"	011519	12	011519.20	144	014219	1
5/16"	.3125	3-3/16"	4-1/2"	011520	6	011520.20	144	014220	1
21/64"	.3281	3-5/16"	4-5/8"	011521	6	011521.20	144	014221	1
11/32"	.3438	3-7/16"	4-3/4"	011522	6	011522.20	144	014222	1
23/64"	.3594	3-1/2"	4-7/8"	011523	6	011523.20	144	014223	1
3/8"	.3750	3-5/8"	5"	011524	6	011524.20	144	014224	1
25/64"	.3906	3-3/4"	5-1/8"	011525	6	011525.20	144	014225	1
13/32"	.4062	3-7/8"	5-1/4"	011526	6	011526.20	144	014226	1
27/64"	.4219	3-15/16"	5-3/8"	011527	6	011527.20	144	014227	1
7/16"	.4375	4-1/16"	5-1/2"	011528	6	011528.20	144	014228	1
29/64"	.4531	4-3/16"	5-5/8"	011529	6	011529.20	144	014229	1
15/32"	.4688	4-5/16"	5-3/4"	011530	6	011530.20	144	014230	1
31/64"	.4844	4-3/8"	5-7/8"	011531	6	011531.20	144	014231	1
1/2"	.5000	4-1/2"	6"	011532	6	011532.20	144	014232	1



Corresponding Sets				
Style	Description	Pieces	Size Range	Order No.
T19C	Metal Index	13 Piece	1/16"-1/4" by 64 ^{ths}	099823
T18C	Metal Index	15 Piece	1/16"-1/2" by 32 ^{nds}	099826
T180C	Metal Index	21 Piece	1/16"-3/8" by 64 ^{ths}	099825
T17C	Metal Index	29 Piece	1/16"-1/2" by 64 ^{ths}	099822
T123C	Metal Index	115 Piece	1/16"-1/2" by 64 ^{ths} , #1- #60, A-Z	099831



HEAVY-DUTYJOBBER LENGTH DRILLS

Size	Decimal Equivalent	Flute Length	Overall Length	T2C Packaging: Tube	
				Order No.	Pkg Qty
1	.2280	2-5/8"	3-7/8"	011701	12
2	.2210	2-5/8"	3-7/8"	011702	12
3	.2130	2-1/2"	3-3/4"	011703	12
4	.2090	2-1/2"	3-3/4"	011704	12
5	.2055	2-1/2"	3-3/4"	011705	12
6	.2040	2-1/2"	3-3/4"	011706	12
7	.2010	2-7/16"	3-5/8"	011707	12
8	.1990	2-7/16"	3-5/8"	011708	12
9	.1960	2-7/16"	3-5/8"	011709	12
10	.1935	2-7/16"	3-5/8"	011710	12
11	.1910	2-5/16"	3-1/2"	011711	12
12	.1890	2-5/16"	3-1/2"	011712	12
13	.1850	2-5/16"	3-1/2"	011713	12
14	.1820	2-3/16"	3-3/8"	011714	12
15	.1800	2-3/16"	3-3/8"	011715	12
16	.1770	2-3/16"	3-3/8"	011716	12
17	.1730	2-3/16"	3-3/8"	011717	12
18	.1695	2-1/8"	3-1/4"	011718	12
19	.1660	2-1/8"	3-1/4"	011719	12
20	.1610	2-1/8"	3-1/4"	011720	12
21	.1590	2-1/8"	3-1/4"	011721	12
22	.1570	2"	3-1/8"	011722	12
23	.1540	2"	3-1/8"	011723	12
24	.1520	2"	3-1/8"	011724	12
25	.1495	1-7/8"	3"	011725	12
26	.1470	1-7/8"	3"	011726	12
27	.1440	1-7/8"	3"	011727	12
28	.1405	1-3/4"	2-7/8"	011728	12
29	.1360	1-3/4"	2-7/8"	011729	12
30	.1285	1-5/8"	2-3/4"	011730	12
31	.1200	1-5/8"	2-3/4"	011731	12
32	.1160	1-5/8"	2-3/4"	011732	12
33	.1130	1-1/2"	2-5/8"	011733	12
34	.1110	1-1/2"	2-5/8"	011734	12
35	.1100	1-1/2"	2-5/8"	011735	12
36	.1065	1-7/16"	2-1/2"	011736	12
37	.1040	1-7/16"	2-1/2"	011737	12
38	.1015	1-7/16"	2-1/2"	011738	12
39	.0995	1-3/8"	2-3/8"	011739	12
40	.0980	1-3/8"	2-3/8"	011740	12
41	.0960	1-3/8"	2-3/8"	011741	12
42	.0935	1-1/4"	2-1/4"	011742	12
43	.0890	1-1/4"	2-1/4"	011743	12
44	.0860	1-1/8"	2-1/8"	011744	12
45	.0820	1-1/8"	2-1/8"	011745	12
46	.0810	1-1/8"	2-1/8"	011746	12
47	.0785	1"	2"	011747	12
48	.0760	1"	2"	011748	12
49	.0730	1"	2"	011749	12
50	.0700	1"	2"	011750	12
51	.0670	1"	2"	011751	12
52	.0635	7/8"	1-7/8"	011752	12
53*	.0595	7/8"	1-7/8"	011753	12
54*	.0550	7/8"	1-7/8"	011754	12
55*	.0520	7/8"	1-7/8"	011755	12
56*	.0465	3/4"	1-3/4"	011756	12
57*	.0430	3/4"	1-3/4"	011757	12
58*	.0420	11/16"	1-5/8"	011758	12
59*	.0410	11/16"	1-5/8"	011759	12
60*	.0400	11/16"	1-5/8"	011760	12

Size	Decimal Equivalent	Flute Length	Overall Length	T3C Packaging: Tube	
				Order No.	Pkg Qty
A	.2340	2-5/8"	3-7/8"	011901	12
B	.2380	2-3/4"	4"	011902	12
C	.2420	2-3/4"	4"	011903	12
D	.2460	2-3/4"	4"	011904	12
E	.2500	2-3/4"	4"	011905	12
F	.2570	2-7/8"	4-1/8"	011906	12
G	.2610	2-7/8"	4-1/8"	011907	12
H	.2660	2-7/8"	4-1/8"	011908	12
I	.2720	2-7/8"	4-1/8"	011909	12
J	.2770	2-7/8"	4-1/8"	011910	12
K	.2810	2-15/16"	4-1/4"	011911	12
L	.2900	2-15/16"	4-1/4"	011912	12
M	.2950	3-1/16"	4-3/8"	011913	12
N	.3020	3-1/16"	4-3/8"	011914	12
O	.3160	3-3/16"	4-1/2"	011915	6
P	.3230	3-5/16"	4-5/8"	011916	6
Q	.3320	3-7/16"	4-3/4"	011917	6
R	.3390	3-7/16"	4-3/4"	011918	6
S	.3480	3-1/2"	4-7/8"	011919	6
T	.3580	3-1/2"	4-7/8"	011920	6
U	.3680	3-5/8"	5"	011921	6
V	.3770	3-5/8"	5"	011922	6
W	.3860	3-3/4"	5-1/8"	011923	6
X	.3970	3-3/4"	5-1/8"	011924	6
Y	.4040	3-7/8"	5-1/4"	011925	6
Z	.4130	3-7/8"	5-1/4"	011926	6



© alecsteele

* Not split pointed. See Drillco Tables for references

HEAVY-DUTY JOBBER LENGTH DRILLS

SST+ 01-A SERIES

HEAVY-DUTY COBALT

135° Split Point / Round Shank
Fractional / Bronze Oxide

For high tensile steel

WALTER SST+™ drill bits are made from M35 cobalt blend to drill even more holes faster on any type of material.

- ▷ Self-centering 135° split point geometry
- ▷ Proven SST heat and surface treatment
- ▷ Heavy-duty HSCo body construction
- ▷ High flow flute design
- ▷ Packaged in reusable plastic packaging



Drill Size	Flute Length	Overall Length	Order No.	Std. Pkg.	Std. Ctn.
1/64"	3/16"	13/16"	01-A 501	10	100
1/32"	3/8"	1 3/16"	01-A 502	10	100
3/64"	5/8"	1 1/2"	01-A 503	10	100
1/16"	13/16"	1 11/16"	01-A 504	10	100
5/64"	15/16"	1 15/16"	01-A 505	10	100
3/32"	1 3/16"	2 1/4"	01-A 506	10	100
7/64"	1 5/16"	2 3/8"	01-A 507	10	100
1/8"	1 7/16"	2 9/16"	01-A 508	10	100
9/64"	1 9/16"	2 3/4"	01-A 509	10	100
5/32"	1 11/16"	2 15/16"	01-A 510	10	100
11/64"	1 7/8"	3 1/8"	01-A 511	10	100
3/16"	2 1/16"	3 3/8"	01-A 512	10	100
13/64"	2 1/16"	3 3/8"	01-A 513	10	100
7/32"	2 1/4"	3 11/16"	01-A 514	10	100
15/64"	2 1/4"	3 11/16"	01-A 515	10	100
1/4"	2 1/2"	4"	01-A 516	10	100
17/64"	2 11/16"	4 5/16"	01-A 517	10	100
9/32"	2 11/16"	4 5/16"	01-A 518	10	100
19/64"	2 15/16"	4 5/8"	01-A 519	10	100
5/16"	2 15/16"	4 5/8"	01-A 520	10	100
21/64"	2 15/16"	4 5/8"	01-A 521	10	100
11/32"	3 3/16"	4 15/16"	01-A 522	10	100
23/64"	3 3/16"	4 15/16"	01-A 523	10	100
3/8"	3 7/16"	5 1/4"	01-A 524	10	100
25/64"	3 7/16"	5 1/4"	01-A 525	5	50
13/32"	3 7/16"	5 1/4"	01-A 526	5	50
27/64"	3 11/16"	5 9/16"	01-A 527	5	50
7/16"	3 11/16"	5 9/16"	01-A 528	5	50
29/64"	3 11/16"	5 9/16"	01-A 529	5	50
15/32"	4"	5 15/16"	01-A 530	5	50
31/64"	4"	5 15/16"	01-A 531	5	50
1/2"	4"	5 15/16"	01-A 532	5	50

Sizes 3/64" and smaller have a regular point.



Corresponding Sets	
Shock-Resistant, Extra-Thick Polyethylene Drill Bit Carrying Case	
Description	Order No.
1/16" to 1/2" by 64 ^{ths} 29 drill bits	01-E 618
1/16" to 1/2" by 64 ^{ths} 29 Jobbers Length drill bits	01-E 678



- ▷ Refillable
- ▷ Protects drill bits from water, rust, oil and other contaminants
- ▷ Quick-release belt clip

HEAVY-DUTY JOBBER LENGTH DRILLS

SST+

SST+ 01-D SERIES

HEAVY-DUTY COBALT

135° Split Point / Round Shank

Metric / Bronze Oxide

For high tensile steel

WALTER has a substantial offering of metric and letter size SST+™ twist drill bits so professionals across a wide range of industries can enjoy the same quality and performance our fractional drill bits are known for.

▷ *Packaged in reusable plastic packaging*



Metric Sizes					
Drill Size (mm)	Flute length (mm)	Overall Length (mm)	Order No.	Std. Pkg.	Std. Ctn.
1.00 mm	12 mm	34 mm	01-D 510	10	100
1.50 mm	20 mm	43 mm	01-D 515	10	100
2.00 mm	24 mm	49 mm	01-D 520	10	100
2.50 mm	30 mm	57 mm	01-D 525	10	100
3.00 mm	33 mm	61 mm	01-D 530	10	100
3.30 mm	36 mm	65 mm	01-D 533	10	100
3.50 mm	39 mm	70 mm	01-D 535	10	100
4.00 mm	43 mm	75 mm	01-D 540	10	100
4.20 mm	43 mm	75 mm	01-D 542	10	100
4.50 mm	47 mm	80 mm	01-D 545	10	100
5.00 mm	52 mm	86 mm	01-D 550	10	100
5.50 mm	57 mm	93 mm	01-D 555	10	100
6.00 mm	57 mm	93 mm	01-D 560	10	100
6.50 mm	63 mm	101 mm	01-D 565	10	100
6.70 mm	63 mm	101 mm	01-D 567	10	100
7.00 mm	69 mm	109 mm	01-D 570	10	100
7.50 mm	69 mm	109 mm	01-D 575	10	100
8.00 mm	75 mm	117 mm	01-D 580	10	100
8.50 mm	75 mm	117 mm	01-D 585	10	100
9.00 mm	81 mm	125 mm	01-D 590	10	100
9.50 mm	81 mm	125 mm	01-D 595	10	100
10.00 mm	87 mm	133 mm	01-D 600	5	50
10.20 mm	87 mm	133 mm	01-D 602	5	50
10.50 mm	87 mm	133 mm	01-D 605	5	50
11.00 mm	94 mm	142 mm	01-D 610	5	50
11.50 mm	94 mm	142 mm	01-D 615	5	50
12.00 mm	101 mm	151 mm	01-D 620	5	50
12.50 mm	101 mm	151 mm	01-D 625	5	50
13.00 mm	101 mm	151 mm	01-D 630	5	50

Letter Sizes					
Drill Size	Flute Length	Overall Length	Order No.	Std. Pkg.	Std. Ctn.
F	2 1/2"	4"	01-C 506	10	100
I	2 3/4"	4 1/4"	01-C 509	10	100
Q	3"	4 5/8"	01-C 517	10	100
U	3 3/16"	4 15/16"	01-C 521	10	100

HEAVY-DUTY JOBBER LENGTH DRILLS

SST+ 01-B SERIES

HEAVY-DUTY COBALT

135° Split Point / Round Shank
Number / Bronze Oxide

For high tensile steel

Our SST+ twist drill bits are also available in wire gauge sizes commonly used by electricians and electrical contractors.



Number Sizes					
Drill Size	Flute Length	Overall Length	Order No.	Std. Pkg.	Std. Ctn.
1	2 1/4"	3 11/16"	01-B 501	10	100
2	2 1/4"	3 11/16"	01-B 502	10	100
3	2 1/4"	3 11/16"	01-B 503	10	100
4	2 1/16"	3 3/8"	01-B 504	10	100
5	2 1/16"	3 3/8"	01-B 505	10	100
6	2 1/16"	3 3/8"	01-B 506	10	100
7	2 1/16"	3 3/8"	01-B 507	10	100
8	2 1/16"	3 3/8"	01-B 508	10	100
9	2 1/16"	3 3/8"	01-B 509	10	100
10	2 1/16"	3 3/8"	01-B 510	10	100
11	2 1/16"	3 3/8"	01-B 511	10	100
12	2 1/16"	3 3/8"	01-B 512	10	100
13	1 7/8"	3 1/8"	01-B 513	10	100
14	1 7/8"	3 1/8"	01-B 514	10	100
15	1 7/8"	3 1/8"	01-B 515	10	100
16	1 7/8"	3 1/8"	01-B 516	10	100
17	1 7/8"	3 1/8"	01-B 517	10	100
18	1 7/8"	3 1/8"	01-B 518	10	100
19	1 11/16"	2 15/16"	01-B 519	10	100
20	1 11/16"	2 15/16"	01-B 520	10	100
21	1 11/16"	2 15/16"	01-B 521	10	100
22	1 11/16"	2 15/16"	01-B 522	10	100
23	1 11/16"	2 15/16"	01-B 523	10	100
24	1 11/16"	2 15/16"	01-B 524	10	100
25	1 11/16"	2 15/16"	01-B 525	10	100
26	1 9/16"	2 3/4"	01-B 526	10	100
27	1 9/16"	2 3/4"	01-B 527	10	100
28	1 9/16"	2 3/4"	01-B 528	10	100
29	1 9/16"	2 3/4"	01-B 529	10	100
30	1 7/16"	2 9/16"	01-B 530	10	100
31	1 5/16"	2 3/8"	01-B 531	10	100
32	1 5/16"	2 3/8"	01-B 532	10	100
33	1 5/16"	2 3/8"	01-B 533	10	100
34	1 5/16"	2 3/8"	01-B 534	10	100
35	1 5/16"	2 3/8"	01-B 535	10	100
36	1 5/16"	2 3/8"	01-B 536	10	100
37	1 3/16"	2 1/4"	01-B 537	10	100
38	1 3/16"	2 1/4"	01-B 538	10	100
39	1 3/16"	2 1/4"	01-B 539	10	100
40	1 3/16"	2 1/4"	01-B 540	10	100
41	1 3/16"	2 1/4"	01-B 541	10	100
42	1 3/16"	2 1/4"	01-B 542	10	100
43	1 1/16"	2 1/16"	01-B 543	10	100
44	1 1/16"	1 15/16"	01-B 544	10	100
45	15/16"	1 15/16"	01-B 545	10	100
46	15/16"	1 15/16"	01-B 546	10	100
47	15/16"	1 15/16"	01-B 547	10	100
48	7/8"	1 13/16"	01-B 548	10	100
49	7/8"	1 13/16"	01-B 549	10	100
50	7/8"	1 13/16"	01-B 550	10	100
51	13/16"	1 11/16"	01-B 551	10	100
52	13/16"	1 11/16"	01-B 552	10	100
53	11/16"	1 9/16"	01-B 553	10	100
54	11/16"	1 9/16"	01-B 554	10	100
55	5/8"	1 1/2"	01-B 555	10	100
56	5/8"	1 1/2"	01-B 556	10	100
57	9/16"	1 7/16"	01-B 557	10	100
58	1/2"	1 5/16"	01-B 558	10	100
59	1/2"	1 5/16"	01-B 559	10	100
60	1/2"	1 5/16"	01-B 560	10	100

Sizes #53 to #60 are not split point.

HEAVY-DUTY 3/8" REDUCED SHANK DRILLS

Has all of the features of the Nitro® jobber drill, but with a 3/8" reduced shank for use in 3/8" drill chucks.

NITRO

1035N SERIES

HEAVY-DUTY HIGH SPEED STEEL

135° Split Point / 3/8" Reduced Shank

Jobber Length

Fractional / Black & Gold



1035N

Size	Flute Length	Overall Length	1035N Order No.
25/64"	3"	6"	1035N125
13/32"	3"	6"	1035N126
27/64"	3"	6"	1035N127
7/16"	3"	6"	1035N128
29/64"	3"	6"	1035N129
15/32"	3"	6"	1035N130
31/64"	3"	6"	1035N131

Size	Flute Length	Overall Length	1035N Order No.
1/2"	3"	6"	1035N132
17/32"	3"	6"	1035N134
9/16"	3"	6"	1035N136
5/8"	3"	6"	1035N140
11/16"	3"	6"	1035N144
3/4"	3"	6"	1035N148

25/64" - 1/2" - 6 per pack, 17/32" - 3/4" - 1 per pack

Corresponding Sets		
No. of Pcs.	Description	Order No.
1035N Series Reduced Shank Drill Sets		
15	1/16" - 1/2" by 32 ^{nds}	1035N15
29	1/16" - 1/2" by 64 ^{ths}	1035N29



1035N15

HEAVY-DUTY 3/8" REDUCED SHANK DRILLS



T8HD - BP8HD SERIES

HEAVY-DUTY HIGH SPEED STEEL

135° Split Point / 3/8" Reduced Shank

Jobber Length

Black & Gold Oxide



Size	Decimal Equivalent	Flute Length	Overall Length	T8HD Packaging: Tube		BP8HD Packaging: Bulk	
				Order No.	Pkg Qty	Order No.	Pkg Qty
25/64"	.3906	3-3/4"	5-1/8"	092125	6	095125	1
13/32"	.4062	3-7/8"	5-1/4"	092126	6	095126	1
27/64"	.4219	3-15/16"	5-3/8"	092127	6	095127	1
7/16"	.4375	4-1/16"	5-1/2"	092128	6	095128	1
29/64"	.4531	4-3/16"	5-5/8"	092129	6	095129	1
15/32"	.4688	4-5/16"	5-3/4"	092130	6	095130	1
31/64"	.4844	4-3/8"	5-7/8"	092131	6	095131	1
1/2"	.5000	4-1/2"	6"	092132	6	095132	1



Corresponding Sets				
Style	Description	Pieces	Size Range	Order No.
T815HD	Metal Index	15 Piece	1/16"-1/2" by 32 ^{nds}	099104
T829HD	Metal Index	29 Piece	1/16"-1/2" by 64 ^{ths}	099101

HEAVY-DUTY JOBBER LENGTH DRILL BIT SETS

Packaged in sturdy metal index containers or shock resistant, extra-thick polyethylene carrying case. Drill bit sizes are clearly marked on inside panels for easy identification and selection. The sets in metal boxes are ideal for use in a shop environment where they can be easily stored in a drawer or tool box. Sets in orange polyethylene carrying cases are an excellent option for contractors or off-site operations. They have a belt clip for ease of use and a threaded top that helps prevent the drill bits from going everywhere if the set is dropped.

Photo	No. of Pieces	Type	Sizes	Order No.	Std. Pkg.	Std. Ctn.
A	15	SST+ 135° Jobbers length round shank, fractional	1/16" to 1/2" by 32 ^{nds}	01-E 606	1	10
B	21	SST+ 135° Jobbers length round shank, fractional	1/16" to 3/8" by 64 ^{ths}	01-E 621	1	10
C	29	SST 118° Jobbers length quick shank, fractional/polymer case	1/16" to 1/2" by 64 ^{ths}	01-E 178	1	10
C	29	SST+ 135° Jobbers length round shank, fractional/polymer case	1/16" to 1/2" by 64 ^{ths}	01-E 678	1	10
C	29	SST+ 135° 3/8" reduced shank, fractional/polymer case	1/16" to 1/2" by 64 ^{ths}	01-E 818	1	10
D	29	SST+ 135° Stub length quick shank, fractional/polymer case	1/16" to 1/2" by 64 ^{ths}	01-E 239	1	10
E	29	SST 118° Jobbers length quick shank, fractional/round case	1/16" to 1/2" by 64 ^{ths}	01-E 118	1	10
E	29	SST+ 135° Jobbers length round shank, fractional/round case	1/16" to 1/2" by 64 ^{ths}	01-E 618	1	10
F	60	SST+ 135° Jobbers length round shank, wire gauge	No. 1 to 60	01-E 619	1	10
G	8	SST+ 135° Prentice three flats, fractional	9/16" to 1" by 16 ^{ths}	01-E 708	1	10
H	25	SST+ 135° Jobbers length round shank, metric	1 to 13 mm by 0.5 mm	01-E 625	1	10



A
 1/16" to 1/2" by 32^{nds}
 15 drill bits



B
 1/16" to 3/8" by 64^{ths}
 21 drill bits



C
 1/16" to 1/2" by 64^{ths}
 29 Jobbers Length drill bits



D
 1/16" to 1/2" by 64^{ths}
 29 Stub Length drill bits



E
 1/16" to 1/2" by 64^{ths}
 29 drill bits



F
 No. 1 to 60
 60 wire gauge drill bits



G
 9/16" to 1" by 16^{ths}
 8 Prentice drill bits



H
 1 to 13 mm by 0.5 mm
 25 Metric drill bits

HEAVY-DUTY JOBBER LENGTH DRILLS SETS



400N29



450TW29



100SE15

No. of Pieces	Brand	Material	Coating/Finish	Point Angle	Description	Order No.
400N/440N/480N Series Nitro^{MC} Heavy-Duty Jobber Drill Sets						
13	Nitro [®]	High Speed Steel	Black & Gold	135°	1/16" - 1/4" by 64 ^{ths}	400N13
15	Nitro [®]	High Speed Steel	Black & Gold	135°	1/16" - 1/2" by 32 ^{nds}	400N15
19	Nitro [®]	High Speed Steel	Black & Gold	135°	Maintenance Set - 1/16, 5/64, 3/32, 1/8, #29, #25, 5/32, #21, 3/16, #7, 7/32, 1/4, F, 5/16, U, 3/8, 27/64, 7/16, 1/2	400N19
21	Nitro [®]	High Speed Steel	Black & Gold	135°	1/16" - 3/8" by 64 ^{ths}	400N21
21	Nitro [®]	High Speed Steel	Black & Gold	135°	1/16" - 1/4" by 64 ^{ths} & 9/32" - 1/2" by 32 ^{nds}	400N21V
26	Nitro [®]	High Speed Steel	Black & Gold	135°	A - Z	400N26
29	Nitro [®]	High Speed Steel	Black & Gold	135°	1/16" - 1/2" by 64 ^{ths}	400N29
29	Nitro [®]	High Speed Steel	Black & Gold	135°	DRILL PAL 1/16" - 1/2" by 64 ^{ths}	400NW29
60	Nitro [®]	High Speed Steel	Black & Gold	135°	#1 - #60	400N60
115	Nitro [®]	High Speed Steel	Black & Gold	135°	1/16" - 1/2" by 64 ^{ths} , #1 - 60, A - Z	400N0115
450T Series Jobber Drill Sets						
13		High Speed Steel	TiN Tipped	135°	1/16" - 1/4" by 64 ^{ths}	450T13
15		High Speed Steel	TiN Tipped	135°	1/16" - 1/2" by 32 ^{nds}	450T15
21		High Speed Steel	TiN Tipped	135°	1/16" - 3/8" by 64 ^{ths}	450T21
29		High Speed Steel	TiN Tipped	135°	1/16" - 1/2" by 64 ^{ths}	450T29
29		High Speed Steel	TiN Tipped	135°	DRILL PAL 1/16" - 1/2" by 64 ^{ths}	450TW29
60		High Speed Steel	TiN Tipped	135°	#1 - 60	450T60
100SE Series Jobber Drill Sets						
13		High Speed Steel	Black Oxide	118°	1/16" - 1/4" by 64 ^{ths}	100SE13
15		High Speed Steel	Black Oxide	118°	1/16" - 1/2" by 32 ^{nds}	100SE15
21		High Speed Steel	Black Oxide	118°	1/16" - 3/8" by 64 ^{ths}	100SE21
21		High Speed Steel	Black Oxide	118°	1/16" - 1/4" by 64 ^{ths} & 9/32" - 1/2" by 32 ^{nds}	100SE21V
29		High Speed Steel	Black Oxide	118°	DRILL PAL 1/16" - 1/2" by 64 ^{ths}	100SEW29
29		High Speed Steel	Black Oxide	118°	1/16" - 1/2" by 64 ^{ths}	100SE29

HEAVY-DUTY JOBBER LENGTH DRILLS SETS



200B29

No. of Pieces	Made in	Material	Coating/Finish	Point Angle	Description	Order No.
200/240/280 Series Jobber Drill Sets						
13	USA	High Speed Steel	Black Oxide	118°	1/16" - 1/4" by 64 ^{ths}	200A13
15	USA	High Speed Steel	Black Oxide	118°	1/16" - 1/2" by 32 ^{nds}	200A15
19	USA	High Speed Steel	Black Oxide	118°	Maintenance Set - 1/16, 5/64, 3/32, 1/8, #29, #25, 5/32, #21, 3/16, #7, 7/32, 1/4, F, 5/16, U, 3/8, 27/64, 7/16, 1/2	200A19
20	USA	High Speed Steel	Black Oxide	118°	#61 - #80	200A20
21	USA	High Speed Steel	Black Oxide	118°	1/16" - 3/8" by 64 ^{ths}	200A21
21	USA	High Speed Steel	Black Oxide	118°	1/16" - 1/4" by 64 ^{ths} & 9/32" - 1/2" by 32 ^{nds}	200A21V
26	USA	High Speed Steel	Black Oxide	118°	A - Z	200A26
29	USA	High Speed Steel	Black Oxide	118°	1/16" - 1/2" by 64 ^{ths}	200A29
29	USA	High Speed Steel	Black Oxide	118°	DRILL PAL 1/16" - 1/2" by 64 ^{ths}	200AW29
60	USA	High Speed Steel	Black Oxide	118°	#1 - #60	200A60
115	USA	High Speed Steel	Black Oxide	118°	1/16" - 1/2" by 64 ^{ths} , #1 - 60, A - Z	200A0115
200B/240B/280B Series Jobber Drill Sets						
13	USA	High Speed Steel	Bright	118°	1/16" - 1/4" by 64 ^{ths}	200B13
15	USA	High Speed Steel	Bright	118°	1/16" - 1/2" by 32 ^{nds}	200B15
19	USA	High Speed Steel	Bright	118°	Maintenance Set - 1/16, 5/64, 3/32, 1/8, #29, #25, 5/32, #21, 3/16, #7, 7/32, 1/4, F, 5/16, U, 3/8, 27/64, 7/16, 1/2	200B19
21	USA	High Speed Steel	Bright	118°	1/16" - 3/8" by 64 ^{ths}	200B21
21	USA	High Speed Steel	Bright	118°	1/16" - 1/4" by 64 ^{ths} & 9/32" - 1/2" by 32 ^{nds}	200B21V
26	USA	High Speed Steel	Bright	118°	A - Z	200B26
29	USA	High Speed Steel	Bright	118°	1/16" - 1/2" by 64 ^{ths}	200B29
60	USA	High Speed Steel	Bright	118°	#1 - #60	200B60
115	USA	High Speed Steel	Bright	118°	1/16" - 1/2" by 64 ^{ths} , #1 - 60, A - Z	200B0115

HEAVY-DUTY JOBBER LENGTH DRILLS SETS



400HD21

No. of Pieces	Made in	Material	Coating/Finish	Point Angle	Description	Order No.
400/440/480 & 400E Series Heavy-Duty Jobber Drill Sets						
13	USA	High Speed Steel	Black Oxide	135°	1/16" - 1/4" by 64 ^{ths}	400HD13
15	USA	High Speed Steel	Black Oxide	135°	1/16" - 1/2" by 32 ^{nds}	400HD15
19	USA	High Speed Steel	Black Oxide	135°	Maintenance Set - 1/16, 5/64, 3/32, 1/8, #29, #25, 5/32, #21, 3/16, #7, 7/32, 1/4, F, 5/16, U, 3/8, 27/64, 7/16, 1/2	400A19
21	USA	High Speed Steel	Black Oxide	135°	1/16" - 3/8" by 64 ^{ths}	400HD21
21	USA	High Speed Steel	Black Oxide	135°	1/16" - 1/4" by 64 ^{ths} & 9/32" - 1/2" by 32 ^{nds}	400HD21V
26	USA	High Speed Steel	Black Oxide	135°	A - Z	400HD26
29	USA	High Speed Steel	Black Oxide	135°	1/16" - 1/2" by 64 ^{ths}	400HD29
29	USA	High Speed Steel	Black Oxide	135°	DRILL PAL 1/16" - 1/2" by 64 ^{ths}	400AW29
60	USA	High Speed Steel	Black Oxide	135°	#1 - #60	400HD60
115	USA	High Speed Steel	Black Oxide	135°	1/16" - 1/2" by 64 ^{ths} , #1 - 60, A - Z	400HD0115
13		High Speed Steel	Black & Gold	135°	1/16" - 1/4" by 64 ^{ths}	400HDE13
15		High Speed Steel	Black & Gold	135°	1/16" - 1/2" by 32 ^{nds}	400HDE15
21		High Speed Steel	Black & Gold	135°	1/16" - 3/8" by 64 ^{ths}	400HDE21
21		High Speed Steel	Black & Gold	135°	1/16" - 1/4" by 64 ^{ths} & 9/32" - 1/2" by 32 ^{nds}	400HDE21V
29		High Speed Steel	Black & Gold	135°	1/16" - 1/2" by 64 ^{ths}	400HDE29
29		High Speed Steel	Black & Gold	135°	DRILL PAL 1/16" - 1/2" by 64 ^{ths}	400EW29

HEAVY-DUTY JOBBER LENGTH DRILLS SETS



500AW29



500

No. of Pieces	Made in	Material	Coating/Finish	Point Angle	Description	Order No.
500/540/580 & 500E/580E Series Cobalt Heavy-Duty Jobber Drill Sets						
13	USA	Cobalt	Bronze	135°	1/16" - 1/4" by 64 ^{ths}	500A13
15	USA	Cobalt	Bronze	135°	1/16" - 1/2" by 32 ^{nds}	500A15
21	USA	Cobalt	Bronze	135°	1/16" - 3/8" by 64 ^{ths}	500A21
21	USA	Cobalt	Bronze	135°	1/16" - 1/4" by 64 ^{ths} & 9/32" - 1/2" by 32 ^{nds}	500A21V
26	USA	Cobalt	Bronze	135°	A - Z	500A26
29	USA	Cobalt	Bronze	135°	1/16" - 1/2" by 64 ^{ths}	500A29
29	USA	Cobalt	Bronze	135°	DRILL PAL 1/16" - 1/2" by 64 ^{ths}	500AW29
60	USA	Cobalt	Bronze	135°	#1 - #60	500A60
115	USA	Cobalt	Bronze	135°	1/16" - 1/2" by 64 ^{ths} , #1 - 60, A - Z	500A0115
13		Cobalt	Bronze	135°	1/16" - 1/4" by 64 ^{ths}	500E13
15		Cobalt	Bronze	135°	1/16" - 1/2" by 32 ^{nds}	500E15
21		Cobalt	Bronze	135°	1/16" - 3/8" by 64 ^{ths}	500E21
21		Cobalt	Bronze	135°	1/16" - 1/4" by 64 ^{ths} & 9/32" - 1/2" by 32 ^{nds}	500E21V
29		Cobalt	Bronze	135°	1/16" - 1/2" by 64 ^{ths}	500E29
60		Cobalt	Bronze	135°	#1 - #60	500E60



800A13



200LH29

No. of Pieces	Made in	Material	Coating/Finish	Point Angle	Description	Order No.
800 Series Metric Jobber Drill Sets						
13		High Speed Steel	Black & Gold	135°	1mm - 7mm by 0.5mm	800A13
19		High Speed Steel	Black & Gold	135°	1mm - 10mm by 0.5mm	800A19
25		High Speed Steel	Black & Gold	135°	1mm - 13mm by 0.5mm	800A25
200LH Series Left Hand Jobber Drill Sets						
13	USA	High Speed Steel	Bright	118°	1/16" - 1/4" by 64 ^{ths}	200LH13
15	USA	High Speed Steel	Bright	118°	1/16" - 1/2" by 32 ^{nds}	200LH15
21	USA	High Speed Steel	Bright	118°	1/16" - 3/8" by 64 ^{ths}	200LH21
21	USA	High Speed Steel	Bright	118°	1/16" - 1/4" by 64 ^{ths} & 9/32" - 1/2" by 32 ^{nds}	200LH21V
29	USA	High Speed Steel	Bright	118°	1/16" - 1/2" by 64 ^{ths}	200LH29

HEAVY-DUTY JOBBER LENGTH DRILLS SETS

Jobber, Fractional (Metal Index)		
13 Piece, 1/16" – 1/4" by 64 ^{ths}		Order No.
T19	General Purpose, Bright Finish	090519
T19B	General Purpose, Black Oxide	099814
T19D	Heavy-Duty, Black Oxide	099815
T19C	Cobalt, Bronze Oxide	099823
T19HDC	ThunderBit [®] , Cobalt	099813
T19HDG	ThunderBit [®] , TiN Coated	093713
T19HD	ThunderBit [®] , Black & Bronze Oxide	099858
T19HD+	ThunderBit+ [®] , Black & Bronze Oxide	099501



Jobber, Fractional (Metal Index)		
15 Piece, 1/16" – 1/2" by 32 ^{nds}		Order No.
T18	General Purpose, Bright Finish	090518
T18B	General Purpose, Black Oxide	099808
T18D	Heavy-Duty, Black Oxide	099809
T18C	Cobalt, Bronze Oxide	099826
T18HDC	ThunderBit [®] , Cobalt	099816
T18HDG	ThunderBit [®] , TiN Coated	093716
T18HD	ThunderBit [®] , Black & Bronze Oxide	099857
T18HD+	ThunderBit+ [®] , Black & Bronze Oxide	099502



Jobber, Fractional (Metal Index)		
21 Piece, 1/16" – 3/8" by 64 ^{ths}		Order No.
T180	General Purpose, Bright Finish	090580
T180B	General Purpose, Black Oxide	099835
T180D	Heavy-Duty, Black Oxide	099836
T180C	Cobalt, Bronze Oxide	099825
T180HDC	ThunderBit [®] , Cobalt	099819
T180HDG	ThunderBit [®] , TiN Coated	093719
T180HD	ThunderBit [®] , Black & Bronze Oxide	099861
T180HD+	ThunderBit+ [®] , Black & Bronze Oxide	099503



Jobber, Fractional (Metal Index)		
29 Piece, 1/16" – 1/2" by 64 ^{ths}		Order No.
T17	General Purpose, Bright Finish	090517
T17L	General Purpose, L.H., Bright Finish	011199
T17B	Heavy-Duty, Black Oxide	099802
T17D	Heavy-Duty, Black Oxide	099803
T17C	Cobalt, Bronze Oxide	099822
T17HDC	ThunderBit [®] , Cobalt	099821
T17HDG	ThunderBit [®] , TiN Coated	093700
T17HD	ThunderBit [®] , Black & Bronze Oxide	099856
T17HD+	ThunderBit+ [®] , Black & Bronze Oxide	099505
T17HDCDC	CLIP-ON INDEX - ThunderBit [®] , Cobalt	099854
T17HDG	CLIP-ON INDEX - ThunderBit [®] , TiN Coated	093754
T17HDDC	CLIP-ON INDEX - ThunderBit [®] , Black & Bronze Oxide	099855
T17HDDC+	CLIP-ON INDEX - ThunderBit+ [®] , Black & Bronze Oxide	099504



HEAVY-DUTY JOBBER LENGTH DRILLS SETS

Jobber, Wire (Metal Index)		
T22	60 Piece, HSS, General Purpose, Bright Finish, #1- #60	090522
T22B	60 Piece, HSS, General Purpose, Black Oxide, #1- #60	099820
T22HD	60 Piece, ThunderBit®, Black & Bronze Oxide, #1- #60	099859
T22HD+	60 Piece, ThunderBit+®, Black & Bronze Oxide, #1- #60	099506
T23	20 Piece, HSS, General Purpose, Bright Finish, #61- #80	090523



Jobber, Letter (Metal Index)		Order No.
26 Piece, A-Z		
T25B	General Purpose, Black Oxide	099827
T25HD	ThunderBit®, Black & Bronze Oxide	099860
T25HD	ThunderBit®, Black & Bronze Oxide	099507

Jobber (Metal Index)		Order No.
Metric		
MM19HD, 1mm-10mm x .5	ThunderBit®, Black & Bronze Oxide	099866
MM25HD, 1mm-13mm x .5	ThunderBit®, Black & Bronze Oxide	099867

Jobber, Combination Sizes (Metal Index)		Order No.
115 Piece, 1/16 - 1/2 by 64^{ths}, #1- #60, A-Z		
T123	General Purpose, Bright Finish	090560
T123B	General Purpose, Black Oxide	099832
T123D	Heavy-Duty, Black Oxide	090561
T123C	Cobalt, Bronze Oxide	099831
T123HD	ThunderBit®, Black & Bronze Oxide	099862
T123HD+	ThunderBit+®, Black & Bronze Oxide	099508



Jobber, Miscellaneous		Order No.
Select-A-Drill Case		
SAD13	13 Piece, General Purpose, Bright Finish, 1/16 - 1/4 by 64 ^{ths}	090490
SAD13HD	13 Piece, ThunderBit®, Black & Bronze Oxide, 1/16 - 1/4 by 64 ^{ths}	090495
SAD21	21 Piece, General Purpose, Bright Finish, 1/16 - 3/8 by 64 ^{ths}	090491
SAD21HD	21 Piece, ThunderBit®, Black & Bronze Oxide, 1/16 - 3/8" by 64 ^{ths}	090496
Metal Index		
T14P	14 Piece, General Purpose, Bright Finish, 1/16, 5/64, 3/32, 7/64, 1/8, 9/64, 5/32, 3/16, 7/32, 1/4, 5/16, 3/8, 7/16, 1/2. Sizes over 1/4" have 1/4" reduced shank.	090614



Jobber Length, MRO Plus®		Order No.
T1019D	13 Piece – Fractional, 1/16 - 1/4 by 64 ^{ths}	090113
T1018D	15 Piece – Fractional, 1/16 - 1/2 by 32 ^{nds}	090115
T10180D	21 Piece – Fractional, 1/16 - 3/8 by 64 ^{ths}	090121
T10125D	26 Piece – Letter, A-Z	099828
T1017D	29 Piece – Fractional, 1/16 - 1/2 by 64 ^{ths}	090190
T1017DC	CLIP-ON INDEX - 29 Piece – Fractional, 1/16 - 1/2 by 64 ^{ths}	090192
T10123D	115 Piece, Fractional, Wire, Letter, 1/16 - 1/2" by 64 ^{ths} , #1-# 60; A-Z	090196

MECHANIC'S LENGTH DRILLS



Nitro® drills offer superior performance over conventional HSS drills. 135° Split Point reduces walking at the drill point and makes these drills ideal for both hand held and CNC Operations.



- ▷ Their heavy-duty construction increases tool life and performance
- ▷ Black & Gold surface treatment for maximum lubricity
- ▷ Usable in a wide range of materials including difficult to machine materials such as stainless steel
- ▷ Mechanic's length drill lengths are in-between jobber length and screw machine (stub) length
- ▷ 3-flat shank helps to reduce slippage in the drill chuck
- ▷ Available in bulk packaging

350N SERIES

HIGH SPEED STEEL

135° Split Point / 3-Flats

Fractional / Black & Gold



350N

NEW

Size	Flute Length	Overall Length	350N Order No.	Blister Pack Order No.
1/16"	7/8"	1-7/8"	350N104	350N104BP
5/64"	1"	2"	350N105	350N105BP
3/32"	1-1/4"	2-1/4"	350N106	350N106BP
7/64"	1-5/16"	2-3/8"	350N107	350N107BP
1/8"	1-7/16"	2-1/2"	350N108	350N108BP
9/64"	1-9/16"	2-5/8"	350N109	350N109BP
5/32"	1-11/16"	2-3/4"	350N110	350N110BP
11/64"	1-13/16"	2-7/8"	350N111	350N111BP
3/16"	1-7/8"	3"	350N112	350N112BP
13/64"	1-15/16"	3-1/8"	350N113	350N113BP
7/32"	2"	3-1/4"	350N114	350N114BP
15/64"	2-1/16"	3-3/8"	350N115	350N115BP
1/4"	2-3/32"	3-1/2"	350N116	350N116BP
17/64"	2-1/8"	3-5/8"	350N117	350N117BP

NEW

Size	Flute Length	Overall Length	350N Order No.	Blister Pack Order No.
9/32"	2-1/4"	3-3/4"	350N118	350N118BP
19/64"	2-3/8"	3-7/8"	350N119	350N119BP
5/16"	2-1/2"	4"	350N120	350N120BP
21/64"	2-9/16"	4-1/16"	350N121	350N121BP
11/32"	2-5/8"	4-1/8"	350N122	350N122BP
23/64"	2-11/16"	4-3/16"	350N123	350N123BP
3/8"	2-11/16"	4-1/4"	350N124	350N124BP
25/64"	2-3/4"	4-5/16"	350N125	350N125BP
13/32"	2-13/16"	4-3/8"	350N126	350N126BP
27/64"	2-7/8"	4-7/16"	350N127	350N127BP
7/16"	2-15/16"	4-1/2"	350N128	350N128BP
29/64"	3"	4-5/8"	350N129	350N129BP
15/32"	3-1/8"	4-3/4"	350N130	350N130BP
31/64"	3-1/4"	4-7/8"	350N131	350N131BP
1/2"	3-3/8"	5"	350N132	350N132BP

No flats on sizes smaller than 3/16"
1/16" thru 19/64" - 12 per pack.
5/16" thru 1/2" - 6 per pack.

Blister packs: 1 per package,
except for 1/16" - 5/32" which are 2 per pack

Sizes	Bulk Quantity
1/16" - 1/8"	504
9/64" - 13/64"	252
7/32" - 5/16"	132
21/64" - 1/2"	72

NEW

NOW AVAILABLE
IN BLISTER PACKS



350N21

Corresponding Sets		
No. of Pcs.	Description	Order No.
350N Series Nitro ^{MC} Mechanics Length Drill Sets		
13	1/16" - 1/4" by 64 ^{ths}	350N13
15	1/16" - 1/2" by 32 ^{nds}	350N15
21	1/16" - 3/8" by 64 ^{ths}	350N21
21	1/16" - 1/4" by 64 ^{ths} & 9/32" - 1/2" by 32 ^{nds}	350N21V
29	1/16" - 1/2" by 64 ^{ths}	350N29
29	DRILL PAL 1/16" - 1/2" by 64 ^{ths}	350NW29

MECHANIC'S LENGTH DRILLS

Mechanic's length drills are shorter than standard jobber drills. This allows them to be used in tighter spaces and it also improves their overall toughness and reduces chances for breakage. This is ideal for drilling applications in harder metals like stainless steel. These drills are surface treated for high wear resistance and increased lubricity.

- ▷ Shorter length increases rigidity
- ▷ 135° Split Point reduces walking and improves ease of penetration
- ▷ Black & Gold surface treatment for high wear resistance and lubricity



T1M - BP1M SERIES

HIGH SPEED STEEL

135° Split Point

Black & Bronze Oxide



Size	Decimal Equivalent	Flute Length	Overall Length	T1M Packaging: Tube		T1M Packaging: Bulk		BP1M Packaging: Card	
				Order No.	Pkg Qty	Order No.	Pkg Qty	Order No.	Pkg Qty
1/16"	.0625	7/8"	1-7/8"	033304	12	033304.20	144	035304	1
5/64"	.0781	1"	2"	033305	12	033305.20	144	035305	1
3/32"	.0938	1-1/4"	2-1/4"	033306	12	033306.20	144	035306	1
7/64"	.1094	1-5/16"	2-3/8"	033307	12	033307.20	144	035307	1
1/8"	.1250	1-7/16"	2-1/2"	033308	12	033308.20	144	035308	1
9/64"	.1406	1-9/16"	2-5/8"	033309	12	033309.20	144	035309	1
5/32"	.1562	1-11/16"	2-3/4"	033310	12	033310.20	144	035310	1
11/64"	.1719	1-13/16"	2-7/8"	033311	12	033311.20	144	035311	1
3-Flats on Shank									
3/16"	.1875	1-7/8"	3"	033312	12	033312.20	144	035312	1
13/64"	.2031	1-15/16"	3-1/8"	033313	12	033313.20	144	035313	1
7/32"	.2188	2"	3-1/4"	033314	12	033314.20	144	035314	1
15/64"	.2344	2-1/16"	3-3/8"	033315	12	033315.20	144	035315	1
1/4"	.2500	2"	3-1/2"	033316	12	033316.20	144	035316	1
17/64"	.2656	2-1/8"	3-5/8"	033317	12	033317.20	144	035317	1
9/32"	.2812	2-1/4"	3-3/4"	033318	12	033318.20	144	035318	1
19/64"	.2969	2-3/8"	3-7/8"	033319	12	033319.20	144	035319	1
5/16"	.3125	2-1/2"	4"	033320	6	033320.20	144	035320	1
21/64"	.3281	2-9/16"	4-1/16"	033321	6	033321.20	144	035321	1
11/32"	.3438	2-5/8"	4-1/8"	033322	6	033322.20	144	035322	1
23/64"	.3594	2-11/16"	4-3/16"	033323	6	033323.20	144	035323	1
3/8"	.3750	2-11/16"	4-1/4"	033324	6	033324.20	144	035324	1
25/64"*	.3906	2-3/4"	4-5/16"	033325	6	033325.20	144	035325	1
13/32"*	.4062	2-13/16"	4-3/8"	033326	6	033326.20	144	035326	1
27/64"	.4219	2-7/8"	4-7/16"	033327	6	033327.20	144	035327	1
7/16"	.4375	2-15/16"	4-1/2"	033328	6	033328.20	144	035328	1
29/64"	.4531	3"	4-5/8"	033329	6	033329.20	144	035329	1
15/32"	.4688	3-1/8"	4-3/4"	033330	6	033330.20	144	035330	1
31/64"	.4844	3-1/4"	4-7/8"	033331	6	033331.20	144	035331	1
1/2"	.5000	3-3/8"	5"	033332	6	033332.20	144	035332	1

Tech tip!

- TriNADO Drills are the perfect no-slip tool for your cordless drilling needs
- The TriNADO Drill series is longer than Screw Machine, but shorter than Jobber Length.
- Available in either Straight or Reduced Shank



*T1M, BP1M - Drill sizes 25/64" and 13/32" will fit a 3/8" chuck without reducing the shank

Corresponding Sets					T8M Reduced Shank Packaging: Tube					
Style	Description	Pieces	Size Range	Order No.	Size	Decimal Equivalent	Flute Length	Overall Length	Order No.	Pkg Qty
T19M	Metal Index	13 Piece	1/16"-1/4" by 64 ^{ths}	090547	3-Flats on Shank					
T18M	Metal Index	15 Piece	1/16"-1/2" by 32 ^{nds}	090551	27/64"	.4219	2-7/8"	4-7/16"	092627	6
T180M	Metal Index	21 Piece	1/16"-3/8" by 64 ^{ths}	090549	7/16"	.4375	2-15/16"	4-1/2"	092628	6
T17MDC	Clip-On Index	29 Piece	1/16"-1/2" by 64 ^{ths}	090553	29/64"	.4531	3"	4-5/8"	092629	6
T17M	Metal Index	29 Piece	1/16"-1/2" by 64 ^{ths}	090552	15/32"	.4688	3-1/8"	4-3/4"	092630	6
T829M	Metal Index	29 Piece	1/16"-1/2" by 64 ^{ths} (3/8" Reduced Shank)	090550	31/64"	.4844	3-1/4"	4-7/8"	092631	6
					1/2"	.5000	3-3/8"	5"	092632	6

(3/8" Reduced Shank)

MECHANIC'S LENGTH DRILLS

Nitro® drills offer superior performance over conventional HSS drills. 135° Split Point reduces walking at the drill point and makes these drills ideal for both hand held and CNC Operations.



- ▷ Their heavy-duty construction increases tool life and performance
- ▷ Black & Gold surface treatment for maximum lubricity
- ▷ Usable in a wide range of materials including difficult to machine materials such as stainless steel
- ▷ Mechanic's length drill lengths are in-between jobber length and screw machine (stub) length
- ▷ 3-flat shank helps to reduce slippage in the drill chuck
- ▷ Available in bulk packaging

1045N SERIES

HIGH SPEED STEEL

Mechanics Length / 135° Split Point / 3/8" Reduced Shank
 Fractional / Black & Gold



1045N

Size	Flute Length	Overall Length	1045N Order No.
25/64"	2-3/4"	4-5/16"	1045N125
13/32"	2-13/16"	4-3/8"	1045N126
27/64"	2-7/8"	4-7/16"	1045N127
7/16"	2-15/16"	4-1/2"	1045N128

Size	Flute Length	Overall Length	1045N Order No.
29/64"	3"	4-5/8"	1045N129
15/32"	3-1/8"	4-3/4"	1045N130
31/64"	3-1/4"	4-7/8"	1045N131
1/2"	3-3/8"	5"	1045N132

6 per pack

Corresponding Sets		
No. of Pcs.	Description	Order No.
1045N Series Reduced Shank Drill Sets		
15	1/16" - 1/2" by 32 ^{nds}	1045N15
29	1/16" - 1/2" by 64 ^{ths}	1045N29



1045N15

SCREW MACHINE LENGTH DRILLS

Screw Machine Drills (NAS Type C) are designed for use in machines and portable drilling in sheet metal.

300A SERIES

HIGH SPEED STEEL

135° Split Point / Straight Shank
Fractional / Black Oxide



300A

Size	Flute Length	Overall Length	300 Order No.
1/16"	5/8"	1-5/8"	300A104
5/64"	11/16"	1-11/16"	300A105
3/32"	3/4"	1-3/4"	300A106
7/64"	13/16"	1-13/16"	300A107
1/8"	7/8"	1-7/8"	300A108
9/64"	15/16"	1-15/16"	300A109
5/32"	1"	2-1/16"	300A110
11/64"	1-1/16"	2-1/8"	300A111
3/16"	1-1/8"	2-3/16"	300A112
13/64"	1-3/16"	2-1/4"	300A113
7/32"	1-1/4"	2-3/8"	300A114
15/64"	1-5/16"	2-7/16"	300A115
1/4"	1-3/8"	2-1/2"	300A116
17/64"	1-7/16"	2-5/8"	300A117
9/32"	1-1/2"	2-11/16"	300A118

Size	Flute Length	Overall Length	300 Order No.
19/64"	1-9/16"	2-3/4"	300A119
5/16"	1-5/8"	2-13/16"	300A120
21/64"	1-11/16"	2-15/16"	300A121
11/32"	1-11/16"	3"	300A122
23/64"	1-3/4"	3-1/16"	300A123
3/8"	1-13/16"	3-1/8"	300A124
25/64"	1-7/8"	3-1/4"	300A125
13/32"	1-15/16"	3-5/16"	300A126
27/64"	2"	3-3/8"	300A127
7/16"	2-1/16"	3-7/16"	300A128
29/64"	2-1/8"	3-9/16"	300A129
15/32"	2-1/8"	3-5/8"	300A130
31/64"	2-3/16"	3-11/16"	300A131
1/2"	2-1/4"	3-3/4"	300A132

1/16" thru 19/64" - 12 per pack.
5/16" thru 1/2" - 6 per pack.

Sizes	Bulk Quantity
1/16" - 1/8" & #60 - #30	504
9/64" - 13/64" & #29 - #6	252
7/32" - 5/16" & #5 - #1 & A - N	132
21/64" - 1/2" & 0 - Z	72

Corresponding Sets		
No. of Pcs.	Description	Order No.
29	300 Series Screw Machine (Stub) Length Drill Sets 1/16" - 1/2" by 64 ^{ths}	300A29



300A29

SCREW MACHINE LENGTH DRILLS

340A SERIES

HIGH SPEED STEEL

135° Split Point / Straight Shank

Letter / Black Oxide



340A

Size	Flute Length	Overall Length	340A Order No.
A	1-5/16"	2-7/16"	340A501
B	1-3/8"	2-1/2"	340A502
C	1-3/8"	2-1/2"	340A503
D	1-3/8"	2-1/2"	340A504
E	1-3/8"	2-1/2"	340A505
F	1-7/16"	2-5/8"	340A506
G	1-7/16"	2-5/8"	340A507
H	1-1/2"	2-11/16"	340A508
I	1-1/2"	2-11/16"	340A509
J	1-1/2"	2-11/16"	340A510
K	1-1/2"	2-11/16"	340A511
L	1-9/16"	2-3/4"	340A512
M	1-9/16"	2-3/4"	340A513

Size	Flute Length	Overall Length	340A Order No.
N	1-5/8"	2-13/16"	340A514
O	1-11/16"	2-15/16"	340A515
P	1-11/16"	2-15/16"	340A516
Q	1-11/16"	3"	340A517
R	1-11/16"	3"	340A518
S	1-3/4"	3-1/16"	340A519
T	1-3/4"	3-1/16"	340A520
U	1-13/16"	3-1/8"	340A521
V	1-7/8"	3-1/4"	340A522
W	1-7/8"	3-1/4"	340A523
X	1-15/16"	3-5/16"	340A524
Y	1-15/16"	3-5/16"	340A525
Z	2"	3-3/8"	340A526

A - Z - 12 per pack

Sizes	Bulk Quantity
1/16" - 1/8" & #60 - #30	504
9/64" - 13/64" & #29 - #6	252
7/32" - 5/16" & #5 - #1 & A - N	132
21/64" - 1/2" & 0 - Z	72

SCREW MACHINE LENGTH DRILLS

380A SERIES

HIGH SPEED STEEL

135° Split Point / Straight Shank
Number / Black Oxide



380A



Size	Flute Length	Overall Length	380 Order No.
1	1-5/16"	2-7/16"	380A001
2	1-5/16"	2-7/16"	380A002
3	1-1/4"	2-3/8"	380A003
4	1-1/4"	2-3/8"	380A004
5	1-1/4"	2-3/8"	380A005
6	1-1/4"	2-3/8"	380A006
7	1-3/16"	2-1/4"	380A007
8	1-3/16"	2-1/4"	380A008
9	1-3/16"	2-1/4"	380A009
10	1-3/16"	2-1/4"	380A010
11	1-3/16"	2-1/4"	380A011
12	1-3/16"	2-1/4"	380A012
13	1-1/8"	2-3/16"	380A013
14	1-1/8"	2-3/16"	380A014
15	1-1/8"	2-3/16"	380A015
16	1-1/8"	2-3/16"	380A016
17	1-1/8"	2-3/16"	380A017
18	1-1/16"	2-1/8"	380A018
19	1-1/16"	2-1/8"	380A019
20	1-1/16"	2-1/8"	380A020
21	1-1/16"	2-1/8"	380A021
22	1-1/16"	2-1/8"	380A022
23	1"	2-1/16"	380A023
24	1"	2-1/16"	380A024
25	1"	2-1/16"	380A025
26	1"	2-1/16"	380A026
27	1"	2-1/16"	380A027
28	15/16"	1-15/16"	380A028
29	15/16"	1-15/16"	380A029
30	15/16"	1-15/16"	380A030

Size	Flute Length	Overall Length	380 Order No.
31	7/8"	1-7/8"	380A031
32	7/8"	1-7/8"	380A032
33	7/8"	1-7/8"	380A033
34	7/8"	1-7/8"	380A034
35	7/8"	1-7/8"	380A035
36	13/16"	1-13/16"	380A036
37	13/16"	1-13/16"	380A037
38	13/16"	1-13/16"	380A038
39	13/16"	1-13/16"	380A039
40	13/16"	1-13/16"	380A040
41	13/16"	1-13/16"	380A041
42	3/4"	1-3/4"	380A042
43	3/4"	1-3/4"	380A043
44	3/4"	1-3/4"	380A044
45	3/4"	1-3/4"	380A045
46	3/4"	1-3/4"	380A046
47	11/16"	1-11/16"	380A047
48	11/16"	1-11/16"	380A048
49	11/16"	1-11/16"	380A049
50	11/16"	1-11/16"	380A050
51	11/16"	1-11/16"	380A051
52	11/16"	1-11/16"	380A052
53*	5/8"	1-5/8"	380A053
54*	5/8"	1-5/8"	380A054
55*	5/8"	1-5/8"	380A055
56*	1/2"	1-3/8"	380A056
57*	1/2"	1-3/8"	380A057
58*	1/2"	1-3/8"	380A058
59*	1/2"	1-3/8"	380A059
60*	1/2"	1-3/8"	380A060

* Not Split Point

#1 thru #60 - 12 per pack

300E SERIES

HIGH SPEED STEEL

135° Split Point / Straight Shank
Fractional / Black Oxide



300E

Size	Flute Length	Overall Length	300E Order No.
1/16"	5/8"	1-5/8"	300E104
5/64"	11/16"	1-11/16"	300E105
3/32"	3/4"	1-3/4"	300E106
7/64"	13/16"	1-13/16"	300E107
1/8"	7/8"	1-7/8"	300E108
9/64"	15/16"	1-15/16"	300E109
5/32"	1"	2-1/16"	300E110
11/64"	1-1/16"	2-1/8"	300E111
3/16"	1-1/8"	2-3/16"	300E112
13/64"	1-3/16"	2-1/4"	300E113
7/32"	1-1/4"	2-3/8"	300E114
15/64"	1-5/16"	2-7/16"	300E115
1/4"	1-3/8"	2-1/2"	300E116
17/64"	1-7/16"	2-5/8"	300E117
9/32"	1-1/2"	2-11/16"	300E118

Size	Flute Length	Overall Length	300E Order No.
19/64"	1-9/16"	2-3/4"	300E119
5/16"	1-5/8"	2-13/16"	300E120
21/64"	1-11/16"	2-15/16"	300E121
11/32"	1-11/16"	3"	300E122
23/64"	1-3/4"	3-1/16"	300E123
3/8"	1-13/16"	3-1/8"	300E124
25/64"	1-7/8"	3-1/4"	300E125
13/32"	1-15/16"	3-5/16"	300E126
27/64"	2"	3-3/8"	300E127
7/16"	2-1/16"	3-7/16"	300E128
29/64"	2-1/8"	3-9/16"	300E129
15/32"	2-1/8"	3-5/8"	300E130
31/64"	2-3/16"	3-11/16"	300E131
1/2"	2-1/4"	3-3/4"	300E132

1/16" thru 19/64" - 12 per pack.
5/16" thru 1/2" - 6 per pack.

SCREW MACHINE LENGTH DRILLS

Screw machine drills (NAS Type C) are shorter than jobbers length drills and are designed for use in drill presses and CNC applications. They can also be used in portable drills when drilling sheet metal.

- ▷ Shorter length increases rigidity
- ▷ Improved drilling in hard metal like stainless
- ▷ 135° Split Point reduces walking and improves ease of penetration
- ▷ NAS Type C

T4 - T5 SERIES HIGH SPEED STEEL 135° Split Point Black Oxide



Fractional				T4 Packaging: Tube	
Size	Decimal Equivalent	Flute Length	Overall Length	Order No.	Pkg Qty
3/64"	.0469	1/2"	1-3/8"	044403	12
1/16"	.0625	5/8"	1-5/8"	044404	12
5/64"	.0781	11/16"	1-11/16"	044405	12
3/32"	.0938	3/4"	1-3/4"	044406	12
7/64"	.1094	13/16"	1-13/16"	044407	12
1/8"	.1250	7/8"	1-7/8"	044408	12
9/64"	.1406	15/16"	1-15/16"	044409	12
5/32"	.1562	1"	2-1/16"	044410	12
11/64"	.1719	1-1/16"	2-1/8"	044411	12
3/16"	.1875	1-1/8"	2-3/16"	044412	12
13/64"	.2031	1-3/16"	2-1/4"	044413	12
7/32"	.2188	1-1/4"	2-3/8"	044414	12
15/64"	.2344	1-5/16"	2-7/16"	044415	12
1/4"	.2500	1-3/8"	2-1/2"	044416	12
17/64"	.2656	1-7/16"	2-5/8"	044417	12
9/32"	.2812	1-1/2"	2-11/16"	044418	12
19/64"	.2969	1-9/16"	2-3/4"	044419	12
5/16"	.3125	1-5/8"	2-13/16"	044420	6
21/64"	.3281	1-11/16"	2-15/16"	044421	6
11/32"	.3438	1-11/16"	3"	044422	6
23/64"	.3594	1-3/4"	3-1/16"	044423	6
3/8"	.3750	1-13/16"	3-1/8"	044424	6
25/64"	.3906	1-7/8"	3-1/4"	044425	6
13/32"	.4062	1-15/16"	3-5/16"	044426	6
27/64"	.4219	2"	3-3/8"	044427	6
7/16"	.4375	2-1/16"	3-7/16"	044428	6
29/64"	.4531	2-1/8"	3-9/16"	044429	6
15/32"	.4688	2-1/8"	3-5/8"	044430	6
31/64"	.4844	2-3/16"	3-11/16"	044431	6
1/2"	.5000	2-1/4"	3-3/4"	044432	6

				T4 Packaging: Bulk	
Size	Decimal Equivalent	Flute Length	Overall Length	Order No.	Pkg Qty
1/8"	.1250	7/8"	1-7/8"	044408.20	144
9/64"	.1406	15/16"	1-15/16"	044409.20	144
5/32"	.1562	1"	2-1/16"	044410.20	144
3/16"	.1875	1-1/8"	2-3/16"	044412.20	144
13/64"	.2031	1-3/16"	2-1/4"	044413.20	144

Corresponding Sets				
Style	Description	Pieces	Size Range	Order No.
T29	Metal Index	29 Piece	1/16" - 1/2" by 64 ^{ths}	090569

Number				T5 Packaging: Tube	
Size	Decimal Equivalent	Flute Length	Overall Length	Order No.	Pkg Qty
1	.2280	1-5/16"	2-7/16"	044501	12
2	.2210	1-5/16"	2-7/16"	044502	12
3	.2130	1-1/4"	2-3/8"	044503	12
4	.2090	1-1/4"	2-3/8"	044504	12
5	.2055	1-1/4"	2-3/8"	044505	12
6	.2040	1-1/4"	2-3/8"	044506	12
7	.2010	1-3/16"	2-1/4"	044507	12
8	.1990	1-3/16"	2-1/4"	044508	12
9	.1960	1-3/16"	2-1/4"	044509	12
10	.1935	1-3/16"	2-1/4"	044510	12
11	.1910	1-3/16"	2-1/4"	044511	12
12	.1890	1-3/16"	2-1/4"	044512	12
13	.1850	1-1/8"	2-3/16"	044513	12
14	.1820	1-1/8"	2-3/16"	044514	12
15	.1800	1-1/8"	2-3/16"	044515	12
16	.1770	1-1/8"	2-3/16"	044516	12
17	.1730	1-1/8"	2-3/16"	044517	12
18	.1695	1-1/16"	2-1/8"	044518	12
19	.1660	1-1/16"	2-1/8"	044519	12
20	.1610	1-1/16"	2-1/8"	044520	12
21	.1590	1-1/16"	2-1/8"	044521	12
22	.1570	1-1/16"	2-1/8"	044522	12
23	.1540	1"	2-1/16"	044523	12
24	.1520	1"	2-1/16"	044524	12
25	.1495	1"	2-1/16"	044525	12
26	.1470	1"	2-1/16"	044526	12
27	.1440	1"	2-1/16"	044527	12
28	.1405	15/16"	1-15/16"	044528	12
29	.1360	15/16"	1-15/16"	044529	12
30	.1285	15/16"	1-15/16"	044530	12
31	.1200	7/8"	1-7/8"	044531	12
32	.1160	7/8"	1-7/8"	044532	12
33	.1130	7/8"	1-7/8"	044533	12
34	.1110	7/8"	1-7/8"	044534	12
35	.1100	7/8"	1-7/8"	044535	12
36	.1065	13/16"	1-13/16"	044536	12
37	.1040	13/16"	1-13/16"	044537	12
38	.1015	13/16"	1-13/16"	044538	12
39	.0995	13/16"	1-13/16"	044539	12
40	.0980	13/16"	1-13/16"	044540	12
41	.0960	13/16"	1-13/16"	044541	12
42	.0935	3/4"	1-3/4"	044542	12
43	.0890	3/4"	1-3/4"	044543	12
44	.0860	3/4"	1-3/4"	044544	12
45	.0820	3/4"	1-3/4"	044545	12
46	.0810	3/4"	1-3/4"	044546	12
47	.0785	11/16"	1-11/16"	044547	12
48	.0760	11/16"	1-11/16"	044548	12
49	.0730	11/16"	1-11/16"	044549	12
50	.0700	11/16"	1-11/16"	044550	12
51	.0670	11/16"	1-11/16"	044551	12
52	.0635	11/16"	1-11/16"	044552	12
53*	.0595	5/8"	1-5/8"	044553	12
54*	.0550	5/8"	1-5/8"	044554	12
55*	.0520	5/8"	1-5/8"	044555	12
56*	.0465	1/2"	1-3/8"	044556	12
57*	.0430	1/2"	1-3/8"	044557	12
58*	.0420	1/2"	1-3/8"	044558	12
59*	.0410	1/2"	1-3/8"	044559	12
60*	.0400	1/2"	1-3/8"	044560	12

* Not Split Point

				T5 Packaging: Bulk	
Size	Decimal Equivalent	Flute Length	Overall Length	Order No.	Pkg Qty
60	.0400	1/2"	1-3/8"	044560.20	72

SCREW MACHINE LENGTH DRILLS

Nitro^{MC} drills (NAS Type C) offer superior performance over conventional HSS drills. 135° Split Point reduces walking at the drill point and makes these drills ideal for both hand held and CNC Operations. Black & Gold surface treatment for maximum lubricity. Usable in a wide range of materials including difficult to machine materials such as stainless steel.

NITRO

300N SERIES

HIGH SPEED STEEL

135° Split Point / Straight Shank
Fractional / Black & Gold



300N

Size	Flute Length	Overall Length	300N Order No.
1/16"	5/8"	1-5/8"	300N104
5/64"	11/16"	1-11/16"	300N105
3/32"	3/4"	1-3/4"	300N106
7/64"	13/16"	1-13/16"	300N107
1/8"	7/8"	1-7/8"	300N108
9/64"	15/16"	1-15/16"	300N109
5/32"	1"	2-1/16"	300N110
11/64"	1-1/16"	2-1/8"	300N111
3/16"	1-1/8"	2-3/16"	300N112
13/64"	1-3/16"	2-1/4"	300N113
7/32"	1-1/4"	2-3/8"	300N114
15/64"	1-5/16"	2-7/16"	300N115
1/4"	1-3/8"	2-1/2"	300N116
17/64"	1-7/16"	2-5/8"	300N117
9/32"	1-1/2"	2-11/16"	300N118

Size	Flute Length	Overall Length	300N Order No.
19/64"	1-9/16"	2-3/4"	300N119
5/16"	1-5/8"	2-13/16"	300N120
21/64"	1-11/16"	2-15/16"	300N121
11/32"	1-11/16"	3"	300N122
23/64"	1-3/4"	3-1/16"	300N123
3/8"	1-13/16"	3-1/8"	300N124
25/64"	1-7/8"	3-1/4"	300N125
13/32"	1-15/16"	3-5/16"	300N126
27/64"	2"	3-3/8"	300N127
7/16"	2-1/16"	3-7/16"	300N128
29/64"	2-1/8"	3-9/16"	300N129
15/32"	2-1/8"	3-5/8"	300N130
31/64"	2-3/16"	3-11/16"	300N131
1/2"	2-1/4"	3-3/4"	300N132

1/16" thru 19/64" - 12 per pack., 5/16" thru 1/2" - 6 per pack.

Corresponding Sets		
No. of Pcs.	Description	Order No.
300N Series Screw Machine (Stub) Length Heavy-Duty Drill Sets		
29	1/16" - 1/2" by 64 ^{ths}	300N29



300N29

SCREW MACHINE LENGTH DRILLS

These drill bits (NAS Type C) have short flutes as well as a short overall length for maximum rigidity when drilling in sheet metal. They are made with a cobalt blend to provide a long service life in hard materials such as stainless steel.

- ▷ Shorter length increases rigidity
- ▷ Improved drilling in hard metal like stainless
- ▷ 135° Split Point reduces walking and improves ease of penetration
- ▷ NAS Type C



T4HD SERIES

HIGH SPEED STEEL

135° Split Point

Black & Gold



Fractional				T4HD Packaging: Tube	
Size	Decimal Equivalent	Flute Length	Overall Length	Order No.	Pkg Qty
1/16"	.0625	5/8"	1-5/8"	060404	12
5/64"	.0781	11/16"	1-11/16"	060405	12
3/32"	.0938	3/4"	1-3/4"	060406	12
7/64"	.1094	13/16"	1-13/16"	060407	12
1/8"	.1250	7/8"	1-7/8"	060408	12
9/64"	.1406	15/16"	1-15/16"	060409	12
5/32"	.1562	1"	2-1/16"	060410	12
11/64"	.1719	1-1/16"	2-1/8"	060411	12
3/16"	.1875	1-1/8"	2-3/16"	060412	12
13/64"	.2031	1-3/16"	2-1/4"	060413	12
7/32"	.2188	1-1/4"	2-3/8"	060414	12
15/64"	.2344	1-5/16"	2-7/16"	060415	12
1/4"	.2500	1-3/8"	2-1/2"	060416	12
17/64"	.2656	1-7/16"	2-5/8"	060417	12
9/32"	.2812	1-1/2"	2-11/16"	060418	12
19/64"	.2969	1-9/16"	2-3/4"	060419	12
5/16"	.3125	1-5/8"	2-13/16"	060420	6
21/64"	.3281	1-11/16"	2-15/16"	060421	6
11/32"	.3438	1-11/16"	3"	060422	6
23/64"	.3594	1-3/4"	3-1/16"	060423	6
3/8"	.3750	1-13/16"	3-1/8"	060424	6
25/64"	.3906	1-7/8"	3-1/4"	060425	6
13/32"	.4062	1-15/16"	3-5/16"	060426	6
27/64"	.4219	2"	3-3/8"	060427	6
7/16"	.4375	2-1/16"	3-7/16"	060428	6
29/64"	.4531	2-1/8"	3-9/16"	060429	6
15/32"	.4688	2-1/8"	3-5/8"	060430	6
31/64"	.4844	2-3/16"	3-11/16"	060431	6
1/2"	.5000	2-1/4"	3-3/4"	060432	6

				T4HD Packaging: Bulk	
Size	Decimal Equivalent	Flute Length	Overall Length	Order No.	Pkg Qty
1/8"	.1250	7/8"	1-7/8"	060408.20	288
5/32"	.1562	1"	2-1/16"	060410.20	288
3/16"	.1875	1-1/8"	2-3/16"	060412.20	288
7/32"	.2188	1-1/4"	2-3/8"	060414.20	288
1/4"	.2500	1-3/8"	2-1/2"	060416.20	288
9/32"	.2812	1-1/2"	2-11/16"	060418.20	72
5/16"	.3125	1-5/8"	2-13/16"	060420.20	72

Corresponding Sets				
Style	Description	Pieces	Size Range	Order No.
T29HD	Metal Index	29 Piece	1/16"-1/2" by 64 ^{ths}	090568

SCREW MACHINE LENGTH DRILLS

These drill bits have short flutes as well as a short overall length for maximum rigidity when drilling in sheet metal. They are made with a cobalt blend to provide a long service life in hard materials such as stainless steel.

300C SERIES

COBALT

135° Split Point / Straight Shank
Fractional / Bronze



300C

Size	Flute Length	Overall Length	300C Order No.
1/16"	5/8"	1-5/8"	300C104
5/64"	11/16"	1-11/16"	300C105
3/32"	3/4"	1-3/4"	300C106
7/64"	13/16"	1-13/16"	300C107
1/8"	7/8"	1-7/8"	300C108
9/64"	15/16"	1-15/16"	300C109
5/32"	1"	2-1/16"	300C110
11/64"	1-1/16"	2-1/8"	300C111
3/16"	1-1/8"	2-3/16"	300C112
13/64"	1-3/16"	2-1/4"	300C113
7/32"	1-1/4"	2-3/8"	300C114
15/64"	1-5/16"	2-7/16"	300C115
1/4"	1-3/8"	2-1/2"	300C116
17/64"	1-7/16"	2-5/8"	300C117
9/32"	1-1/2"	2-11/16"	300C118
19/64"	1-9/16"	2-3/4"	300C119
5/16"	1-5/8"	2-13/16"	300C120
21/64"	1-11/16"	2-15/16"	300C121
11/32"	1-11/16"	3"	300C122
23/64"	1-3/4"	3-1/16"	300C123
3/8"	1-13/16"	3-1/8"	300C124
25/64"	1-7/8"	3-1/4"	300C125
13/32"	1-15/16"	3-5/16"	300C126
27/64"	2"	3-3/8"	300C127
7/16"	2-1/16"	3-7/16"	300C128
29/64"	2-1/8"	3-9/16"	300C129
15/32"	2-1/8"	3-5/8"	300C130
31/64"	2-3/16"	3-11/16"	300C131
1/2"	2-1/4"	3-3/4"	300C132

1/16" thru 19/64" - 12 per pack, 5/16" thru 1/2" - 6 per pack

380C SERIES

COBALT

135° Split Point / Straight Shank
Number / Bronze



380C

Size	Flute Length	Overall Length	380C Order No.
1	1-5/16"	2-7/16"	380C001
2	1-5/16"	2-7/16"	380C002
3	1-1/4"	2-3/8"	380C003
4	1-1/4"	2-3/8"	380C004
5	1-1/4"	2-3/8"	380C005
6	1-1/4"	2-3/8"	380C006
7	1-3/16"	2-1/4"	380C007
8	1-3/16"	2-1/4"	380C008
9	1-3/16"	2-1/4"	380C009
10	1-3/16"	2-1/4"	380C010
11	1-3/16"	2-1/4"	380C011
12	1-3/16"	2-1/4"	380C012
13	1-1/8"	2-3/16"	380C013
14	1-1/8"	2-3/16"	380C014
15	1-1/8"	2-3/16"	380C015
16	1-1/8"	2-3/16"	380C016
17	1-1/8"	2-3/16"	380C017
18	1-1/16"	2-1/8"	380C018
19	1-1/16"	2-1/8"	380C019
20	1-1/16"	2-1/8"	380C020
21	1-1/16"	2-1/8"	380C021
22	1-1/16"	2-1/8"	380C022
23	1"	2-1/16"	380C023
24	1"	2-1/16"	380C024
25	1"	2-1/16"	380C025
26	1"	2-1/16"	380C026
27	1"	2-1/16"	380C027
28	15/16"	1-15/16"	380C028
29	15/16"	1-15/16"	380C029
30	15/16"	1-15/16"	380C030
31	7/8"	1-7/8"	380C031
32	7/8"	1-7/8"	380C032
33	7/8"	1-7/8"	380C033
34	7/8"	1-7/8"	380C034
35	7/8"	1-7/8"	380C035
36	13/16"	1-13/16"	380C036
37	13/16"	1-13/16"	380C037
38	13/16"	1-13/16"	380C038
39	13/16"	1-13/16"	380C039
40	13/16"	1-13/16"	380C040

#1 thru #40 - 12 per pack



300C29

Corresponding Sets		
No. of Pcs.	Description	Order No.
29	1/16" - 1/2" by 64 ^{ths}	300C29

SCREW MACHINE LENGTH DRILLS

SST+

SST+ 01-H SERIES

COBALT

135° Split Point / Quick Shank
Fractional / Bronze Oxide

For thin gauge material and sheet metal

Excellent for drilling into sheet metal and other thin-walled material. The 135° split point prevents center-punching and its short length helps prevent breakage, making it an ideal option for drilling in confined spaces.

- ▷ Self-centering 135° split point geometry
- ▷ Special bronze SST surface treatment
- ▷ Heavy-duty fully ground body construction
- ▷ High flow flute design
- ▷ Unique shank design with six long flats to provide a better grip for cordless and corded power tools
- ▷ Packaged in reusable plastic packaging



Drill Size	Flute Length	Overall Length	Order No.	Std. Pkg.	Std. Ctn.
1/16"	3/8"	1 5/16"	01-H 104	10	100
5/64"	1/2"	1 1/2"	01-H 105	10	100
3/32"	9/16"	1 11/16"	01-H 106	10	100
7/64"	5/8"	1 13/16"	01-H 107	10	100
1/8"	11/16"	1 15/16"	01-H 108	10	100
9/64"	13/16"	2 1/16"	01-H 109	10	100
5/32"	7/8"	2 3/16"	01-H 110	10	100
11/64"	15/16"	2 5/16"	01-H 111	10	100
3/16"	1"	2 7/16"	01-H 112	10	100
13/64"	1"	2 7/16"	01-H 113	10	100
7/32"	1 1/8"	2 5/8"	01-H 114	10	100
15/64"	1 1/8"	2 5/8"	01-H 115	10	100
1/4"	1 1/4"	2 3/4"	01-H 116	10	100
17/64"	1 5/16"	2 15/16"	01-H 117	10	100
9/32"	1 5/16"	2 15/16"	01-H 118	10	100
19/64"	1 5/16"	2 15/16"	01-H 119	10	100
5/16"	1 7/16"	3 1/8"	01-H 120	10	100
21/64"	1 7/16"	3 1/8"	01-H 121	10	100
11/32"	1 9/16"	3 5/16"	01-H 122	10	100
23/64"	1 9/16"	3 5/16"	01-H 123	10	100
3/8"	1 11/16"	3 1/2"	01-H 124	10	100
25/64"	1 11/16"	3 1/2"	01-H 125	5	50
13/32"	1 11/16"	3 1/2"	01-H 126	5	50
27/64"	1 7/8"	3 3/4"	01-H 127	5	50
7/16"	1 7/8"	3 3/4"	01-H 128	5	50
29/64"	1 7/8"	3 3/4"	01-H 129	5	50
15/32"	2"	4"	01-H 130	5	50
31/64"	2"	4"	01-H 131	5	50
1/2"	2"	4"	01-H 132	5	50

Sizes 11/64" and smaller have a round shank.

Fractional Sizes					
Drill Size	Flute Length	Overall Length	Order No.	Std. Pkg.	Std. Ctn.
1/16"	3/8"	1 5/16"	01-H 004	10	100
5/64"	1/2"	1 1/2"	01-H 005	10	100
3/32"	9/16"	1 11/16"	01-H 006	10	100
7/64"	5/8"	1 13/16"	01-H 007	10	100
1/8"	11/16"	1 15/16"	01-H 008	10	100
9/64"	13/16"	2 1/16"	01-H 009	10	100
5/32"	7/8"	2 3/16"	01-H 010	10	100
11/64"	15/16"	2 5/16"	01-H 011	10	100
3/16"	1"	2 7/16"	01-H 012	10	100
13/64"	1"	2 7/16"	01-H 013	10	100
7/32"	1 1/8"	2 5/8"	01-H 014	10	100
15/64"	1 1/8"	2 5/8"	01-H 015	10	100
1/4"	1 1/4"	2 3/4"	01-H 016	10	100
17/64"	1 5/16"	2 15/16"	01-H 017	10	100
9/32"	1 5/16"	2 15/16"	01-H 018	10	100
19/64"	1 5/16"	2 15/16"	01-H 019	10	100
5/16"	1 7/16"	3 1/8"	01-H 020	10	100
21/64"	1 7/16"	3 1/8"	01-H 021	10	100
11/32"	1 9/16"	3 5/16"	01-H 022	10	100
23/64"	1 9/16"	3 5/16"	01-H 023	10	100
3/8"	1 11/16"	3 1/2"	01-H 024	10	100
25/64"	1 11/16"	3 1/2"	01-H 025	5	50
13/32"	1 11/16"	3 1/2"	01-H 026	5	50
27/64"	1 7/8"	3 3/4"	01-H 027	5	50
7/16"	1 7/8"	3 3/4"	01-H 028	5	50
29/64"	1 7/8"	3 3/4"	01-H 029	5	50
15/32"	2"	4"	01-H 030	5	50
31/64"	2"	4"	01-H 031	5	50
1/2"	2"	4"	01-H 032	5	50

Tech tip!

Remember this rule:

Small diameter bits = High speed, low feed

Large diameter bits = Low speed, high feed.

SCREW MACHINE LENGTH DRILLS

SST+ 01-J SERIES

COBALT

135° Split Point / Round Shank

Fractional / Number / Bronze Oxide

SST+

For thin gauge material and sheet metal

These drill bits have short flutes as well as a short overall length for maximum rigidity when drilling in sheet metal. They are made with a cobalt blend to provide a long service life in hard materials such as stainless steel.

- ▷ Produce minimal burr when drilling in sheet metal
- ▷ Self-centering 135° split point
- ▷ Heavy-duty body construction
- ▷ No center punching necessary
- ▷ Packaged in reusable plastic packaging.



Drill Size	Flute Length	Number Sizes		Order No.	Std. Pkg.	Std. Ctn.
		Overall Length				
1	1 1/8"	2 5/8"		01-J 001	10	100
2	1 1/8"	2 5/8"		01-J 002	10	100
3	1 1/8"	2 5/8"		01-J 003	10	100
4	1"	2 7/16"		01-J 004	10	100
5	1"	2 7/16"		01-J 005	10	100
6	1"	2 7/16"		01-J 006	10	100
7	1"	2 7/16"		01-J 007	10	100
8	1"	2 7/16"		01-J 008	10	100
9	1"	2 7/16"		01-J 009	10	100
10	1"	2 7/16"		01-J 010	10	100
11	1"	2 7/16"		01-J 011	10	100
12	1"	2 7/16"		01-J 012	10	100
13	15/16"	2 5/16"		01-J 013	10	100
14	15/16"	2 5/16"		01-J 014	10	100
15	15/16"	2 5/16"		01-J 015	10	100
16	15/16"	2 5/16"		01-J 016	10	100
17	15/16"	2 5/16"		01-J 017	10	100
18	15/16"	2 5/16"		01-J 018	10	100
19	7/8"	2 3/16"		01-J 019	10	100
20	7/8"	2 3/16"		01-J 020	10	100
21	7/8"	2 3/16"		01-J 021	10	100
22	7/8"	2 3/16"		01-J 022	10	100
23	7/8"	2 3/16"		01-J 023	10	100
24	7/8"	2 3/16"		01-J 024	10	100
25	7/8"	2 3/16"		01-J 025	10	100
26	7/8"	2 3/16"		01-J 026	10	100
27	13/16"	2 1/16"		01-J 027	10	100
28	13/16"	2 1/16"		01-J 028	10	100
29	13/16"	2 1/16"		01-J 029	10	100
30	11/16"	1 15/16"		01-J 030	10	100
31	5/8"	1 13/16"		01-J 031	10	100
32	5/8"	1 13/16"		01-J 032	10	100
33	5/8"	1 13/16"		01-J 033	10	100
34	5/8"	1 13/16"		01-J 034	10	100
35	5/8"	1 13/16"		01-J 035	10	100
36	5/8"	1 13/16"		01-J 036	10	100
37	9/16"	1 11/16"		01-J 037	10	100
38	9/16"	1 11/16"		01-J 038	10	100
39	9/16"	1 11/16"		01-J 039	10	100
40	9/16"	1 11/16"		01-J 040	10	100



SCREW MACHINE LENGTH DRILLS

These drill bits have short flutes as well as a short overall length for maximum rigidity when drilling in sheet metal. They are made with a cobalt blend to provide a long service life in hard materials such as stainless steel.

- ▷ *Shorter length increases rigidity*
- ▷ *Improved drilling in hard sheet metal like stainless*
- ▷ *135° Split Point reduces walking and improves ease of penetration*

T4C SERIES

COBALT

135° Split Point
Bronze Oxide



Fractional				T4C Packaging: Tube	
Size	Decimal Equivalent	Flute Length	Overall Length	Order No.	Pkg Qty
1/16"	.0625	5/8"	1-5/8"	046604	12
5/64"	.0781	11/16"	1-11/16"	046605	12
3/32"	.0938	3/4"	1-3/4"	046606	12
7/64"	.1094	13/16"	1-13/16"	046607	12
1/8"	.1250	7/8"	1-7/8"	046608	12
9/64"	.1406	15/16"	1-15/16"	046609	12
5/32"	.1562	1"	2-1/16"	046610	12
11/64"	.1719	1-1/16"	2-1/8"	046611	12
3/16"	.1875	1-1/8"	2-3/16"	046612	12
13/64"	.2031	1-3/16"	2-1/4"	046613	12
7/32"	.2188	1-1/4"	2-3/8"	046614	12
15/64"	.2344	1-5/16"	2-7/16"	046615	12
1/4"	.2500	1-3/8"	2-1/2"	046616	12
17/64"	.2656	1-7/16"	2-5/8"	046617	12
9/32"	.2812	1-1/2"	2-11/16"	046618	12
19/64"	.2969	1-9/16"	2-3/4"	046619	12
5/16"	.3125	1-5/8"	2-13/16"	046620	6
21/64"	.3281	1-11/16"	2-15/16"	046621	6
11/32"	.3438	1-11/16"	3"	046622	6
23/64"	.3594	1-3/4"	3-1/16"	046623	6
3/8"	.3750	1-13/16"	3-1/8"	046624	6
25/64"	.3906	1-7/8"	3-1/4"	046625	6
13/32"	.4062	1-15/16"	3-5/16"	046626	6
27/64"	.4219	2"	3-3/8"	046627	6
7/16"	.4375	2-1/16"	3-7/16"	046628	6
29/64"	.4531	2-1/8"	3-9/16"	046629	6
15/32"	.4688	2-1/8"	3-5/8"	046630	6
31/64"	.4844	2-3/16"	3-11/16"	046631	6
1/2"	.5000	2-1/4"	3-3/4"	046632	6

LEFT HAND SCREW MACHINE LENGTH DRILLS

Constructed of M-42 Cobalt High Speed Steel for super abrasive resistance in tough metals. They are used in left hand screw machines and with screw extractors. Can be used to drill out broken bolts and other hardened fasteners. Sizes 3/16" and above have a 3-flat shank which reduces slippage in the drill chuck.

300LH SERIES

COBALT

135° Split Point / 3-Flat Shank

Fractional / Bronze



300LH

Size	Flute Length	Overall Length	300LH Order No.
1/16"	5/8"	1-5/8"	300LH104
3/32"	3/4"	1-3/4"	300LH106
1/8"	7/8"	1-7/8"	300LH108
5/32"	1"	2-1/16"	300LH110
3/16"	1-1/8"	2-3/16"	300LH112

Size	Flute Length	Overall Length	300LH Order No.
7/32"	1-1/4"	2-3/8"	300LH114
1/4"	1-3/8"	2-1/2"	300LH116
9/32"	1-1/2"	2-11/16"	300LH118
5/16"	1-5/8"	2-13/16"	300LH120
11/32"	1-11/16"	3"	300LH122
3/8"	1-13/16"	3-1/8"	300LH124

1/16" thru 9/32" - 12 per pack, 5/16" thru 3/8" - 6 per pack



Corresponding Sets		
No. of Pcs.	Description	Order No.
300LH Series Cobalt Screw Machine (Stub) Length Drill Sets		
11	1/16" - 3/8" by 32 ^{nds}	300LH11

DOUBLE ENDED DRILLS

These drills have flutes and cutting points on both ends. This allows the user to reverse the drill and utilize both ends. For users that want to drill a hole into sheet metal, thin material, for automotive or aerospace purposes, for a rivet hole or simply to double the life of your current stub length drill bit.

330 SERIES

HIGH SPEED STEEL

135° Split Point

Fractional & Number / Black Oxide



330

Size	Flute Length	Overall Length	330 Order No.
#11	1/2"	2-1/4"	330A011
#20	1/2"	2-1/8"	330A020
#30	1/2"	2"	330A030
7/64"	1/2"	1-7/8"	330A107
1/8"	1/2"	2"	330A108

Size	Flute Length	Overall Length	330 Order No.
9/64"	1/2"	2"	330A109
5/32"	1/2"	2-1/16"	330A110
3/16"	1/2"	2-3/16"	330A112
7/32"	1/2"	2-3/8"	330A114
1/4"	1/2"	2-1/2"	330A116

12 per pack

TSM8 SERIES

HIGH SPEED STEEL

135° Split Point

Fractional & Number / Black Oxide



Size	Decimal Equivalent	Flute Length	Overall Length	TSM8 Packaging: Tube		TSM8 Packaging: Bulk	
				Order No.	Pkg Qty	Order No.	Pkg Qty
#11	.1910	1/2"	2-1/4"	098811	12	098811.20	288
#20	.1610	1/2"	2-1/8"	098820	12	098820.20	288
#30	.1285	1/2"	2"	098830	12	098830.20	288
7/64"	.1094	1/2"	1-7/8"	098807	12	098807.20	288
1/8"	.1250	1/2"	2"	098808	12	098808.20	288
9/64"	.1406	1/2"	2"	098809	12	098809.20	288
5/32"	.1562	1/2"	2-1/16"	098810	12	098810.20	288
3/16"	.1875	1/2"	2-3/16"	098812	12	098812.20	288
7/32"	.2188	1/2"	2-3/8"	098814	12	098814.20	288
1/4"	.2500	1/2"	2-1/2"	098816	12	098816.20	288

DOUBLE-ENDED DRILLS

SST+ 01-K SERIES

COBALT

135° Split Point
Fractional / Bronze Oxide

SST+

For thin gauge and sheet metal

The most effective double-ended drill bit available that can allow you to drill hundreds of holes faster than anyone else. The state of the art cobalt blend provides these drill bits an incomparable lifespan that would make any black oxide competitors blush. Even if you want to drill a hole into sheet metal, thin material, for automotive or aerospace purposes, for a rivet hole or simply to double the life of your current stub length drill bit.

- ▷ Self-centering 135° split point geometry
- ▷ Special bronze SST surface treatment
- ▷ Heavy-duty fully ground body construction
- ▷ High flow flute design
- ▷ Double-ended design provides twice the life and quicker change outs compared to traditional drill bits



Fractional Sizes					
Drill Size	Flute Length	Overall Length	Order No.	Std. Pkg.	Std. Ctn.
1/16"	23/64"	1 1/2"	01-K 004	10	100
5/64"	23/64"	1 1/2"	01-K 005	10	100
3/32"	25/64"	1 11/16"	01-K 006	10	100
7/64"	7/16"	1 13/16"	01-K 007	10	100
1/8"	15/32"	1 59/64"	01-K 008	10	100
9/64"	35/64"	2 3/64"	01-K 009	10	100
5/32"	35/64"	2 11/64"	01-K 010	10	100
11/64"	5/8"	2 9/32"	01-K 011	10	100
3/16"	11/16"	2 7/16"	01-K 012	10	100
13/64"	11/16"	2 7/16"	01-K 013	10	100
7/32"	3/4"	2 19/32"	01-K 014	10	100
15/64"	3/4"	2 19/32"	01-K 015	10	100
1/4"	53/64"	2 3/4"	01-K 016	10	100

Corresponding Rivet Sizes						
Drill Size	Rivet Size	Flute Length	Overall Length	Order No.	Std. Pkg.	Std. Ctn.
#51	0,067	25/64"	1 11/16"	01-K 151	10	100
#40	0,098	7/16"	1 13/16"	01-K 140	10	100
#30	0,1285	35/64"	2 3/64"	01-K 130	10	100
#20	0,161	5/8"	2 9/32"	01-K 120	10	100
#10	0,1935	11/16"	2 7/16"	01-K 110	10	100
#1	0,228	3/4"	2 19/32"	01-K 101	10	100
F	0,257	1 7/64"	4 1/64"	01-K 206	10	100

1/2" SHANK DRILLS

Expands the size range capacity of a 1/2" portable drill chuck. Common flute and overall length for minimal adjustment during tool changes. Precision ground for a high degree of concentricity between shank and body diameter. Ideal for drilling low and medium tensile strength materials.


1000A / 1000F SERIES

HIGH SPEED STEEL

118° / 1/2" Reduced Shank

3-Flats on 1000F

Fractional / Bright & Black



1000A



1000F - 3-Flat Shank

Size	Flute Length	Overall Length	1000A Order No.	1000F Order No.
33/64"	3"	6"	1000A133	1000F133
17/32"	3"	6"	1000A134	1000F134
35/64"	3"	6"	1000A135	1000F135
9/16"	3"	6"	1000A136	1000F136
37/64"	3"	6"	1000A137	1000F137
19/32"	3"	6"	1000A138	1000F138
39/64"	3"	6"	1000A139	1000F139
5/8"	3"	6"	1000A140	1000F140
41/64"	3"	6"	1000A141	1000F141
21/32"	3"	6"	1000A142	1000F142
43/64"	3"	6"	1000A143	1000F143
11/16"	3"	6"	1000A144	1000F144
45/64"	3"	6"	1000A145	1000F145
23/32"	3"	6"	1000A146	1000F146
47/64"	3"	6"	1000A147	1000F147
3/4"	3"	6"	1000A148	1000F148
49/64"	3"	6"	1000A149	1000F149
25/32"	3"	6"	1000A150	1000F150
51/64"	3"	6"	1000A151	1000F151
13/16"	3"	6"	1000A152	1000F152
53/64"	3"	6"	1000A153	1000F153
27/32"	3"	6"	1000A154	1000F154
55/64"	3"	6"	1000A155	1000F155
7/8"	3"	6"	1000A156	1000F156
57/64"	3"	6"	1000A157	1000F157
29/32"	3"	6"	1000A158	1000F158
59/64"	3"	6"	1000A159	1000F159

Size	Flute Length	Overall Length	1000A Order No.	1000F Order No.
15/16"	3"	6"	1000A160	1000F160
61/64"	3"	6"	1000A161	1000F161
31/32"	3"	6"	1000A162	1000F162
63/64"	3"	6"	1000A163	1000F163
1"	3"	6"	1000A164	1000F164
1-1/64"	3"	6"	1000A201	-
1-1/32"	3"	6"	1000A202	1000F202
1-3/64"	3"	6"	1000A203	-
1-1/16"	3"	6"	1000A204	1000F204
1-5/64"	3"	6"	1000A205	-
1-3/32"	3"	6"	1000A206	1000F206
1-7/64"	3"	6"	1000A207	-
1-1/8"	3"	6"	1000A208	1000F208
1-9/64"	3"	6"	1000A209	-
1-5/32"	3"	6"	1000A210	1000F210
1-11/64"	3"	6"	1000A211	-
1-3/16"	3"	6"	1000A212	1000F212
1-13/64"	3"	6"	1000A213	-
1-7/32"	3"	6"	1000A214	1000F214
1-15/64"	3"	6"	1000A215	-
1-1/4"	3"	6"	1000A216	1000F216
1-9/32"	3"	6"	1000A218	-
1-5/16"	3"	6"	1000A220	1000F220
1-3/8"	3"	6"	1000A224	1000F224
1-7/16"	3"	6"	1000A228	1000F228
1-1/2"	3"	6"	1000A232	1000F232

1 per pack

Corresponding Sets		
No. of Pcs.	Description	Order No.
1000A Series 1/2" Shank S&D Drill Sets		
5	9/16" - 1" by 8 ^{ths}	1000A5
8	9/16" - 1" by 16 ^{ths}	1000A8
32	STAND 1/2" - 1" by 64 ^{ths} W/DRILLS	1000A32

Corresponding Sets		
No. of Pcs.	Description	Order No.
1000F Series 1/2" Shank S&D Drill Sets		
5	9/16" - 1" by 8 ^{ths}	1000F5
8	9/16" - 1" by 16 ^{ths}	1000F8
32	STAND 1/2" - 1" by 64 ^{ths} W/DRILLS	1000F32



1000A8

**S&D
1/2" SHANK DRILLS**

1000E SERIES

HIGH SPEED STEEL

118° Split Point / 3-Flats, Reduced Shank
Fractional / Bright & Black



1000E

Size	Flute Length	Overall Length	1000E Order No.
33/64"	3"	6"	1000E133
17/32"	3"	6"	1000E134
35/64"	3"	6"	1000E135
9/16"	3"	6"	1000E136
37/64"	3"	6"	1000E137
19/32"	3"	6"	1000E138
39/64"	3"	6"	1000E139
5/8"	3"	6"	1000E140
41/64"	3"	6"	1000E141
21/32"	3"	6"	1000E142
43/64"	3"	6"	1000E143
11/16"	3"	6"	1000E144
45/64"	3"	6"	1000E145
23/32"	3"	6"	1000E146
47/64"	3"	6"	1000E147
3/4"	3"	6"	1000E148
49/64"	3"	6"	1000E149
25/32"	3"	6"	1000E150
51/64"	3"	6"	1000E151
13/16"	3"	6"	1000E152
53/64"	3"	6"	1000E153
27/32"	3"	6"	1000E154
55/64"	3"	6"	1000E155
7/8"	3"	6"	1000E156
57/64"	3"	6"	1000E157
29/32"	3"	6"	1000E158
59/64"	3"	6"	1000E159
15/16"	3"	6"	1000E160
61/64"	3"	6"	1000E161
31/32"	3"	6"	1000E162
63/64"	3"	6"	1000E163
1"	3"	6"	1000E164

Size	Flute Length	Overall Length	1000E Order No.
1-1/64"	3"	6"	1000E201
1-1/32"	3"	6"	1000E202
1-3/64"	3"	6"	1000E203
1-1/16"	3"	6"	1000E204
1-5/64"	3"	6"	1000E205
1-3/32"	3"	6"	1000E206
1-7/64"	3"	6"	1000E207
1-1/8"	3"	6"	1000E208
1-9/64"	3"	6"	1000E209
1-5/32"	3"	6"	1000E210
1-11/64"	3"	6"	1000E211
1-3/16"	3"	6"	1000E212
1-13/64"	3"	6"	1000E213
1-7/32"	3"	6"	1000E214
1-15/64"	3"	6"	1000E215
1-1/4"	3"	6"	1000E216
1-17/64"	3"	6"	1000E217
1-9/32"	3"	6"	1000E218
1-19/64"	3"	6"	1000E219
1-5/16"	3"	6"	1000E220
1-21/64"	3"	6"	1000E221
1-11/32"	3"	6"	1000E222
1-23/64"	3"	6"	1000E223
1-3/8"	3"	6"	1000E224
1-25/64"	3"	6"	1000E225
1-13/32"	3"	6"	1000E226
1-27/64"	3"	6"	1000E227
1-7/16"	3"	6"	1000E228
1-29/64"	3"	6"	1000E229
1-15/32"	3"	6"	1000E230
1-31/64"	3"	6"	1000E231
1-1/2"	3"	6"	1000E232

Corresponding Sets		
No. of Pcs.	Description	Order No.
1000E Series 1/2" Shank S&D Drill Sets		
5	9/16" - 1" by 8 ^{ths}	1000E5
8	9/16" - 1" by 16 ^{ths}	1000E8
32	STAND 1/2" - 1" by 64 ^{ths} W/DRILLS	1000E32



1000E8

S&D 1/2" SHANK DRILLS

Nitro® drills offer superior performance over conventional HSS drills. 118° Split Point reduces walking at the drill point and makes these drills ideal for both hand held and CNC Operations.

- ▷ Their heavy-duty construction increases tool life and performance
- ▷ Black & Gold surface treatment for maximum lubricity
- ▷ Usable in a wide range of materials including difficult to machine materials such as stainless steel
- ▷ S&D drills expand the size range capacity of a 1/2" portable drill chuck
- ▷ All sizes are individually packaged

NITRO

1000N SERIES

HIGH SPEED STEEL

118° Split Point / 1/2" Reduced Shank / 3-Flat Shank
Fractional / Black Oxide



1000N

Size	Flute Length	Overall Length	1000N Order No.
33/64"	3"	6"	1000N133
17/32"	3"	6"	1000N134
35/64"	3"	6"	1000N135
9/16"	3"	6"	1000N136
37/64"	3"	6"	1000N137
19/32"	3"	6"	1000N138
39/64"	3"	6"	1000N139
5/8"	3"	6"	1000N140
41/64"	3"	6"	1000N141
21/32"	3"	6"	1000N142
43/64"	3"	6"	1000N143
11/16"	3"	6"	1000N144
45/64"	3"	6"	1000N145
23/32"	3"	6"	1000N146
47/64"	3"	6"	1000N147
3/4"	3"	6"	1000N148

Size	Flute Length	Overall Length	1000N Order No.
49/64"	3"	6"	1000N149
25/32"	3"	6"	1000N150
51/64"	3"	6"	1000N151
13/16"	3"	6"	1000N152
53/64"	3"	6"	1000N153
27/32"	3"	6"	1000N154
55/64"	3"	6"	1000N155
7/8"	3"	6"	1000N156
57/64"	3"	6"	1000N157
29/32"	3"	6"	1000N158
59/64"	3"	6"	1000N159
15/16"	3"	6"	1000N160
61/64"	3"	6"	1000N161
31/32"	3"	6"	1000N162
63/64"	3"	6"	1000N163
1"	3"	6"	1000N164

Corresponding Sets		
No. of Pcs.	Description	Order No.
1000N Series 1/2" Shank S&D Drill Sets		
5	9/16" - 1" by 8 ^{ths}	1000N5
8	9/16" - 1" by 16 ^{ths}	1000N8
32	STAND 1/2" - 1" by 64 ^{ths} W/DRILLS	1000N32



1000N32

S&D 1/2" SHANK DRILLS

General purpose flute design. All sizes have a 1/2" by 2-1/4" long shank. The maximum overall length is 6" and the flute length is 3". This makes them short drills in the larger sizes and thus well suited to use in portable electric drills equipped with 1/2" chucks. They are highly effective in tough, high tensile strength materials. The 135° split point reduces thrust and eliminates walking at the drill point.

▷ All sizes are individually packaged

1000EF SERIES

HIGH SPEED STEEL

135° Split Point / 3-Flats, Reduced Shank
Fractional / Black & Gold



1000EF

Size	Flute Length	Overall Length	1000EF Order No.
33/64"	3"	6"	1000EF133
17/32"	3"	6"	1000EF134
35/64"	3"	6"	1000EF135
9/16"	3"	6"	1000EF136
37/64"	3"	6"	1000EF137
19/32"	3"	6"	1000EF138
39/64"	3"	6"	1000EF139
5/8"	3"	6"	1000EF140
41/64"	3"	6"	1000EF141
21/32"	3"	6"	1000EF142
43/64"	3"	6"	1000EF143
11/16"	3"	6"	1000EF144
45/64"	3"	6"	1000EF145
23/32"	3"	6"	1000EF146
47/64"	3"	6"	1000EF147
3/4"	3"	6"	1000EF148
49/64"	3"	6"	1000EF149
25/32"	3"	6"	1000EF150
51/64"	3"	6"	1000EF151
13/16"	3"	6"	1000EF152
53/64"	3"	6"	1000EF153
27/32"	3"	6"	1000EF154
55/64"	3"	6"	1000EF155
7/8"	3"	6"	1000EF156

Size	Flute Length	Overall Length	1000EF Order No.
57/64"	3"	6"	1000EF157
29/32"	3"	6"	1000EF158
59/64"	3"	6"	1000EF159
15/16"	3"	6"	1000EF160
61/64"	3"	6"	1000EF161
31/32"	3"	6"	1000EF162
63/64"	3"	6"	1000EF163
1"	3"	6"	1000EF164
1-1/32"	3"	6"	1000EF202
1-1/16"	3"	6"	1000EF204
1-3/32"	3"	6"	1000EF206
1-1/8"	3"	6"	1000EF208
1-5/32"	3"	6"	1000EF210
1-3/16"	3"	6"	1000EF212
1-7/32"	3"	6"	1000EF214
1-1/4"	3"	6"	1000EF216
1-9/32"	3"	6"	1000EF218
1-5/16"	3"	6"	1000EF220
1-11/32"	3"	6"	1000EF222
1-3/8"	3"	6"	1000EF224
1-13/32"	3"	6"	1000EF226
1-7/16"	3"	6"	1000EF228
1-15/32"	3"	6"	1000EF230
1-1/2"	3"	6"	1000EF232

Corresponding Sets		
No. of Pcs.	Description	Order No.
1000EF Series 1/2" Shank S&D Drill Sets		
5	9/16" - 1" by 8 ^{ths}	1000EF5
8	9/16" - 1" by 16 ^{ths}	1000EF8
32	STAND 1/2" - 1" by 64 ^{ths} W/DRILLS	1000EF32



1000EF8

S&D REDUCED SHANK DRILLS

HSS S&D drills expand the size range capacity of a 1/2" drill chuck. By including a split-point and a 3-flats option, this style of drill is ideal for hand held drilling operations. The split-point reduces walking and the 3-flats keep the tool from rotating in the chuck.

- ▷ 1/2" reduced shank with 3-flats is ideal for hand held power tools
- ▷ Incorporating a reduced shank increases drilling diameter range
- ▷ Split-Point eliminates walking at the drill point

T9FHD SERIES HIGH SPEED STEEL

118° Split Point / 3-Flats on Shank
Black & Bronze Oxide



Size	Decimal Equivalent	Flute Length	Overall Length	T9FHD Packaging: Tube	
				Order No.	Pkg Qty
33/64"	.5156	3"	6"	094133	1
17/32"	.5312	3"	6"	094134	1
35/64"	.5469	3"	6"	094135	1
9/16"	.5625	3"	6"	094136	1
37/64"	.5781	3"	6"	094137	1
19/32"	.5938	3"	6"	094138	1
39/64"	.6094	3"	6"	094139	1
5/8"	.6250	3"	6"	094140	1
41/64"	.6406	3"	6"	094141	1
21/32"	.6562	3"	6"	094142	1
43/64"	.6719	3"	6"	094143	1
11/16"	.6875	3"	6"	094144	1
45/64"	.7031	3"	6"	094145	1
23/32"	.7188	3"	6"	094146	1
47/64"	.7344	3"	6"	094147	1
3/4"	.7500	3"	6"	094148	1
49/64"	.7656	3"	6"	094149	1
25/32"	.7812	3"	6"	094150	1
51/64"	.7969	3"	6"	094151	1
13/16"	.8125	3"	6"	094152	1
53/64"	.8281	3"	6"	094153	1
27/32"	.8438	3"	6"	094154	1
55/64"	.8594	3"	6"	094155	1
7/8"	.8750	3"	6"	094156	1
57/64"	.8906	3"	6"	094157	1
29/32"	.9062	3"	6"	094158	1
59/64"	.9219	3"	6"	094159	1
15/16"	.9375	3"	6"	094160	1
61/64"	.9531	3"	6"	094161	1
31/32"	.9688	3"	6"	094162	1
63/64"	.9844	3"	6"	094163	1
1"	1.0000	3"	6"	094164	1

T9F SERIES HIGH SPEED STEEL

118° Point / 3-Flats, Reduced Shank
Black & Bright Oxide



Size	Decimal Equivalent	Flute Length	Overall Length	T9F Packaging: Tube	
				Order No.	Pkg Qty
33/64"	.5156	3"	6"	092833	1
17/32"	.5312	3"	6"	092834	1
35/64"	.5469	3"	6"	092835	1
9/16"	.5625	3"	6"	092836	1
37/64"	.5781	3"	6"	092837	1
19/32"	.5938	3"	6"	092838	1
39/64"	.6094	3"	6"	092839	1
5/8"	.6250	3"	6"	092840	1
41/64"	.6406	3"	6"	092841	1
21/32"	.6562	3"	6"	092842	1
43/64"	.6719	3"	6"	092843	1
11/16"	.6875	3"	6"	092844	1
45/64"	.7031	3"	6"	092845	1
23/32"	.7188	3"	6"	092846	1
47/64"	.7344	3"	6"	092847	1
3/4"	.7500	3"	6"	092848	1
49/64"	.7656	3"	6"	092849	1
25/32"	.7812	3"	6"	092850	1
51/64"	.7969	3"	6"	092851	1
13/16"	.8125	3"	6"	092852	1
53/64"	.8281	3"	6"	092853	1
27/32"	.8438	3"	6"	092854	1
55/64"	.8594	3"	6"	092855	1
7/8"	.8750	3"	6"	092856	1
57/64"	.8906	3"	6"	092857	1
29/32"	.9062	3"	6"	092858	1
59/64"	.9219	3"	6"	092859	1
15/16"	.9375	3"	6"	092860	1
61/64"	.9531	3"	6"	092861	1
31/32"	.9688	3"	6"	092862	1
63/64"	.9844	3"	6"	092863	1
1"	1.0000	3"	6"	092864	1
1-1/32"	1.0312	3"	6"	092866	1
1-1/16"	1.0625	3"	6"	092868	1
1-3/32"	1.0938	3"	6"	092870	1
1-1/8"	1.1250	3"	6"	092872	1
1-5/32"	1.1562	3"	6"	092874	1
1-3/16"	1.1875	3"	6"	092876	1
1-7/32"	1.2188	3"	6"	092878	1
1-1/4"	1.2500	3"	6"	092880	1
1-5/16"	1.3125	3"	6"	092884	1
1-3/8"	1.3750	3"	6"	092888	1
1-7/16"	1.4375	3"	6"	092892	1
1-1/2"	1.5000	3"	6"	092896	1

Corresponding Sets

Style	Description	Pieces	Size Range	Order No.
T98F	Molded Case	8 Piece	9/16"-1" by 16 ^{ths}	090596
T98FHD	Molded Case	8 Piece	9/16"-1" by 16 ^{ths}	090595
T933FHD	Metal Stand	32 Piece	1/2"-1" by 64 ^{ths}	090593

S&D REDUCED SHANK DRILLS

T9 SERIES

HIGH SPEED STEEL

118° Point / Reduced Shank

Black & Bright Oxide



Size	Decimal Equivalent	Flute Length	Overall Length	T9 Packaging: Tube		T9 Packaging: Bulk	
				Order No.	Pkg Qty	Order No.	Pkg Qty
33/64"	.5156	3"	6"	091733	1	091733.20	25
17/32"	.5312	3"	6"	091734	1	091734.20	25
35/64"	.5469	3"	6"	091735	1	091735.20	25
9/16"	.5625	3"	6"	091736	1	091736.20	25
37/64"	.5781	3"	6"	091737	1	091737.20	25
19/32"	.5938	3"	6"	091738	1	091738.20	25
39/64"	.6094	3"	6"	091739	1	091739.20	25
5/8"	.6250	3"	6"	091740	1	091740.20	25
41/64"	.6406	3"	6"	091741	1	091741.20	25
21/32"	.6562	3"	6"	091742	1	091742.20	25
43/64"	.6719	3"	6"	091743	1	091743.20	25
11/16"	.6875	3"	6"	091744	1	091744.20	25
45/64"	.7031	3"	6"	091745	1	091745.20	25
23/32"	.7188	3"	6"	091746	1	091746.20	25
47/64"	.7344	3"	6"	091747	1	091747.20	25
3/4"	.7500	3"	6"	091748	1	091748.20	25
49/64"	.7656	3"	6"	091749	1	091749.20	25
25/32"	.7812	3"	6"	091750	1	091750.20	25
51/64"	.7969	3"	6"	091751	1	091751.20	25
13/16"	.8125	3"	6"	091752	1	091752.20	25
53/64"	.8281	3"	6"	091753	1	091753.20	25
27/32"	.8438	3"	6"	091754	1	091754.20	25
55/64"	.8594	3"	6"	091755	1	091755.20	25
7/8"	.8750	3"	6"	091756	1	091756.20	25
57/64"	.8906	3"	6"	091757	1	091757.20	25
29/32"	.9062	3"	6"	091758	1	091758.20	25
59/64"	.9219	3"	6"	091759	1	091759.20	25
15/16"	.9375	3"	6"	091760	1	091760.20	25
61/64"	.9531	3"	6"	091761	1	091761.20	25
31/32"	.9688	3"	6"	091762	1	091762.20	25
63/64"	.9844	3"	6"	091763	1	091763.20	25
1"	1.0000	3"	6"	091764	1	091764.20	25
1-1/64"	1.0156	3"	6"	091765	1	091765.20	25
1-1/32"	1.0312	3"	6"	091766	1	091766.20	25
1-3/64"	1.0469	3"	6"	091767	1	091767.20	25
1-1/16"	1.0625	3"	6"	091768	1	091768.20	25
1-3/32"	1.0938	3"	6"	091770	1	091770.20	25
1-1/8"	1.1250	3"	6"	091772	1	091772.20	25
1-5/32"	1.1562	3"	6"	091774	1	091774.20	25
1-3/16"	1.1875	3"	6"	091776	1	091776.20	25
1-7/32"	1.2188	3"	6"	091778	1	091778.20	25
1-1/4"	1.2500	3"	6"	091780	1	091780.20	25
1-9/32"	1.2812	3"	6"	091782	1	091782.20	25
1-5/16"	1.3125	3"	6"	091784	1	091784.20	25
1-3/8"	1.3750	3"	6"	091788	1	091788.20	25
1-7/16"	1.4375	3"	6"	091792	1	091792.20	25
1-1/2"	1.5000	3"	6"	091796	1	091796.20	25



T98FHD



T933

Corresponding Sets

Style	Description	Pieces	Size Range	Order No.
T98	Molded Case	8 Piece	9/16"-1" by 16 ^{ths}	090598
T933	Metal Stand	32 Piece	1/2"-1" by 64 ^{ths}	090599

S&D REDUCED SHANK DRILLS

S&D drills expand the size range capacity of a 1/2" drill chuck. By including a split-point and a 3-flats option, this style of drill is ideal for hand held drilling operations. The split-point reduces walking and the 3-flats keep the tool from rotating in the chuck.

- ▷ 1/2" reduced shank is ideal for hand held power tools
- ▷ Incorporating a reduced shank increases drilling diameter range
- ▷ Split-Point eliminates walking at the drill point
- ▷ Cobalt drills offer speeds and feeds of up to 30% faster than HSS drills
- ▷ All sizes are individually packaged

1000C SERIES

COBALT

118° Split Point / Reduced Shank
Fractional / Black & Gold



1000C

Size	Flute Length	Overall Length	1000C Order No.
33/64"	3"	6"	1000C133
17/32"	3"	6"	1000C134
35/64"	3"	6"	1000C135
9/16"	3"	6"	1000C136
37/64"	3"	6"	1000C137
19/32"	3"	6"	1000C138
39/64"	3"	6"	1000C139
5/8"	3"	6"	1000C140
41/64"	3"	6"	1000C141
21/32"	3"	6"	1000C142
43/64"	3"	6"	1000C143
11/16"	3"	6"	1000C144
45/64"	3"	6"	1000C145
23/32"	3"	6"	1000C146
47/64"	3"	6"	1000C147
3/4"	3"	6"	1000C148

Size	Flute Length	Overall Length	1000C Order No.
49/64"	3"	6"	1000C149
25/32"	3"	6"	1000C150
51/64"	3"	6"	1000C151
13/16"	3"	6"	1000C152
53/64"	3"	6"	1000C153
27/32"	3"	6"	1000C154
55/64"	3"	6"	1000C155
7/8"	3"	6"	1000C156
57/64"	3"	6"	1000C157
29/32"	3"	6"	1000C158
59/64"	3"	6"	1000C159
15/16"	3"	6"	1000C160
61/64"	3"	6"	1000C161
31/32"	3"	6"	1000C162
63/64"	3"	6"	1000C163
1"	3"	6"	1000C164

Corresponding Sets		
No. of Pcs.	Description	Order No.
1000C Series 1/2" Shank S&D Drill Sets		
5	9/16" - 1" by 8 ^{ths}	1000C5
8	9/16" - 1" by 16 ^{ths}	1000C8
32	STAND 1/2" - 1" by 64 ^{ths} W/DRILLS	1000C32



1000C8

S&D REDUCED SHANK DRILLS

SST+ 01-R SERIES

COBALT

135° Split Point / 3/8" Reduced Shank
Fractional / Bronze Oxide

For high tensile steel, fits in a 3/8" chuck

Our SST+ 3/8" reduced shank drill bits allow for the drilling of larger holes with drills that have a 3/8" chuck capacity. Their 135° self-centering split point allows for outstanding performance with much less pressure.

▷ Packaged in reusable plastic packaging.



Drill Size	Flute Length	Overall Length	Order No.	Std. Pkg.	Std. Ctn.
25/64"	3 7/16"	5 1/4"	01-R 225	5	50
13/32"	3 7/16"	5 1/4"	01-R 226	5	50
27/64"	3 11/16"	5 1/2"	01-R 227	5	50
7/16"	3 11/16"	5 9/16"	01-R 228	5	50
29/64"	3 11/16"	5 9/16"	01-R 229	5	50
15/32"	4"	5 15/16"	01-R 230	5	50
31/64"	4"	5 15/16"	01-R 231	5	50
1/2"	4"	5 15/16"	01-R 232	5	50
17/32"	4 13/16"	6 5/8"	01-R 234	5	50
9/16"	4 13/16"	6 5/8"	01-R 236	5	50
5/8"	5 3/16"	7 1/8"	01-R 240	5	50

For sizes smaller than 33/64", use our jobber's length drill bits.



SST+ 01-M SERIES

COBALT

135° Split point / 1/2" Reduced Shank
Fractional / Bronze Oxide

Three flats shank drill bits for hole diameters >1/2", fits in a 1/2" chuck

SST+ 1/2" S&D are heavy-duty large diameter drill bits for use in portable power drills, drill presses and magnetic base drills with 1/2" chuck capacity. Their extra hard tips allow for the drilling of many more holes between re-sharpenings. They are made with a cobalt blend for unmatched life and durability



Drill Size	Flute Length	Overall Length	Order No.	Std. Pkg.	Std. Ctn.
33/64"	3 1/8"	6"	01-M 533	1	10
17/32"	3 1/8"	6"	01-M 534	1	10
35/64"	3 1/8"	6"	01-M 535	1	10
9/16"	3 1/8"	6"	01-M 536	1	10
37/64"	3 1/8"	6"	01-M 537	1	10
19/32"	3 1/8"	6"	01-M 538	1	10
39/64"	3 1/8"	6"	01-M 539	1	10
5/8"	3 1/8"	6"	01-M 540	1	10
41/64"	3 1/8"	6"	01-M 541	1	10
21/32"	3 1/8"	6"	01-M 542	1	10
43/64"	3 1/8"	6"	01-M 543	1	10
11/16"	3 1/8"	6"	01-M 544	1	10
45/64"	3 1/8"	6"	01-M 545	1	10
23/32"	3 1/8"	6"	01-M 546	1	10
47/64"	3 1/8"	6"	01-M 547	1	10
3/4"	3 1/8"	6"	01-M 548	1	10
49/64"	3 1/8"	6"	01-M 549	1	10
25/32"	3 1/8"	6"	01-M 550	1	10
51/64"	3 1/8"	6"	01-M 551	1	10
13/16"	3 1/8"	6"	01-M 552	1	10
53/64"	3 1/8"	6"	01-M 553	1	10

Drill Size	Flute Length	Overall Length	Order No.	Std. Pkg.	Std. Ctn.
27/32"	3 1/8"	6"	01-M 554	1	10
55/64"	3 1/8"	6"	01-M 555	1	10
7/8"	3 1/8"	6"	01-M 556	1	10
57/64"	3 1/8"	6"	01-M 557	1	10
29/32"	3 1/8"	6"	01-M 558	1	10
59/64"	3 1/8"	6"	01-M 559	1	10
15/16"	3 1/8"	6"	01-M 560	1	10
61/64"	3 1/8"	6"	01-M 561	1	10
31/32"	3 1/8"	6"	01-M 562	1	10
63/64"	3 1/8"	6"	01-M 563	1	10
1"	3 1/8"	6"	01-M 600	1	10
1 1/16"	3 1/8"	6"	01-M 604	1	10
1 1/8"	3 1/8"	6"	01-M 608	1	10
1 3/16"	3 1/8"	6"	01-M 612	1	10
1 1/4"	3 1/8"	6"	01-M 616	1	10
1 5/16"	3 1/8"	6"	01-M 617	1	10
1 3/8"	3 1/8"	6"	01-M 618	1	10
1 7/16"	3 1/8"	6"	01-M 619	1	10
1 1/2"	3 1/8"	6"	01-M 620	1	10

For sizes smaller than 33/64", use our jobber's length drill bits.

S&D REDUCED SHANK DRILLS

T9C SERIES

COBALT


118° Split Point / Reduced Shank
Black & Gold Oxide



Size	Decimal Equivalent	Flute Length	Overall Length	T9FHD Packaging: Tube	
				Order No.	Pkg Qty
33/64"	.5156	3"	6"	092033	1
17/32"	.5312	3"	6"	092034	1
35/64"	.5469	3"	6"	092035	1
9/16"	.5625	3"	6"	092036	1
37/64"	.5781	3"	6"	092037	1
19/32"	.5938	3"	6"	092038	1
39/64"	.6094	3"	6"	092039	1
5/8"	.6250	3"	6"	092040	1
41/64"	.6406	3"	6"	092041	1
21/32"	.6562	3"	6"	092042	1
43/64"	.6719	3"	6"	092043	1
11/16"	.6875	3"	6"	092044	1
45/64"	.7031	3"	6"	092045	1
23/32"	.7188	3"	6"	092046	1
47/64"	.7344	3"	6"	092047	1
3/4"	.7500	3"	6"	092048	1
49/64"	.7656	3"	6"	092049	1
25/32"	.7812	3"	6"	092050	1
51/64"	.7969	3"	6"	092051	1
13/16"	.8125	3"	6"	092052	1
53/64"	.8281	3"	6"	092053	1
27/32"	.8438	3"	6"	092054	1
55/64"	.8594	3"	6"	092055	1
7/8"	.8750	3"	6"	092056	1
57/64"	.8906	3"	6"	092057	1
29/32"	.9062	3"	6"	092058	1
59/64"	.9219	3"	6"	092059	1
15/16"	.9375	3"	6"	092060	1
61/64"	.9531	3"	6"	092061	1
31/32"	.9688	3"	6"	092062	1
63/64"	.9844	3"	6"	092063	1
1"	1.0000	3"	6"	092064	1



Corresponding Sets				
Style	Description	Pieces	Size Range	Order No.
T98C	Molded Case	8 Piece	9/16" - 1" by 16 ^{ths}	090909



© triumphtwistdrill



REDUCED SHANK S&D DRILL

Expands the size range capacity of a 1/2" portable drill chuck. Common flute and overall length for minimal adjustment during tool changes. Precision ground for high degree of concentricity between shank and body diameter. Ideal for drilling in tough, high tensile strength materials. The 135° split point reduces thrust and eliminates walking at the drill point.

▷ All sizes are individually packaged

1000EC SERIES

COBALT

135° Split Point / Reduced Shank
Fractional / Bronze



1000EC

Size	Flute Length	Overall Length	1000EC Order No.
33/64"	3"	6"	1000EC133
17/32"	3"	6"	1000EC134
35/64"	3"	6"	1000EC135
9/16"	3"	6"	1000EC136
37/64"	3"	6"	1000EC137
19/32"	3"	6"	1000EC138
39/64"	3"	6"	1000EC139
5/8"	3"	6"	1000EC140
41/64"	3"	6"	1000EC141
21/32"	3"	6"	1000EC142
43/64"	3"	6"	1000EC143
11/16"	3"	6"	1000EC144
45/64"	3"	6"	1000EC145
23/32"	3"	6"	1000EC146
47/64"	3"	6"	1000EC147
3/4"	3"	6"	1000EC148
49/64"	3"	6"	1000EC149
25/32"	3"	6"	1000EC150
51/64"	3"	6"	1000EC151
13/16"	3"	6"	1000EC152
53/64"	3"	6"	1000EC153
27/32"	3"	6"	1000EC154
55/64"	3"	6"	1000EC155
7/8"	3"	6"	1000EC156

Size	Flute Length	Overall Length	1000EC Order No.
57/64"	3"	6"	1000EC157
29/32"	3"	6"	1000EC158
59/64"	3"	6"	1000EC159
15/16"	3"	6"	1000EC160
61/64"	3"	6"	1000EC161
31/32"	3"	6"	1000EC162
63/64"	3"	6"	1000EC163
1"	3"	6"	1000EC164
1-1/32"	3"	6"	1000EC202
1-1/16"	3"	6"	1000EC204
1-3/32"	3"	6"	1000EC206
1-1/8"	3"	6"	1000EC208
1-5/32"	3"	6"	1000EC210
1-3/16"	3"	6"	1000EC212
1-7/32"	3"	6"	1000EC214
1-1/4"	3"	6"	1000EC216
1-9/32"	3"	6"	1000EC218
1-5/16"	3"	6"	1000EC220
1-11/32"	3"	6"	1000EC222
1-3/8"	3"	6"	1000EC224
1-13/32"	3"	6"	1000EC226
1-7/16"	3"	6"	1000EC228
1-15/32"	3"	6"	1000EC230
1-1/2"	3"	6"	1000EC232

Corresponding Sets		
No. of Pcs.	Description	Order No.
1000EC Series 1/2" Shank S&D Drill Sets		
5	9/16" - 1" by 8 ^{ths}	1000EC5
8	9/16" - 1" by 16 ^{ths}	1000EC8
32	STAND 1/2" - 1" by 64 ^{ths} W/DRILLS	1000EC32



1000EC5

1/2" & 3/8" REDUCED SHANK DRILLS SETS



1000A8



1000N32

No. of Pieces	Brand	Material	Coating/Finish	Point Angle	Description	Order No.
1000EC Series 1/2" Shank S&D Drill Sets						
5	–	Cobalt	Bronze	135°	9/16" - 1" by 8 ^{ths}	1000EC5
8	–	Cobalt	Bronze	135°	9/16" - 1" by 16 ^{ths}	1000EC8
32	–	Cobalt	Bronze	135°	STAND 1/2" - 1" by 64 ^{ths} W/DRILLS	1000CE32
1000EF Series 1/2" Shank S&D Drill Sets						
5	–	High Speed Steel	Black & Gold	135°	9/16" - 1" by 8 ^{ths}	1000EF5
8	–	High Speed Steel	Black & Gold	135°	9/16" - 1" by 16 ^{ths}	1000EF8
32	–	High Speed Steel	Black & Gold	135°	STAND 1/2" - 1" by 64 ^{ths} W/DRILLS	1000EF32
1000E Series 1/2" Shank S&D Drill Sets						
5	–	High Speed Steel	Bright & Black	118°	9/16" - 1" by 8 ^{ths}	1000E5
8	–	High Speed Steel	Bright & Black	118°	9/16" - 1" by 16 ^{ths}	1000E8
32	–	High Speed Steel	Bright & Black	118°	STAND 1/2" - 1" by 64 ^{ths} W/DRILLS	1000E32
1035N & 1045N Series 3/8" Reduced Shank Drill Sets						
15	Nitro®	High Speed Steel	Black & Gold	135°	1/16" - 1/2" by 32 ^{nds}	1035N15
29	Nitro®	High Speed Steel	Black & Gold	135°	1/16" - 1/2" by 64 ^{ths}	1035N29
15	Nitro®	High Speed Steel	Black & Gold	135°	1/16" - 1/2" by 32 ^{nds}	1045N15
29	Nitro®	High Speed Steel	Black & Gold	135°	1/16" - 1/2" by 64 ^{ths}	1045N29

No. of Pieces	Brand	Material	Coating/Finish	Point Angle	Description	Order No.
1000N Series 1/2" Shank S&D Drill Sets						
5	Nitro®	High Speed Steel	Black & Gold	118°	9/16" - 1" by 8 ^{ths}	1000N5
8	Nitro®	High Speed Steel	Black & Gold	118°	9/16" - 1" by 16 ^{ths}	1000N8
32	Nitro®	High Speed Steel	Black & Gold	118°	STAND 1/2" - 1" by 64 ^{ths} W/DRILLS	1000N32
1000 Series 1/2" Shank S&D Drill Sets						
5	USA	High Speed Steel	Bright & Black	118°	9/16" - 1" by 8 ^{ths}	1000A5
8	USA	High Speed Steel	Bright & Black	118°	9/16" - 1" by 16 ^{ths}	1000A8
32	USA	High Speed Steel	Bright & Black	118°	STAND 1/2" - 1" by 64 ^{ths} W/DRILLS	1000A32
1000C Series 1/2" Shank S&D Drill Sets						
5	USA	Cobalt	Black & Gold	118°	9/16" - 1" by 8 ^{ths}	1000C5
8	USA	Cobalt	Black & Gold	118°	9/16" - 1" by 16 ^{ths}	1000C8
32	USA	Cobalt	Black & Gold	118°	STAND 1/2" - 1" by 64 ^{ths} W/DRILLS	1000C32
1000F Series 1/2" Shank S&D Drill Set						
5	USA	High Speed Steel	Bright & Black	118°	9/16" - 1" by 8 ^{ths}	1000F5
8	USA	High Speed Steel	Bright & Black	118°	9/16" - 1" by 16 ^{ths}	1000F8
32	USA	High Speed Steel	Bright & Black	118°	STAND 1/2" - 1" by 64 ^{ths} W/DRILLS	1000F32

TAPER LENGTH DRILLS

Straight shank taper length drills are standard for general purpose work in relatively deep holes. Shanks are the same diameter as the drill body.

▷ All sizes are individually packaged

900 SERIES

HIGH SPEED STEEL

118° Point / Straight Shank

Fractional / Black Oxide



900

Size	Flute Length	Overall Length	900 Order No.
1/4"	3-3/4"	6-1/8"	900A116
9/32"	3-7/8"	6-1/4"	900A118
5/16"	4"	6-3/8"	900A120
11/32"	4-1/8"	6-1/2"	900A122
23/64"	4-1/4"	6-3/4"	900A123
3/8"	4-1/4"	6-3/4"	900A124
25/64"	4-3/8"	7"	900A125
13/32"	4-3/8"	7"	900A126
27/64"	4-5/8"	7-1/4"	900A127
7/16"	4-5/8"	7-1/4"	900A128
29/64"	4-3/4"	7-1/2"	900A129
15/32"	4-3/4"	7-1/2"	900A130
31/64"	4-3/4"	7-3/4"	900A131
1/2"	4-3/4"	7-3/4"	900A132
33/64"	4-3/4"	8"	900A133
17/32"	4-3/4"	8"	900A134
35/64"	4-7/8"	8-1/4"	900A135
9/16"	4-7/8"	8-1/4"	900A136
37/64"	4-7/8"	8-3/4"	900A137
19/32"	4-7/8"	8-3/4"	900A138
39/64"	4-7/8"	8-3/4"	900A139
5/8"	4-7/8"	8-3/4"	900A140
41/64"	5-1/8"	9"	900A141

Size	Flute Length	Overall Length	900 Order No.
21/32"	5-1/8"	9"	900A142
43/64"	5-3/8"	9-1/4"	900A143
11/16"	5-3/8"	9-1/4"	900A144
45/64"	5-5/8"	9-1/2"	900A145
23/32"	5-5/8"	9-1/2"	900A146
47/64"	5-7/8"	9-3/4"	900A147
3/4"	5-7/8"	9-3/4"	900A148
49/64"	6"	9-7/8"	900A149
25/32"	6"	9-7/8"	900A150
51/64"	6-1/8"	10"	900A151
13/16"	6-1/8"	10"	900A152
53/64"	6-1/8"	10"	900A153
27/32"	6-1/8"	10"	900A154
55/64"	6-1/8"	10"	900A155
7/8"	6-1/8"	10"	900A156
57/64"	6-1/8"	10"	900A157
29/32"	6-1/8"	10"	900A158
59/64"	6-1/8"	10-3/4"	900A159
15/16"	6-1/8"	10-3/4"	900A160
61/64"	6-3/8"	11"	900A161
31/32"	6-3/8"	11"	900A162
63/64"	6-3/8"	11"	900A163
1"	6-3/8"	11"	900A164

AIRCRAFT EXTENSION DRILLS

6" AIRCRAFT EXTENSION DRILLS

Manufactured to NAS 907 Type B specifications, 135° split point, surface treated with jobber flute lengths for drilling holes in hard to reach places. Heavy-duty construction for portable or machine drilling in high tensile strength alloy steels.

- ▷ 135° Split Point reduces walking
- ▷ Extended length to drill hard to reach places
- ▷ Black Oxide surface treatment to improve performance

1100 SERIES

HIGH SPEED STEEL

135° Split Point / Straight Shank
Fractional / Black Oxide



1100

Size	Flute Length	Overall Length	1100 Order No.
1/16"	7/8"	6"	1100A104
5/64"	1"	6"	1100A105
3/32"	1-1/4"	6"	1100A106
7/64"	1-1/2"	6"	1100A107
1/8"	1-5/8"	6"	1100A108
9/64"	1-3/4"	6"	1100A109
5/32"	2"	6"	1100A110
11/64"	2-1/8"	6"	1100A111
3/16"	2-5/16"	6"	1100A112
13/64"	2-7/16"	6"	1100A113
7/32"	2-1/2"	6"	1100A114
15/64"	2-5/8"	6"	1100A115
1/4"	2-3/4"	6"	1100A116
17/64"	2-7/8"	6"	1100A117
9/32"	2-15/16"	6"	1100A118

Size	Flute Length	Overall Length	1100 Order No.
19/64"	3-1/16"	6"	1100A119
5/16"	3-3/16"	6"	1100A120
21/64"	3-5/16"	6"	1100A121
11/32"	3-7/16"	6"	1100A122
23/64"	3-1/2"	6"	1100A123
3/8"	3-5/8"	6"	1100A124
25/64"	3-3/4"	6"	1100A125
13/32"	3-7/8"	6"	1100A126
27/64"	3-15/16"	6"	1100A127
7/16"	4-1/16"	6"	1100A128
29/64"	4-3/16"	6"	1100A129
15/32"	4-5/16"	6"	1100A130
31/64"	4-3/8"	6"	1100A131
1/2"	4-1/2"	6"	1100A132

1/16" thru 1/2" - 6 per pack

1180 SERIES

HIGH SPEED STEEL

135° Split Point / Straight Shank
Number / Black Oxide



1180

Size	Flute Length	Overall Length	1180 Order No.
1	2-5/8"	6"	1180A001
2	2-5/8"	6"	1180A002
3	2-1/2"	6"	1180A003
4	2-1/2"	6"	1180A004
5	2-1/2"	6"	1180A005
6	2-1/2"	6"	1180A006
7	2-7/16"	6"	1180A007
8	2-7/16"	6"	1180A008
9	2-7/16"	6"	1180A009
10	2-7/16"	6"	1180A010
11	2-5/16"	6"	1180A011
12	2-5/16"	6"	1180A012
13	2-5/16"	6"	1180A013
14	2-3/16"	6"	1180A014
15	2-3/16"	6"	1180A015
16	2-3/16"	6"	1180A016
17	2-3/16"	6"	1180A017
18	2-1/8"	6"	1180A018
19	2-1/8"	6"	1180A019
20	2-1/8"	6"	1180A020

Size	Flute Length	Overall Length	1180 Order No.
21	2-1/8"	6"	1180A021
22	2"	6"	1180A022
23	2"	6"	1180A023
24	2"	6"	1180A024
25	1-7/8"	6"	1180A025
26	1-7/8"	6"	1180A026
27	1-7/8"	6"	1180A027
28	1-3/4"	6"	1180A028
29	1-3/4"	6"	1180A029
30	1-5/8"	6"	1180A030
31	1-5/8"	6"	1180A031
32	1-5/8"	6"	1180A032
33	1-1/2"	6"	1180A033
34	1-1/2"	6"	1180A034
35	1-1/2"	6"	1180A035
36	1-7/16"	6"	1180A036
37	1-7/16"	6"	1180A037
38	1-7/16"	6"	1180A038
39	1-3/8"	6"	1180A039
40	1-3/8"	6"	1180A040

#1 thru #40 - 6 per pack

6" AIRCRAFT EXTENSION DRILLS

Manufactured to NAS 907 Type B specifications, 135° split point, surface treated with jobber flute lengths for drilling holes in hard to reach places. Heavy-duty construction for portable or machine drilling in high tensile strength alloy steels.

- ▷ 135° Split Point reduces walking
- ▷ Extended length to drill hard to reach places
- ▷ Black Oxide surface treatment to improve performance

T6HH - BP6HH - T6WW SERIES

HIGH SPEED STEEL

135° Split Point

Black Oxide



Fractional				T6HH Packaging: Tube		T6HH Packaging: Bulk		BP6HH Packaging: Tube	
Size	Decimal Equivalent	Flute Length	Overall Length	Order No.	Pkg Qty	Order No.	Pkg Qty	Order No.	Pkg Qty
7/64"	.1094	1-1/2"	6"	057507	6	057507.20	144	057707	1
1/8"	.1250	1-5/8"	6"	057508	6	057508.20	144	057708	1
9/64"	.1406	1-3/4"	6"	057509	6	057509.20	144	057709	1
5/32"	.1562	2"	6"	057510	6	057510.20	144	057710	1
11/64"	.1719	2-1/8"	6"	057511	6	057511.20	144	057711	1
3/16"	.1875	2-5/16"	6"	057512	6	057512.20	144	057712	1
13/64"	.2031	2-7/16"	6"	057513	6	057513.20	144	057713	1
7/32"	.2188	2-1/2"	6"	057514	6	057514.20	144	057714	1
15/64"	.2344	2-5/8"	6"	057515	6	057515.20	144	057715	1
1/4"	.2500	2-3/4"	6"	057516	6	057516.20	144	057716	1
17/64"	.2656	2-7/8"	6"	057517	6	057517.20	144	057717	1
9/32"	.2812	2-15/16"	6"	057518	6	057518.20	144	057718	1
19/64"	.2969	3-1/16"	6"	057519	6	057519.20	144	057719	1
5/16"	.3125	3-3/16"	6"	057520	6	057520.20	144	057720	1
21/64"	.3281	3-5/16"	6"	057521	6	057521.20	144	057721	1
11/32"	.3438	3-7/16"	6"	057522	6	057522.20	144	057722	1
23/64"	.3594	3-1/2"	6"	057523	6	057523.20	144	057723	1
3/8"	.3750	3-5/8"	6"	057524	6	057524.20	144	057724	1
7/16"	.4375	4-1/16"	6"	057528	6	057528.20	144	057728	1
1/2"	.5000	4-1/2"	6"	057532	6	057532.20	144	057732	1

Number				T6WW Packaging: Tube	
Size	Decimal Equivalent	Flute Length	Overall Length	Order No.	Pkg Qty
2	.2210	2-5/8"	6"	057602	6
5	.2055	2-1/2"	6"	057605	6
6	.2040	2-1/2"	6"	057606	6
9	.1960	2-7/16"	6"	057609	6
10	.1935	2-7/16"	6"	057610	6
11	.1910	2-5/16"	6"	057611	6
18	.1695	2-1/8"	6"	057618	6
19	.1660	2-1/8"	6"	057619	6
20	.1610	2-1/8"	6"	057620	6
21	.1590	2-1/8"	6"	057621	6
25	.1495	1-7/8"	6"	057625	6
27	.1440	1-7/8"	6"	057627	6
29	.1360	1-3/4"	6"	057629	6
30	.1285	1-5/8"	6"	057630	6
33	.1130	1-1/2"	6"	057633	6
40	.0980	1-3/8"	6"	057640	6

Number				T6WW Packaging: Bulk	
Size	Decimal Equivalent	Flute Length	Overall Length	Order No.	Pkg Qty
20	.1610	2-1/8"	6"	057620.20	144
30	.1285	1-5/8"	6"	057630.20	144

12" AIRCRAFT EXTENSION DRILLS

1200 SERIES

HIGH SPEED STEEL

135° Split Point / Straight Shank
Fractional / Black Oxide



1200

Size	Flute Length	Overall Length	1200 Order No.
1/16"	7/8"	12"	1200A104
5/64"	1"	12"	1200A105
3/32"	1-1/4"	12"	1200A106
7/64"	1-1/2"	12"	1200A107
1/8"	1-5/8"	12"	1200A108
9/64"	1-3/4"	12"	1200A109
5/32"	2"	12"	1200A110
11/64"	2-1/8"	12"	1200A111
3/16"	2-5/16"	12"	1200A112
13/64"	2-7/16"	12"	1200A113
7/32"	2-1/2"	12"	1200A114
15/64"	2-5/8"	12"	1200A115
1/4"	2-3/4"	12"	1200A116
17/64"	2-7/8"	12"	1200A117
9/32"	2-15/16"	12"	1200A118

Size	Flute Length	Overall Length	1200 Order No.
19/64"	3-1/16"	12"	1200A119
5/16"	3-3/16"	12"	1200A120
21/64"	3-5/16"	12"	1200A121
11/32"	3-7/16"	12"	1200A122
23/64"	3-1/2"	12"	1200A123
3/8"	3-5/8"	12"	1200A124
25/64"	3-3/4"	12"	1200A125
13/32"	3-7/8"	12"	1200A126
27/64"	3-15/16"	12"	1200A127
7/16"	4-1/16"	12"	1200A128
29/64"	4-3/16"	12"	1200A129
15/32"	4-5/16"	12"	1200A130
31/64"	4-3/8"	12"	1200A131
1/2"	4-1/2"	12"	1200A132

1/16" thru 19/64" - 6 per pack, 5/16" thru 1/2" - 3 per pack

1280 SERIES

HIGH SPEED STEEL

135° Split Point / Straight Shank
Number / Black Oxide



1280

Size	Flute Length	Overall Length	1280 Order No.
1	2-5/8"	12"	1280A001
2	2-5/8"	12"	1280A002
3	2-1/2"	12"	1280A003
4	2-1/2"	12"	1280A004
5	2-1/2"	12"	1280A005
6	2-1/2"	12"	1280A006
7	2-7/16"	12"	1280A007
8	2-7/16"	12"	1280A008
9	2-7/16"	12"	1280A009
10	2-7/16"	12"	1280A010
11	2-5/16"	12"	1280A011
12	2-5/16"	12"	1280A012
13	2-5/16"	12"	1280A013
14	2-3/16"	12"	1280A014
15	2-3/16"	12"	1280A015
16	2-3/16"	12"	1280A016
17	2-3/16"	12"	1280A017
18	2-1/8"	12"	1280A018
19	2-1/8"	12"	1280A019
20	2-1/8"	12"	1280A020

Size	Flute Length	Overall Length	1280 Order No.
21	2-1/8"	12"	1280A021
22	2"	12"	1280A022
23	2"	12"	1280A023
24	2"	12"	1280A024
25	1-7/8"	12"	1280A025
26	1-7/8"	12"	1280A026
27	1-7/8"	12"	1280A027
28	1-3/4"	12"	1280A028
29	1-3/4"	12"	1280A029
30	1-5/8"	12"	1280A030
31	1-5/8"	12"	1280A031
32	1-5/8"	12"	1280A032
33	1-1/2"	12"	1280A033
34	1-1/2"	12"	1280A034
35	1-1/2"	12"	1280A035
36	1-7/16"	12"	1280A036
37	1-7/16"	12"	1280A037
38	1-7/16"	12"	1280A038
39	1-3/8"	12"	1280A039
40	1-3/8"	12"	1280A040

#1 thru #40 - 6 per pack

12" AIRCRAFT EXTENSION DRILLS

T12HH - BP12HH - T12WW SERIES

HIGH SPEED STEEL

135° Split Point
Black Oxide



Size	Decimal Equivalent	Flute Length	Overall Length	T12HH Packaging: Tube	
				Order No.	Pkg Qty
5/64"	.0781	1"	12"	058505	6
3/32"	.0938	1-1/4"	12"	058506	6
7/64"	.1094	1-1/2"	12"	058507	6
1/8"	.1250	1-5/8"	12"	058508	6
9/64"	.1406	1-3/4"	12"	058509	6
5/32"	.1562	2"	12"	058510	6
11/64"	.1719	2-1/8"	12"	058511	6
3/16"	.1875	2-5/16"	12"	058512	6
7/32"	.2188	2-1/2"	12"	058514	6
1/4"	.2500	2-3/4"	12"	058516	6
17/64"	.2656	2-7/8"	12"	058517	6
9/32"	.2812	2-15/16"	12"	058518	6
19/64"	.2969	3-1/16"	12"	058519	6
5/16"	.3125	3-3/16"	12"	058520	3
11/32"	.3438	3-7/16"	12"	058522	3
3/8"	.3750	3-5/8"	12"	058524	3
13/32"	.4062	3-7/8"	12"	058526	3
7/16"	.4375	4-1/16"	12"	058528	3
15/32"	.4688	4-5/16"	12"	058530	3
1/2"	.5000	4-1/2"	12"	058532	3

Size	Decimal Equivalent	Flute Length	Overall Length	T12WW Packaging: Tube	
				Order No.	Pkg Qty
1	.2280	2-5/8"	12"	058601	6
7	.2010	2-7/16"	12"	058607	6
10	.1935	2-7/16"	12"	058610	6
11	.1910	2-5/16"	12"	058611	6
17	.1730	2-3/16"	12"	058617	6
20	.1610	2-1/8"	12"	058620	6
30	.1285	1-5/8"	12"	058630	6
40	.0980	1-3/8"	12"	058640	6

Size	Decimal Equivalent	Flute Length	Overall Length	BP12HH Packaging: Tube	
				Order No.	Pkg Qty
1/8"	.1250	1-5/8"	12"	058408	1
3/16"	.1875	2-5/16"	12"	058412	1
1/4"	.2500	2-3/4"	12"	058416	1
5/16"	.3125	3-3/16"	12"	058420	1
3/8"	.3750	3-5/8"	12"	058424	1
7/16"	.4375	4-1/16"	12"	058428	1
1/2"	.5000	4-1/2"	12"	058432	1

6" AIRCRAFT EXTENSION DRILLS

Manufactured to NAS 907 Type J specifications, 135° split point, surface treated with jobber flute lengths for drilling holes in hard to reach places. Heavy-duty construction for portable or machine drilling in high tensile strength alloy steels, stainless steels, titanium, and other difficult to machine materials.

1100C SERIES

COBALT

135° Split Point / Straight Shank
Fractional / Bronze



1100C

Size	Flute Length	Overall Length	1100C Order No.
1/16"	7/8"	6"	1100C104
5/64"	1"	6"	1100C105
3/32"	1-1/4"	6"	1100C106
7/64"	1-1/2"	6"	1100C107
1/8"	1-5/8"	6"	1100C108
9/64"	1-3/4"	6"	1100C109
5/32"	2"	6"	1100C110
11/64"	2-1/8"	6"	1100C111

Size	Flute Length	Overall Length	1100C Order No.
3/16"	2-5/16"	6"	1100C112
13/64"	2-7/16"	6"	1100C113
7/32"	2-1/2"	6"	1100C114
15/64"	2-5/8"	6"	1100C115
1/4"	2-3/4"	6"	1100C116
9/32"	2-15/16"	6"	1100C118
5/16"	3-3/16"	6"	1100C120
3/8"	3-5/8"	6"	1100C124

1180C SERIES

COBALT

135° Split Point / Straight Shank
Number / Bronze



1180C

Size	Flute Length	Overall Length	1180C Order No.
1	2-5/8"	6"	1180C001
2	2-5/8"	6"	1180C002
3	2-1/2"	6"	1180C003
4	2-1/2"	6"	1180C004
5	2-1/2"	6"	1180C005
6	2-1/2"	6"	1180C006
7	2-7/16"	6"	1180C007
8	2-7/16"	6"	1180C008
9	2-7/16"	6"	1180C009
10	2-7/16"	6"	1180C010
11	2-5/16"	6"	1180C011
12	2-5/16"	6"	1180C012
13	2-5/16"	6"	1180C013
14	2-3/16"	6"	1180C014
15	2-3/16"	6"	1180C015
16	2-3/16"	6"	1180C016
17	2-3/16"	6"	1180C017
18	2-1/8"	6"	1180C018
19	2-1/8"	6"	1180C019
20	2-1/8"	6"	1180C020

Size	Flute Length	Overall Length	1180C Order No.
21	2-1/8"	6"	1180C021
22	2"	6"	1180C022
23	2"	6"	1180C023
24	2"	6"	1180C024
25	1-7/8"	6"	1180C025
26	1-7/8"	6"	1180C026
27	1-7/8"	6"	1180C027
28	1-3/4"	6"	1180C028
29	1-3/4"	6"	1180C029
30	1-5/8"	6"	1180C030
31	1-5/8"	6"	1180C031
32	1-5/8"	6"	1180C032
33	1-1/2"	6"	1180C033
34	1-1/2"	6"	1180C034
35	1-1/2"	6"	1180C035
36	1-7/16"	6"	1180C036
37	1-7/16"	6"	1180C037
38	1-7/16"	6"	1180C038
39	1-3/8"	6"	1180C039
40	1-3/8"	6"	1180C040

1/16" thru 3/8" - 6 per pack, #1 thru #40 - 6 per pack

12" AIRCRAFT EXTENSION DRILLS

1200C SERIES

COBALT

135° Split Point / Straight Shank
Fractional / Bronze



1200C

Size	Flute Length	Overall Length	1200C Order No.
1/16"	7/8"	12"	1200C104
5/64"	1"	12"	1200C105
3/32"	1-1/4"	12"	1200C106
7/64"	1-1/2"	12"	1200C107
1/8"	1-5/8"	12"	1200C108
9/64"	1-3/4"	12"	1200C109
5/32"	2"	12"	1200C110
11/64"	2-1/8"	12"	1200C111
3/16"	2-5/16"	12"	1200C112
13/64"	2-7/16"	12"	1200C113
7/32"	2-1/2"	12"	1200C114
15/64"	2-5/8"	12"	1200C115
1/4"	2-3/4"	12"	1200C116
17/64"	2-7/8"	12"	1200C117
9/32"	2-15/16"	12"	1200C118

Size	Flute Length	Overall Length	1200C Order No.
19/64"	3-1/16"	12"	1200C119
5/16"	3-3/16"	12"	1200C120
21/64"	3-5/16"	12"	1200C121
11/32"	3-7/16"	12"	1200C122
23/64"	3-1/2"	12"	1200C123
3/8"	3-5/8"	12"	1200C124
25/64"	3-3/4"	12"	1200C125
13/32"	3-7/8"	12"	1200C126
27/64"	3-15/16"	12"	1200C127
7/16"	4-1/16"	12"	1200C128
29/64"	4-3/16"	12"	1200C129
15/32"	4-5/16"	12"	1200C130
31/64"	4-3/8"	12"	1200C131
1/2"	4-1/2"	12"	1200C132

1/16" thru 19/64" - 6 per pack, 5/16" thru 1/2" - 3 per pack

1280C SERIES

COBALT

135° Split Point / Straight Shank
Number / Bronze



1280C

Size	Flute Length	Length	1280C Order No.
1	2-5/8"	12"	1280C001
2	2-5/8"	12"	1280C002
3	2-1/2"	12"	1280C003
4	2-1/2"	12"	1280C004
5	2-1/2"	12"	1280C005
6	2-1/2"	12"	1280C006
7	2-7/16"	12"	1280C007
8	2-7/16"	12"	1280C008
9	2-7/16"	12"	1280C009
10	2-7/16"	12"	1280C010
11	2-5/16"	12"	1280C011
12	2-5/16"	12"	1280C012
13	2-5/16"	12"	1280C013
14	2-3/16"	12"	1280C014
15	2-3/16"	12"	1280C015
16	2-3/16"	12"	1280C016
17	2-3/16"	12"	1280C017
18	2-1/8"	12"	1280C018
19	2-1/8"	12"	1280C019
20	2-1/8"	12"	1280C020

Size	Flute Length	Overall Length	1280C Order No.
21	2-1/8"	12"	1280C021
22	2"	12"	1280C022
23	2"	12"	1280C023
24	2"	12"	1280C024
25	1-7/8"	12"	1280C025
26	1-7/8"	12"	1280C026
27	1-7/8"	12"	1280C027
28	1-3/4"	12"	1280C028
29	1-3/4"	12"	1280C029
30	1-5/8"	12"	1280C030
31	1-5/8"	12"	1280C031
32	1-5/8"	12"	1280C032
33	1-1/2"	12"	1280C033
34	1-1/2"	12"	1280C034
35	1-1/2"	12"	1280C035
36	1-7/16"	12"	1280C036
37	1-7/16"	12"	1280C037
38	1-7/16"	12"	1280C038
39	1-3/8"	12"	1280C039
40	1-3/8"	12"	1280C040

#1 thru #40 - 6 per pack

EXTRA LENGTH DRILLS

8" EXTRA LENGTH DRILLS

Because of the inaccessibility or the extreme depth of a hole, it is often found that even long series drills are not long enough. The drilling of such holes generally requires the use of an Extra Length Drill. The drills are made with a general purpose flute design which will perform well under the widest range of operating conditions and materials.

1308 SERIES

HIGH SPEED STEEL

118° Point / Straight Shank
Fractional / Black Oxide



1308

Size	Flute Length	Overall Length	1308 Order No.
1/8"	6"	8"	1308A108
9/64"	6"	8"	1308A109
5/32"	6"	8"	1308A110
11/64"	6"	8"	1308A111
3/16"	6"	8"	1308A112
13/64"	6"	8"	1308A113
7/32"	6"	8"	1308A114
15/64"	6"	8"	1308A115
1/4"	6"	8"	1308A116
17/64"	6"	8"	1308A117
9/32"	6"	8"	1308A118
19/64"	6"	8"	1308A119
5/16"	6"	8"	1308A120

Size	Flute Length	Overall Length	1308 Order No.
21/64"	6"	8"	1308A121
11/32"	6"	8"	1308A122
23/64"	6"	8"	1308A123
3/8"	6"	8"	1308A124
25/64"	6"	8"	1308A125
13/32"	6"	8"	1308A126
27/64"	6"	8"	1308A127
7/16"	6"	8"	1308A128
29/64"	6"	8"	1308A129
15/32"	6"	8"	1308A130
31/64"	6"	8"	1308A131
1/2"	6"	8"	1308A132

1 per pack

12" EXTRA LENGTH DRILLS

1312 / 1312R SERIES

HIGH SPEED STEEL

118° Point / Straight & Reduced Shanks
Fractional / Black Oxide



1312 - Straight Shank



1312R - 1/2" Reduced Shank

Size	Flute Length	Overall Length	1312 Order No.
1/8"	9"	12"	1312A108
9/64"	9"	12"	1312A109
5/32"	9"	12"	1312A110
11/64"	9"	12"	1312A111
3/16"	9"	12"	1312A112
13/64"	9"	12"	1312A113
7/32"	9"	12"	1312A114
15/64"	9"	12"	1312A115
1/4"	9"	12"	1312A116
17/64"	9"	12"	1312A117
9/32"	9"	12"	1312A118
19/64"	9"	12"	1312A119
5/16"	9"	12"	1312A120
21/64"	9"	12"	1312A121
11/32"	9"	12"	1312A122
23/64"	9"	12"	1312A123
3/8"	9"	12"	1312A124
25/64"	9"	12"	1312A125
13/32"	9"	12"	1312A126
27/64"	9"	12"	1312A127
7/16"	9"	12"	1312A128

Size	Flute Length	Overall Length	1312 Order No.	1312R Order No.
29/64"	9"	12"	1312A129	-
15/32"	9"	12"	1312A130	-
31/64"	9"	12"	1312A131	-
1/2"	9"	12"	1312A132	-
33/64"	9"	12"	1312A133	1312AR133
17/32"	9"	12"	1312A134	1312AR134
35/64"	9"	12"	1312A135	1312AR135
9/16"	9"	12"	1312A136	1312AR136
37/64"	9"	12"	1312A137	1312AR137
19/32"	9"	12"	1312A138	1312AR138
39/64"	9"	12"	1312A139	1312AR139
5/8"	9"	12"	1312A140	1312AR140
41/64"	9"	12"	1312A141	1312AR141
21/32"	9"	12"	1312A142	1312AR142
43/64"	9"	12"	1312A143	1312AR143
11/16"	9"	12"	1312A144	1312AR144
45/64"	9"	12"	1312A145	1312AR145
23/32"	9"	12"	1312A146	1312AR146
47/64"	9"	12"	1312A147	1312AR147
3/4"	9"	12"	1312A148	1312AR148

1 per pack

12" EXTRA LENGTH DRILLS

T1290 SERIES
HIGH SPEED STEEL
 118° Point
 Bright Finish



Size	Decimal Equivalent	Flute Length	Overall Length	T1290 Packaging: Tube	
				Order No.	Pkg Qty
1/8"	.1250	9"	12"	059808	1
5/32"	.1562	9"	12"	059810	1
3/16"	.2031	9"	12"	059812	1
7/32"	.2188	9"	12"	059814	1
1/4"	.2500	9"	12"	059816	1
9/32"	.2812	9"	12"	059818	1
5/16"	.3125	9"	12"	059820	1
11/32"	.3438	9"	12"	059822	1
3/8"	.3750	9"	12"	059824	1
13/32"	.4062	9"	12"	059826	1
7/16"	.4375	9"	12"	059828	1
15/32"	.4688	9"	12"	059830	1
1/2"	.5000	9"	12"	059832	1
17/32"*	.5312	9"	12"	059834	1
9/16"*	.5625	9"	12"	059836	1
5/8"*	.6250	9"	12"	059840	1

* Black oxide

18" EXTRA LENGTH DRILLS

T1813 SERIES
HIGH SPEED STEEL
 118° Split Point
 Bright Finish



Size	Decimal Equivalent	Flute Length	Overall Length	T1813 Packaging: Tube	
				Order No.	Pkg Qty
1/4	.2500	13"	18"	059916	1
5/16	.3125	13"	18"	059920	1
3/8	.3750	13"	18"	059924	1
7/16	.4375	13"	18"	059928	1
1/2	.5000	13"	18"	059932	1
9/16*	.6250	13"	18"	059936	1
5/8*	.6250	13"	18"	059940	1

* Black oxide

18" EXTRA LENGTH DRILLS

1318 / 1318R SERIES
HIGH SPEED STEEL
 118° Point / Straight & Reduced Shanks
 Fractional / Black Oxide



1318 - Straight Shank



1318R - 1/2" Reduced Shank

Size	Flute Length	Overall Length	1318 Order No.
1/4"	13"	18"	1318A116
17/64"	13"	18"	1318A117
9/32"	13"	18"	1318A118
19/64"	13"	18"	1318A119
5/16"	13"	18"	1318A120
21/64"	13"	18"	1318A121
11/32"	13"	18"	1318A122
23/64"	13"	18"	1318A123
3/8"	13"	18"	1318A124
25/64"	13"	18"	1318A125
13/32"	13"	18"	1318A126
27/64"	13"	18"	1318A127
7/16"	13"	18"	1318A128
29/64"	13"	18"	1318A129
15/32"	13"	18"	1318A130
31/64"	13"	18"	1318A131
1/2"	13"	18"	1318A132

Size	Flute Length	Overall Length	1318 Order No.	1318R Order No.
33/64"	13"	18"	1318A133	1318AR133
17/32"	13"	18"	1318A134	1318AR134
35/64"	13"	18"	1318A135	1318AR135
9/16"	13"	18"	1318A136	1318AR136
37/64"	13"	18"	1318A137	1318AR137
19/32"	13"	18"	1318A138	1318AR138
39/64"	13"	18"	1318A139	1318AR139
5/8"	13"	18"	1318A140	1318AR140
21/32"	13"	18"	1318A142	1318AR142
11/16"	13"	18"	1318A144	1318AR144
23/32"	13"	18"	1318A146	1318AR146
3/4"	13"	18"	1318A148	1318AR148
25/32"	13"	18"	1318A150	1318AR150
13/16"	13"	18"	1318A152	1318AR152
27/32"	13"	18"	1318A154	1318AR154
7/8"	13"	18"	1318A156	1318AR156
29/32"	13"	18"	1318A158	1318AR158
15/16"	13"	18"	1318A160	1318AR160
31/32"	13"	18"	1318A162	1318AR162
1"	13"	18"	1318A164	1318AR164

1 per pack

GENERAL PURPOSE TAPER SHANK DRILLS

For general purpose use in a wide range of materials.

1400 – American Standard Taper Shanks / 1450 – Smaller than normal Taper Shanks / 1475 – Larger than normal Taper Shanks

▷ All sizes are individually packaged

1400 SERIES

HIGH SPEED STEEL

118° Point / Taper Shank
Fractional / Black Oxide



1400

Size	Morse Taper	Flute Length	Overall Length	1400 Order No.
1/8"	1	1-7/8"	5-1/8"	1400A108
9/64"	1	2-1/8"	5-3/8"	1400A109
5/32"	1	2-1/8"	5-3/8"	1400A110
11/64"	1	2-1/2"	5-3/4"	1400A111
3/16"	1	2-1/2"	5-3/4"	1400A112
13/64"	1	2-3/4"	6"	1400A113
7/32"	1	2-3/4"	6"	1400A114
15/64"	1	2-7/8"	6-1/8"	1400A115
1/4"	1	2-7/8"	6-1/8"	1400A116
17/64"	1	3"	6-1/4"	1400A117
9/32"	1	3"	6-1/4"	1400A118
19/64"	1	3-1/8"	6-3/8"	1400A119
5/16"	1	3-1/8"	6-3/8"	1400A120
21/64"	1	3-1/4"	6-1/2"	1400A121
11/32"	1	3-1/4"	6-1/2"	1400A122
23/64"	1	3-1/2"	6-3/4"	1400A123
3/8"	1	3-1/2"	6-3/4"	1400A124
25/64"	1	3-5/8"	7"	1400A125
13/32"	1	3-5/8"	7"	1400A126
27/64"	1	3-7/8"	7-1/4"	1400A127
7/16"	1	3-7/8"	7-1/4"	1400A128
29/64"	1	4-1/8"	7-1/2"	1400A129
15/32"	1	4-1/8"	7-1/2"	1400A130
31/64"	2	4-3/8"	8-1/4"	1400A131
1/2"	2	4-3/8"	8-1/4"	1400A132
33/64"	2	4-5/8"	8-1/2"	1400A133
17/32"	2	4-5/8"	8-1/2"	1400A134
35/64"	2	4-7/8"	8-3/4"	1400A135
9/16"	2	4-7/8"	8-3/4"	1400A136
37/64"	2	4-7/8"	8-3/4"	1400A137
19/32"	2	4-7/8"	8-3/4"	1400A138
39/64"	2	4-7/8"	8-3/4"	1400A139
5/8"	2	4-7/8"	8-3/4"	1400A140
41/64"	2	5-1/8"	9"	1400A141
21/32"	2	5-1/8"	9"	1400A142
43/64"	2	5-3/8"	9-1/4"	1400A143
11/16"	2	5-3/8"	9-1/4"	1400A144
45/64"	2	5-5/8"	9-1/2"	1400A145
23/32"	2	5-5/8"	9-1/2"	1400A146
47/64"	2	5-7/8"	9-3/4"	1400A147
3/4"	2	5-7/8"	9-3/4"	1400A148
49/64"	2	6"	9-7/8"	1400A149
25/32"	2	6"	9-7/8"	1400A150
51/64"	3	6-1/8"	10-3/4"	1400A151
13/16"	3	6-1/8"	10-3/4"	1400A152
53/64"	3	6-1/8"	10-3/4"	1400A153
27/32"	3	6-1/8"	10-3/4"	1400A154
55/64"	3	6-1/8"	10-3/4"	1400A155
7/8"	3	6-1/8"	10-3/4"	1400A156
57/64"	3	6-1/8"	10-3/4"	1400A157

Size	Morse Taper	Flute Length	Overall Length	1400 Order No.
29/32"	3	6-1/8"	10-3/4"	1400A158
59/64"	3	6-1/8"	10-3/4"	1400A159
15/16"	3	6-1/8"	10-3/4"	1400A160
61/64"	3	6-3/8"	11"	1400A161
31/32"	3	6-3/8"	11"	1400A162
63/64"	3	6-3/8"	11"	1400A163
1"	3	6-3/8"	11"	1400A164
1-1/64"	3	6-1/2"	11-1/8"	1400A201
1-1/32"	3	6-1/2"	11-1/8"	1400A202
1-3/64"	3	6-5/8"	11-1/4"	1400A203
1-1/16"	3	6-5/8"	11-1/4"	1400A204
1-5/64"	4	6-7/8"	12-1/2"	1400A205
1-3/32"	4	6-7/8"	12-1/2"	1400A206
1-7/64"	4	7-1/8"	12-3/4"	1400A207
1-1/8"	4	7-1/8"	12-3/4"	1400A208
1-9/64"	4	7-1/4"	12-7/8"	1400A209
1-5/32"	4	7-1/4"	12-7/8"	1400A210
1-11/64"	4	7-3/8"	13"	1400A211
1-3/16"	4	7-3/8"	13"	1400A212
1-13/64"	4	7-1/2"	13-1/8"	1400A213
1-7/32"	4	7-1/2"	13-1/8"	1400A214
1-15/64"	4	7-7/8"	13-1/2"	1400A215
1-1/4"	4	7-7/8"	13-1/2"	1400A216
1-17/64"	4	8-1/2"	14-1/8"	1400A217
1-9/32"	4	8-1/2"	14-1/8"	1400A218
1-19/64"	4	8-1/2"	14-1/4"	1400A219
1-5/16"	4	8-5/8"	14-1/4"	1400A220
1-21/64"	4	8-3/4"	14-3/8"	1400A221
1-11/32"	4	8-3/4"	14-3/8"	1400A222
1-23/64"	4	8-7/8"	14-1/2"	1400A223
1-3/8"	4	8-7/8"	14-1/2"	1400A224
1-25/64"	4	9"	14-5/8"	1400A225
1-13/32"	4	9"	14-5/8"	1400A226
1-27/64"	4	9-1/8"	14-3/4"	1400A227
1-7/16"	4	9-1/8"	14-3/4"	1400A228
1-29/64"	4	9-1/4"	14-7/8"	1400A229
1-15/32"	4	9-1/4"	14-7/8"	1400A230
1-31/64"	4	9-3/8"	15"	1400A231
1-1/2"	4	9-3/8"	15"	1400A232
1-17/32"	5	9-3/8"	16-3/8"	1400A234
1-9/16"	5	9-5/8"	16-5/8"	1400A236
1-19/32"	5	9-7/8"	16-7/8"	1400A238
1-5/8"	5	10"	17"	1400A240
1-21/32"	5	10-1/8"	17-1/8"	1400A242
1-11/16"	5	10-1/8"	17-1/8"	1400A244
1-23/32"	5	10-1/8"	17-1/8"	1400A246
1-3/4"	5	10-1/8"	17-1/8"	1400A248
1-25/32"	5	10-3/4"	17-1/8"	1400A250
1-13/16"	5	10-1/8"	17-1/8"	1400A252
1-27/32"	5	10-1/8"	17-1/8"	1400A254

Continued on next page

1400 SERIES (CONTINUED)

TAPER SHANK DRILLS



Size	Morse Taper	Flute Length	Overall Length	1400 Order No.
1-7/8"	5	10-3/8"	17-3/8"	1400A256
1-29/32"	5	10-3/8"	17-3/8"	1400A258
1-15/16"	5	10-3/8"	17-3/8"	1400A260
1-31/32"	5	10-3/8"	17-3/8"	1400A262
2"	5	10-3/8"	17-3/8"	1400A264
2-1/32"	5	10-3/8"	17-3/8"	1400A302
2-1/16"	5	10-1/4"	17-3/8"	1400A304
2-3/32"	5	10-1/4"	17-3/8"	1400A306
2-1/8"	5	10-1/4"	17-3/8"	1400A308
2-5/32"	5	10-1/4"	17-3/8"	1400A310
2-3/16"	5	10-1/4"	17-3/8"	1400A312
2-7/32"	5	10-1/8"	17-3/8"	1400A314

Size	Morse Taper	Flute Length	Overall Length	1400 Order No.
2-1/4"	5	10-1/8"	17-3/8"	1400A316
2-5/16"	5	10-1/8"	17-3/8"	1400A320
2-3/8"	5	10-1/8"	17-3/8"	1400A324
2-7/16"	5	11-1/4"	18-3/4"	1400A328
2-1/2"	5	11-1/4"	18-3/4"	1400A332
2-9/16"	5	11-7/8"	19-1/2"	1400A336
2-5/8"	5	12-3/4"	19-1/2"	1400A340
2-11/16"	5	12-3/4"	20-3/8"	1400A344
2-3/4"	5	12-3/4"	20-3/8"	1400A348
2-13/16"	5	13-3/8"	21-1/8"	1400A352
2-7/8"	5	13-3/8"	21-1/8"	1400A356
2-15/16"	5	14"	21-3/4"	1400A360
3"	5	14"	21-3/4"	1400A364

1450 SERIES

HIGH SPEED STEEL

**118° Point / Undersize Taper Shank
Fractional / Black Oxide**



1450

Size	Morse Taper	Flute Length	Overall Length	1450 Order No.
31/64"	1	4-3/8"	7-3/4"	1450A131
1/2"	1	4-3/8"	7-3/4"	1450A132
33/64"	1	4-5/8"	8"	1450A133
17/32"	1	4-5/8"	8"	1450A134
35/64"	1	4-7/8"	8-1/4"	1450A135
9/16"	1	4-7/8"	8-1/4"	1450A136
51/64"	2	6-1/8"	10"	1450A151
13/16"	2	6-1/8"	10"	1450A152
53/64"	2	6-1/8"	10"	1450A153
27/32"	2	6-1/8"	10"	1450A154
55/64"	2	6-1/8"	10"	1450A155
7/8"	2	6-1/8"	10"	1450A156
57/64"	2	6-1/8"	10"	1450A157
29/32"	2	6-1/8"	10"	1450A158
1-5/64"	3	6-7/8"	11-1/2"	1450A205
1-3/32"	3	6-7/8"	11-1/2"	1450A206
1-7/64"	3	7-1/8"	11-3/4"	1450A207
1-1/8"	3	7-1/8"	11-3/4"	1450A208
1-9/64"	3	7-1/4"	11-7/8"	1450A209
1-5/32"	3	7-1/4"	11-7/8"	1450A210
1-11/64"	3	7-3/8"	12"	1450A211
1-3/16"	3	7-3/8"	12"	1450A212
1-13/64"	3	7-1/2"	12-1/8"	1450A213
1-7/32"	3	7-1/2"	12-1/8"	1450A214
1-15/64"	3	7-7/8"	12-1/2"	1450A215

Size	Morse Taper	Flute Length	Overall Length	1450 Order No.
1-1/4"	3	7-7/8"	12-1/2"	1450A216
1-33/64"	4	9-3/8"	15"	1450A233
1-17/32"	4	9-3/8"	15"	1450A234
1-35/64"	4	9-5/8"	15-1/4"	1450A235
1-9/16"	4	9-5/8"	15-1/4"	1450A236
1-37/64"	4	9-7/8"	15-1/2"	1450A237
1-19/32"	4	9-7/8"	15-1/2"	1450A238
1-39/64"	4	10"	15-5/8"	1450A239
1-5/8"	4	10"	15-5/8"	1450A240
1-41/64"	4	10-1/8"	15-3/4"	1450A241
1-21/32"	4	10-1/8"	15-3/4"	1450A242
1-43/64"	4	10-1/8"	15-3/4"	1450A243
1-11/16"	4	10-1/8"	15-3/4"	1450A244
1-45/64"	4	10-1/8"	15-3/4"	1450A245
1-23/32"	4	10-1/8"	15-3/4"	1450A246
1-47/64"	4	10-3/8"	16-1/4"	1450A247
1-3/4"	4	10-3/8"	16-1/4"	1450A248
1-25/32"	4	10-3/8"	16-1/4"	1450A250
1-13/16"	4	10-3/8"	16-1/4"	1450A252
1-27/32"	4	10-3/8"	16-1/4"	1450A254
1-7/8"	4	10-1/2"	16-1/2"	1450A256
1-29/32"	4	10-1/2"	16-1/2"	1450A258
1-15/16"	4	10-5/8"	16-5/8"	1450A260
1-31/32"	4	10-5/8"	16-5/8"	1450A262
2"	4	10-5/8"	16-5/8"	1450A264

1475 SERIES

HIGH SPEED STEEL

**118° Point / Oversize Taper Shank
Fractional / Black Oxide**



1475

Size	Morse Taper	Flute Length	Overall Length	1475 Order No.
3/8"	2	3-1/2"	7-3/8"	1475A124
25/64"	2	3-5/8"	7-1/2"	1475A125
13/32"	2	3-5/8"	7-1/2"	1475A126
27/64"	2	3-7/8"	7-3/4"	1475A127
7/16"	2	3-7/8"	7-3/4"	1475A128
29/64"	2	4-1/8"	8"	1475A129
15/32"	2	4-1/8"	8"	1475A130
41/64"	3	5-1/8"	9-3/4"	1475A141
21/32"	3	5-1/8"	9-3/4"	1475A142
43/64"	3	5-3/8"	10"	1475A143

Size	Morse Taper	Flute Length	Overall Length	1475 Order No.
11/16"	3	5-3/8"	10"	1475A144
45/64"	3	5-3/8"	10-1/4"	1475A145
23/32"	3	5-7/8"	10-1/4"	1475A146
47/64"	3	5-7/8"	10-1/2"	1475A147
3/4"	3	6"	10-1/2"	1475A148
49/64"	3	6"	10-5/8"	1475A149
25/32"	3	6-3/8"	10-5/8"	1475A150
1"	4	6-3/8"	12"	1475A164
1-1/32"	4	6-1/2"	12-1/8"	1475A202
1-1/16"	4	6-5/8"	12-1/4"	1475A204

HEX SHANK DRILLS



Heavy-duty drills with added versatility thanks to the hex shank. This shank can quickly be installed in any adjustable power tool chuck. These heavy-duty drills employ a 135° Split Point to reduce walking when drilling. Each drill has been through a surface treatment process to improve overall performance.

- ▷ Hex shank for adjustable power tool chucks
- ▷ 135° split point for self centering and reduced walking
- ▷ Surface treatment for improved performance

HEXT4HD SERIES HIGH SPEED STEEL

1/4" Hex Shank for Hex or adjustable power tool chucks
Black & Gold Oxide



Size	Decimal Equivalent	Flute Length	Overall Length	HEXT4HD Packaging: Tube		HEXT4HD Packaging: Bulk	
				Order No.	Pkg Qty	Order No.	Pkg Qty
1/16"	.0625	5/8"	2-1/4"	045504	1	045504.20	72
3/32"	.0938	3/4"	2-7/16"	045506	1	045506.20	72
1/8"	.1250	7/8"	2-5/8"	045508	1	045508.20	72
5/32"	.1562	1"	2-13/16"	045510	1	045510.20	72
3/16"	.1875	1-1/8"	3"	045512	1	045512.20	72
7/32"	.2188	1-1/4"	3-1/8"	045514	1	045514.20	72
1/4"	.2500	1-3/8"	3-3/16"	045516	1	045516.20	72

Corresponding Sets				
Style	Description	Pieces	Size Range	Order No.
T47HEXHD	Plastic Case	7 Piece	1/16"-1/4" by 32 ^{nds}	045532

HEXT4 SERIES HIGH SPEED STEEL

1/4" Hex Shank for Hex or adjustable power tool chucks
Black Oxide



Size	Decimal Equivalent	Flute Length	Overall Length	HEXT4 Packaging: Tube		HEXT4 Packaging: Bulk	
				Order No.	Pkg Qty	Order No.	Pkg Qty
1/16"	.0625	5/8"	2-1/4"	045404	1	045404.20	72
3/32"	.0938	3/4"	2-7/16"	045406	1	045406.20	72
1/8"	.1250	7/8"	2-5/8"	045408	1	045408.20	72
5/32"	.1562	1"	2-13/16"	045410	1	045410.20	72
3/16"	.1875	1-1/8"	3"	045412	1	045412.20	72
7/32"	.2188	1-1/4"	3-1/8"	045414	1	045414.20	72
1/4"	.2500	1-3/8"	3-3/16"	045416	1	045416.20	72

Corresponding Sets				
Style	Description	Pieces	Size Range	Order No.
T47HEX	Plastic Case	7 Piece	1/16"-1/4" by 32 ^{nds}	045432

CARBIDE DRILLS



CARBIDE TIP JOBBER LENGTH DRILLS

Carbide Tipped jobbers length drills are primarily for drilling cast iron, cast steel, bronze, hard copper, aluminium and hard non-ferrous materials which have a high degree of abrasiveness, and which requires a sturdy drill for strength.

▷ All sizes are individually packaged

600 SERIES

CARBIDE TIP

118° Point / Straight Shank
Fractional / Bright



600

Size	Flute Length	Overall Length	600 Order No.
7/64"	1-1/2"	2-5/8"	600A107
1/8"	1-5/8"	2-3/4"	600A108
9/64"	1-3/4"	2-7/8"	600A109
5/32"	2"	3-1/8"	600A110
11/64"	2-1/8"	3-1/4"	600A111
3/16"	2-5/16"	3-1/2"	600A112
13/64"	2-7/16"	3-5/8"	600A113
7/32"	2-1/2"	3-3/4"	600A114
15/64"	2-5/8"	3-7/8"	600A115
1/4"	2-3/4"	4"	600A116
17/64"	2-7/8"	4-1/8"	600A117
9/32"	2-15/16"	4-1/4"	600A118
19/64"	3-1/16"	4-3/8"	600A119
5/16"	3-3/16"	4-1/2"	600A120
21/64"	3-5/16"	4-5/8"	600A121
11/32"	3-7/16"	4-3/4"	600A122
23/64"	3-1/2"	4-7/8"	600A123
3/8"	3-5/8"	5"	600A124
25/64"	3-3/4"	5-1/8"	600A125

Size	Flute Length	Overall Length	600 Order No.
13/32"	3-7/8"	5-1/4"	600A126
27/64"	3-15/16"	5-3/8"	600A127
7/16"	4-1/16"	5-1/2"	600A128
29/64"	4-3/16"	5-5/8"	600A129
15/32"	4-5/16"	5-3/4"	600A130
31/64"	4-3/8"	5-7/8"	600A131
1/2"	4-1/2"	6"	600A132
33/64"	4-13/16"	6-5/8"	600A133
17/32"	4-13/16"	6-5/8"	600A134
35/64"	4-13/16"	6-5/8"	600A135
9/16"	4-13/16"	6-5/8"	600A136
37/64"	4-13/16"	6-5/8"	600A137
19/32"	5-3/16"	7-1/8"	600A138
39/64"	5-3/16"	7-1/8"	600A139
5/8"	5-3/16"	7-1/8"	600A140
41/64"	5-3/16"	7-1/8"	600A141
21/32"	5-3/16"	7-1/8"	600A142
43/64"	5-5/8"	7-5/8"	600A143
11/16"	5-5/8"	7-5/8"	600A144

680 SERIES

CARBIDE TIP

118° Point / Straight Shank
Number / Bright



680

Size	Flute Length	Overall Length	680 Order No.
1	2-5/8"	3-7/8"	680A001
2	2-5/8"	3-7/8"	680A002
3	2-1/2"	3-3/4"	680A003
4	2-1/2"	3-3/4"	680A004
5	2-1/2"	3-3/4"	680A005
6	2-1/2"	3-3/4"	680A006
7	2-7/16"	3-5/8"	680A007
8	2-7/16"	3-5/8"	680A008
9	2-7/16"	3-5/8"	680A009
10	2-7/16"	3-5/8"	680A010
11	2-5/16"	3-1/2"	680A011
12	2-5/16"	3-1/2"	680A012
13	2-5/16"	3-1/2"	680A013
14	2-3/16"	3-3/8"	680A014
15	2-3/16"	3-3/8"	680A015
16	2-3/16"	3-3/8"	680A016

Size	Flute Length	Overall Length	680 Order No.
17	2-3/16"	3-3/8"	680A017
18	2-1/8"	3-1/4"	680A018
19	2-1/8"	3-1/4"	680A019
20	2-1/8"	3-1/4"	680A020
21	2-1/8"	3-1/4"	680A021
22	2"	3-1/8"	680A022
23	2"	3-1/8"	680A023
24	2"	3-1/8"	680A024
25	1-7/8"	3"	680A025
26	1-7/8"	3"	680A026
27	1-7/8"	3"	680A027
28	1-3/4"	2-7/8"	680A028
29	1-3/4"	2-7/8"	680A029
30	1-5/8"	2-3/4"	680A030
31	1-5/8"	2-3/4"	680A031
32	1-5/8"	2-3/4"	680A032

CARBIDE JOBBER LENGTH DRILLS

Solid carbide drills have the ability to retain hardness and a sharp edge at high temperature.

- ▷ *Excellent abrasion-resistant qualities*
- ▷ *Advantageous for use in drilling abrasive materials such as cast iron, non-ferrous alloys, high silicon aluminum, hard rubber, and Plexiglas*
- ▷ *Carbide drills are run at higher speeds than standard High Speed Steel drills*
- ▷ *They offer the advantage of extreme rigidity for greater drilling accuracy*
- ▷ *All sizes are individually packaged*

700 SERIES

SOLID CARBIDE

118° Point / Straight Shank
Fractional & Letter / Bright



700

Size	Flute Length	Overall Length	700 Order No.
1/32"	3/8"	1-1/8"	700A102
3/64"	3/4"	1-1/2"	700A103
1/16"	3/4"	1-1/2"	700A104
5/64"	7/8"	1-3/4"	700A105
3/32"	1"	2"	700A106
7/64"	1-1/4"	2-1/4"	700A107
1/8"	1-1/4"	2-1/4"	700A108
9/64"	1-3/8"	2-1/2"	700A109
5/32"	1-3/8"	2-1/2"	700A110
11/64"	1-5/8"	2-3/4"	700A111
3/16"	1-5/8"	2-3/4"	700A112
13/64"	1-3/4"	3"	700A113
7/32"	1-3/4"	3"	700A114
15/64"	2"	3-1/4"	700A115
1/4"	2"	3-1/4"	700A116
17/64"	2-1/8"	3-1/2"	700A117
9/32"	2-1/8"	3-1/2"	700A118
19/64"	2-3/8"	3-3/4"	700A119
5/16"	2-3/8"	3-3/4"	700A120
21/64"	2-1/2"	4"	700A121
11/32"	2-1/2"	4"	700A122
23/64"	2-1/2"	4"	700A123
3/8"	2-3/4"	4-1/4"	700A124
25/64"	2-7/8"	4-1/2"	700A125
13/32"	2-7/8"	4-1/2"	700A126
27/64"	2-7/8"	4-1/2"	700A127
7/16"	2-7/8"	4-1/2"	700A128
29/64"	3"	4-3/4"	700A129
15/32"	3"	4-3/4"	700A130

Size	Flute Length	Overall Length	700 Order No.
31/64"	3"	4-3/4"	700A131
1/2"	3"	4-3/4"	700A132
A	2"	3-1/4"	700A501
B	2"	3-1/4"	700A502
C	2"	3-1/4"	700A503
D	2"	3-1/4"	700A504
E	2"	3-1/4"	700A505
F	2"	3-1/4"	700A506
G	2-1/8"	3-1/2"	700A507
H	2-1/8"	3-1/2"	700A508
I	2-1/8"	3-1/2"	700A509
J	2-1/8"	3-1/2"	700A510
K	2-1/8"	3-1/2"	700A511
L	2-1/8"	3-1/2"	700A512
M	2-3/8"	3-3/4"	700A513
N	2-3/8"	3-3/4"	700A514
O	2-3/8"	3-3/4"	700A515
P	2-3/8"	3-3/4"	700A516
Q	2-1/2"	4"	700A517
R	2-1/2"	4"	700A518
S	2-1/2"	4"	700A519
T	2-1/2"	4"	700A520
U	2-3/4"	4-1/4"	700A521
V	2-3/4"	4-1/4"	700A522
W	2-7/8"	4-1/4"	700A523
X	2-7/8"	4-1/4"	700A524
Y	2-7/8"	4-1/4"	700A525
Z	2-7/8"	4-1/4"	700A526

CARBIDE JOBBER LENGTH DRILLS

700 SERIES

SOLID CARBIDE

118° Point / Straight Shank
Number / Bright



700

Size	Flute Length	Overall Length	700 Order No.
1	1-3/4"	3"	700A001
2	1-3/4"	3"	700A002
3	1-3/4"	3"	700A003
4	1-3/4"	3"	700A004
5	1-3/4"	3"	700A005
6	1-3/4"	3"	700A006
7	1-3/4"	3"	700A007
8	1-3/4"	3"	700A008
9	1-5/8"	2-3/4"	700A009
10	1-5/8"	2-3/4"	700A010
11	1-5/8"	2-3/4"	700A011
12	1-5/8"	2-3/4"	700A012
13	1-5/8"	2-3/4"	700A013
14	1-5/8"	2-3/4"	700A014
15	1-5/8"	2-3/4"	700A015
16	1-5/8"	2-3/4"	700A016
17	1-5/8"	2-3/4"	700A017
18	1-5/8"	2-3/4"	700A018
19	1-5/8"	2-3/4"	700A019
20	1-3/8"	2-1/2"	700A020
21	1-3/8"	2-1/2"	700A021
22	1-3/8"	2-1/2"	700A022
23	1-3/8"	2-1/2"	700A023
24	1-3/8"	2-1/2"	700A024
25	1-3/8"	2-1/2"	700A025
26	1-3/8"	2-1/2"	700A026
27	1-3/8"	2-1/2"	700A027
28	1-3/8"	2-1/2"	700A028
29	1-3/8"	2-1/2"	700A029
30	1-1/4"	2-1/4"	700A030

Size	Flute Length	Overall Length	700 Order No.
31	1-1/4"	2-1/4"	700A031
32	1-1/4"	2-1/4"	700A032
33	1-1/4"	2-1/4"	700A033
34	1-1/4"	2-1/4"	700A034
35	1-1/4"	2-1/4"	700A035
36	1-1/4"	2-1/4"	700A036
37	1-1/4"	2-1/4"	700A037
38	1-1/4"	2-1/4"	700A038
39	1-1/4"	2-1/4"	700A039
40	1"	2"	700A040
41	1"	2"	700A041
42	1"	2"	700A042
43	1"	2"	700A043
44	1"	2"	700A044
45	7/8"	2"	700A045
46	7/8"	1-3/4"	700A046
47	7/8"	1-3/4"	700A047
48	7/8"	1-3/4"	700A048
49	7/8"	1-3/4"	700A049
50	7/8"	1-3/4"	700A050
51	3/4"	1-1/2"	700A051
52	3/4"	1-1/2"	700A052
53	3/4"	1-1/2"	700A053
54	3/4"	1-1/2"	700A054
55	3/4"	1-1/2"	700A055
56	3/4"	1-1/2"	700A056
57	3/4"	1-1/2"	700A057
58	3/4"	1-1/2"	700A058
59	3/4"	1-1/2"	700A059
60	3/4"	1-1/2"	700A060

CARBIDE STRAIGHT FLUTE DRILLS

The straight flute design of these Solid Carbide drills increases edge strength, produces good size control, and hole surface finish.

- ▷ *The 140° split point provides ease of penetration*
- ▷ *Used to drill difficult materials (up to Rc 60) including nickel alloys, chrome alloys, steel weldments, titanium alloys, high temperature alloys, and stainless-steel weldments*
- ▷ *Suitable for drilling out broken drills, taps, bolts, screws, studs, weldments*
- ▷ *All sizes are individually packaged*



710 SERIES

SOLID CARBIDE

140° Split Point / Straight Shank
Fractional & Letter / Bright



710

Size	Flute Length	Overall Length	710 Order No.
3/64"	1/2"	1-3/8"	710A103
1/16"	5/8"	1-5/8"	710A104
5/64"	11/16"	1-11/16"	710A105
3/32"	3/4"	1-3/4"	710A106
7/64"	13/16"	1-13/16"	710A107
1/8"	7/8"	1-7/8"	710A108
9/64"	15/16"	1-15/16"	710A109
5/32"	1"	2-1/16"	710A110
11/64"	1-1/16"	2-1/8"	710A111
3/16"	1-1/8"	2-3/16"	710A112
13/64"	1-3/16"	2-1/4"	710A113
7/32"	1-1/4"	2-3/8"	710A114
15/64"	1-5/16"	2-7/16"	710A115
1/4"	1-3/8"	2-1/2"	710A116
17/64"	1-7/16"	2-5/8"	710A117
9/32"	1-1/2"	2-11/16"	710A118
19/64"	1-9/16"	2-3/4"	710A119
5/16"	1-5/8"	2-13/16"	710A120
21/64"	1-11/16"	2-15/16"	710A121
11/32"	1-11/16"	3"	710A122
23/64"	1-3/4"	3-1/16"	710A123
3/8"	1-13/16"	3-1/8"	710A124
25/64"	1-7/8"	3-1/4"	710A125
13/32"	1-15/16"	3-5/16"	710A126
27/64"	2"	3-3/8"	710A127
7/16"	2-1/8"	3-7/16"	710A128
29/64"	2-1/8"	3-9/16"	710A129
15/32"	2-1/8"	3-5/8"	710A130

Size	Flute Length	Overall Length	710 Order No.
31/64"	2-3/16"	3-11/16"	710A131
1/2"	2-1/4"	3-3/4"	710A132
A	1-5/16"	2-7/16"	710A501
B	1-3/8"	2-1/2"	710A502
C	1-3/8"	2-1/2"	710A503
D	1-3/8"	2-1/2"	710A504
E	1-3/8"	2-1/2"	710A505
F	1-7/16"	2-5/8"	710A506
G	1-7/16"	2-5/8"	710A507
H	1-1/2"	2-11/16"	710A508
I	1-1/2"	2-11/16"	710A509
J	1-1/2"	2-11/16"	710A510
K	1-1/2"	2-11/16"	710A511
L	1-9/16"	2-3/4"	710A512
M	1-9/16"	2-3/4"	710A513
N	1-5/8"	2-13/16"	710A514
O	1-11/16"	2-15/16"	710A515
P	1-11/16"	2-15/16"	710A516
Q	1-11/16"	3"	710A517
R	1-11/16"	3"	710A518
S	1-3/4"	3-1/16"	710A519
T	1-3/4"	3-1/16"	710A520
U	1-13/16"	3-1/8"	710A521
V	1-7/8"	3-1/4"	710A522
W	1-7/8"	3-1/4"	710A523
X	1-15/16"	3-5/16"	710A524
Y	1-15/16"	3-5/16"	710A525
Z	2"	3-3/8"	710A526

CARBIDE STRAIGHT FLUTE DRILLS

710 SERIES

SOLID CARBIDE

140° Split Point / Straight Shank
Number / Bright



710

Size	Flute Length	Overall Length	710 Order No.
1	1-5/16"	2-7/16"	710A001
2	1-5/16"	2-7/16"	710A002
3	1-1/4"	2-3/8"	710A003
4	1-1/4"	2-3/8"	710A004
5	1-1/4"	2-3/8"	710A005
6	1-1/4"	2-3/8"	710A006
7	1-3/16"	2-1/4"	710A007
8	1-3/16"	2-1/4"	710A008
9	1-3/16"	2-1/4"	710A009
10	1-3/16"	2-1/4"	710A010
11	1-3/16"	2-1/4"	710A011
12	1-3/16"	2-1/4"	710A012
13	1-1/8"	2-3/16"	710A013
14	1-1/8"	2-3/16"	710A014
15	1-1/8"	2-3/16"	710A015
16	1-1/8"	2-3/16"	710A016
17	1-1/8"	2-3/16"	710A017
18	1-1/16"	2-1/8"	710A018
19	1-1/16"	2-1/8"	710A019
20	1-1/16"	2-1/8"	710A020
21	1-1/16"	2-1/8"	710A021
22	1-1/16"	2-1/8"	710A022
23	1"	2-1/16"	710A023
24	1"	2-1/16"	710A024
25	1"	2-1/16"	710A025
26	1"	2-1/16"	710A026
27	1"	2-1/16"	710A027
28	15/16"	1-15/16"	710A028
29	15/16"	1-15/16"	710A029
30	15/16"	1-15/16"	710A030

Size	Flute Length	Overall Length	710 Order No.
31	7/8"	1-7/8"	710A031
32	7/8"	1-7/8"	710A032
33	7/8"	1-7/8"	710A033
34	7/8"	1-7/8"	710A034
35	7/8"	1-7/8"	710A035
36	13/16"	1-13/16"	710A036
37	13/16"	1-13/16"	710A037
38	13/16"	1-13/16"	710A038
39	13/16"	1-13/16"	710A039
40	13/16"	1-13/16"	710A040
41	13/16"	1-13/16"	710A041
42	3/4"	1-3/4"	710A042
43	3/4"	1-3/4"	710A043
44	3/4"	1-3/4"	710A044
45	3/4"	1-3/4"	710A045
46	3/4"	1-3/4"	710A046
47	3/4"	1-3/4"	710A047
48	11/16"	1-11/16"	710A048
49	11/16"	1-11/16"	710A049
50	11/16"	1-11/16"	710A050
51	11/16"	1-11/16"	710A051
52	11/16"	1-11/16"	710A052
53	5/8"	1-1/2"	710A053
54	5/8"	1-1/2"	710A054
55	5/8"	1-1/2"	710A055
56	1/2"	1-3/8"	710A056
57	1/2"	1-3/8"	710A057
58	1/2"	1-3/8"	710A058
59	1/2"	1-3/8"	710A059
60	1/2"	1-3/8"	710A060

Corresponding Sets		
No. of Pcs.	Description	Order No.
710 Series Solid Carbide Straight Flute Sets		
5	1/8, 3/16, 1/4, 5/16, 3/8	710A5



710A5

CARBIDE SCREW MACHINE LENGTH DRILLS

Slow helix 135° split point provides ease of penetration and increases edge strength.

- ▷ Heavy-duty web, short flute and overall length increases strength and rigidity
- ▷ Suited for drilling difficult materials (up to Rc 60), including nickel alloys, chrome alloys, steel weldments, titanium alloys, high temperature alloys, and stainless-steel weldments
- ▷ All sizes are individually packaged

720 SERIES

SOLID CARBIDE

135° Split Point / Straight Shank / Slow Helix
Fractional & Letter / Bright



720

Size	Flute Length	Overall Length	720 Order No.	Size	Flute Length	Overall Length	720 Order No.
3/64"	1/2"	1-3/8"	720A103	31/64"	2-3/16"	3-11/16"	720A131
1/16"	5/8"	1-5/8"	720A104	1/2"	2-1/4"	3-3/4"	720A132
5/64"	11/16"	1-11/16"	720A105	A	1-5/16"	2-7/16"	720A501
3/32"	3/4"	1-3/4"	720A106	B	1-3/8"	2-1/2"	720A502
7/64"	13/16"	1-13/16"	720A107	C	1-3/8"	2-1/2"	720A503
1/8"	7/8"	1-7/8"	720A108	D	1-3/8"	2-1/2"	720A504
9/64"	15/16"	1-15/16"	720A109	E	1-3/8"	2-1/2"	720A505
5/32"	1"	2-1/16"	720A110	F	1-7/16"	2-5/8"	720A506
11/64"	1-1/16"	2-1/8"	720A111	G	1-7/16"	2-5/8"	720A507
3/16"	1-1/8"	2-3/16"	720A112	H	1-1/2"	2-11/16"	720A508
13/64"	1-3/16"	2-1/4"	720A113	I	1-1/2"	2-11/16"	720A509
7/32"	1-1/4"	2-3/8"	720A114	J	1-1/2"	2-11/16"	720A510
15/64"	1-5/16"	2-7/16"	720A115	K	1-1/2"	2-11/16"	720A511
1/4"	1-3/8"	2-1/2"	720A116	L	1-9/16"	2-3/4"	720A512
17/64"	1-7/16"	2-5/8"	720A117	M	1-9/16"	2-3/4"	720A513
9/32"	1-1/2"	2-11/16"	720A118	N	1-5/8"	2-13/16"	720A514
19/64"	1-9/16"	2-3/4"	720A119	O	1-11/16"	2-15/16"	720A515
5/16"	1-5/8"	2-13/16"	720A120	P	1-11/16"	2-15/16"	720A516
21/64"	1-11/16"	2-15/16"	720A121	Q	1-11/16"	3"	720A517
11/32"	1-11/16"	3"	720A122	R	1-11/16"	3"	720A518
23/64"	1-3/4"	3-1/16"	720A123	S	1-3/4"	3-1/16"	720A519
3/8"	1-13/16"	3-1/8"	720A124	T	1-3/4"	3-1/16"	720A520
25/64"	1-7/8"	3-1/4"	720A125	U	1-13/16"	3-1/8"	720A521
13/32"	1-15/16"	3-5/16"	720A126	V	1-7/8"	3-1/4"	720A522
27/64"	2"	3-3/8"	720A127	W	1-7/8"	3-1/4"	720A523
7/16"	2-1/16"	3-7/16"	720A128	X	1-15/16"	3-5/16"	720A524
29/64"	2-1/8"	3-9/16"	720A129	Y	1-15/16"	3-5/16"	720A525
15/32"	2-1/8"	3-5/8"	720A130	Z	2"	3-3/8"	720A526

CARBIDE STRAIGHT FLUTE DRILLS

720 SERIES

SOLID CARBIDE

135° Split Point / Straight Shank / Slow Helix
Number / Bright



720

Size	Flute Length	Overall Length	720 Order No.
1	1-5/16"	2-7/16"	720A001
2	1-5/16"	2-7/16"	720A002
3	1-1/4"	2-3/8"	720A003
4	1-1/4"	2-3/8"	720A004
5	1-1/4"	2-3/8"	720A005
6	1-1/4"	2-3/8"	720A006
7	1-3/16"	2-1/4"	720A007
8	1-3/16"	2-1/4"	720A008
9	1-3/16"	2-1/4"	720A009
10	1-3/16"	2-1/4"	720A010
11	1-3/16"	2-1/4"	720A011
12	1-3/16"	2-1/4"	720A012
13	1-1/8"	2-3/16"	720A013
14	1-1/8"	2-3/16"	720A014
15	1-1/8"	2-3/16"	720A015
16	1-1/8"	2-3/16"	720A016
17	1-1/8"	2-3/16"	720A017
18	1-1/16"	2-1/8"	720A018
19	1-1/16"	2-1/8"	720A019
20	1-1/16"	2-1/8"	720A020
21	1-1/16"	2-1/8"	720A021
22	1-1/16"	2-1/8"	720A022
23	1"	2-1/16"	720A023
24	1"	2-1/16"	720A024
25	1"	2-1/16"	720A025
26	1"	2-1/16"	720A026
27	1"	2-1/16"	720A027
28	15/16"	1-15/16"	720A028
29	15/16"	1-15/16"	720A029
30	15/16"	1-15/16"	720A030

Size	Flute Length	Overall Length	720 Order No.
31	7/8"	1-7/8"	720A031
32	7/8"	1-7/8"	720A032
33	7/8"	1-7/8"	720A033
34	7/8"	1-7/8"	720A034
35	7/8"	1-7/8"	720A035
36	13/16"	1-13/16"	720A036
37	13/16"	1-13/16"	720A037
38	13/16"	1-13/16"	720A038
39	13/16"	1-13/16"	720A039
40	13/16"	1-13/16"	720A040
41	13/16"	1-13/16"	720A041
42	3/4"	1-3/4"	720A042
43	3/4"	1-3/4"	720A043
44	3/4"	1-3/4"	720A044
45	3/4"	1-3/4"	720A045
46	3/4"	1-3/4"	720A046
47	3/4"	1-3/4"	720A047
48	11/16"	1-11/16"	720A048
49	11/16"	1-11/16"	720A049
50	11/16"	1-11/16"	720A050
51	11/16"	1-11/16"	720A051
52	11/16"	1-11/16"	720A052
53	5/8"	1-1/2"	720A053
54	5/8"	1-1/2"	720A054
55	5/8"	1-1/2"	720A055
56	1/2"	1-3/8"	720A056
57	1/2"	1-3/8"	720A057
58	1/2"	1-3/8"	720A058
59	1/2"	1-3/8"	720A059
60	1/2"	1-3/8"	720A060

CARBIDE 3-FLUTE DRILLS

3-Flute Solid Carbide drills can be used for centering, spotting or drilling. This tool provides precise hole size, finish, and higher productivity. Applications include titanium, cast iron, low alloy steel, and high silicon aluminum.

▷ All sizes are individually packaged

730 SERIES

SOLID CARBIDE

150° Point / Straight Shank
Fractional & Metric / Bright



730

Size	Flute Length	Overall Length	730 Order No.
1/8"	1-1/4"	2-1/4"	730A108
9/64"	1-3/8"	2-1/2"	730A109
5/32"	1-3/8"	2-1/2"	730A110
11/64"	1-5/8"	2-3/4"	730A111
3/16"	1-5/8"	2-3/4"	730A112
13/64"	1-3/4"	3"	730A113
7/32"	1-3/4"	3"	730A114
15/64"	2"	3-1/4"	730A115
1/4"	2"	3-1/4"	730A116
17/64"	2-1/8"	3-1/2"	730A117
9/32"	2-1/8"	3-1/2"	730A118
19/64"	2-3/8"	3-3/4"	730A119
5/16"	2-3/8"	3-3/4"	730A120
21/64"	2-1/2"	4"	730A121
11/32"	2-1/2"	4"	730A122
23/64"	2-1/2"	4"	730A123
3/8"	2-3/4"	4-1/2"	730A124
25/64"	2-7/8"	4-1/2"	730A125
13/32"	2-7/8"	4-1/2"	730A126
27/64"	2-7/8"	4-1/2"	730A127
7/16"	2-7/8"	4-1/2"	730A128
29/64"	3"	4-1/2"	730A129
15/32"	3"	4-3/4"	730A130
31/64"	3"	4-3/4"	730A131
1/2"	3"	4-3/4"	730A132
17/32"	3"	4-3/4"	730A134
9/16"	3-1/2"	5-3/4"	730A136
5/8"	3-1/2"	5-3/4"	730A140
3/4"	4-1/4"	5-3/4"	730A148

Size	Flute Length	Overall Length	730 Order No.
3.0 (mm)	1-1/4"	2-1/4"	730A003
6.0 (mm)	2"	3-1/4"	730A006
8.0 (mm)	2-3/8"	3-3/4"	730A008
10.0 (mm)	2-7/8"	4-1/2"	730A010
12.0 (mm)	3"	4-3/4"	730A012
14.0 (mm)	3-1/2"	5-3/4"	730A014
16.0 (mm)	3-1/2"	5-3/4"	730A016

CARBIDE SPADE DRILLS

Solid Carbide spade drills perform well in hard to machine materials (up to Rc 60), high strength alloys, plastic, and glass. They can be used in thin sheet metal and spotting applications. Drilling depth should not exceed 2x the drill diameter.

▷ All sizes are individually packaged

750 SERIES

SOLID CARBIDE

118° Point / Straight Shank
Fractional / Bright



750

Size	Flute Length	Overall Length	Shank Size	750 Order No.
1/32"	3/16"	1-1/2"	1/8"	750A102
3/64"	7/32"	1-1/2"	1/8"	750A103
1/16"	5/16"	1-1/2"	1/8"	750A104
5/64"	7/16"	1-1/2"	1/8"	750A105
3/32"	7/16"	1-1/2"	1/8"	750A106
7/64"	7/16"	1-1/2"	1/8"	750A107
1/8"	1/2"	1-1/2"	1/8"	750A108
9/64"	1/2"	2"	3/16"	750A109
5/32"	9/16"	2"	3/16"	750A110
11/64"	9/16"	2"	3/16"	750A111
3/16"	11/16"	2"	3/16"	750A112

Size	Flute Length	Overall Length	Shank Size	750 Order No.
7/32"	19/32"	2-1/2"	1/4"	750A114
1/4"	11/16"	2-1/2"	1/4"	750A116
9/32"	3/4"	2-1/2"	5/16"	750A118
5/16"	7/8"	2-1/2"	5/16"	750A120
11/32"	15/16"	2-1/2"	3/8"	750A122
3/8"	1-1/8"	2-1/2"	3/8"	750A124
13/32"	1-1/8"	2-1/2"	1/2"	750A126
7/16"	1-3/16"	3"	1/2"	750A128
15/32"	1-3/16"	3"	1/2"	750A130
1/2"	1-3/16"	3"	1/2"	750A132

CARBIDE COMBINED & COUNTERSINK (CENTER DRILL)

Solid Carbide Combination Drill & Countersinks (also known as Center Drills) have strong shanks and flutes, making them ideal for drilling and countersinking in difficult materials. They may also be used in high production applications where tolerance, finish, and machine down-times are considered. Included angle is 60°. Other angles are available upon request.

▷ All sizes are individually packaged

3500C SERIES

SOLID CARBIDE

60° Angle
Bright



3500C

Size	Body Dia.	Overall Length	Drill Dia.	3500C Order No.
00	1/8"	1-1/4"	0.025	350CA00A
0	1/8"	1-1/4"	1/32"	350CAB0A
1	1/8"	1-1/4"	3/64"	350C001A
2	3/16"	1-7/8"	5/64"	350C002A
3	1/4"	2"	7/64"	350C003A
4	5/16"	2-1/8"	1/8"	350C004A
5	7/16"	2-3/4"	3/16"	350C005A
6	1/2"	3"	7/32"	350C006A

MASONRY DRILLS

This masonry drill is used to drill Concrete, Natural Stone, Aerated Concrete, Masonry, Brick, Block, and Lime Sandstone. Self Centering Tip for easy spot drilling. Chisel Shaped Head Geometry-for faster drilling progress. Hardened Steel Body-for increased impact resistance. Large Volume Flute creates cupping effect for efficient dust extraction.

▷ All sizes are individually packaged

1600N SERIES

CARBIDE TIP

Straight Shank

Fractional / Gold & Silver



1600N

Size	Flute Length	Overall Length	Shank Size	1600N Order No.
1/8"	1-3/8"	2-1/2"	1/8"	160N108
5/32"	1-1/2"	3"	5/32"	160N110
3/16"	2"	3-1/2"	3/16"	160N112
7/32"	2"	3-1/2"	7/32"	160N114
1/4"	2-3/8"	4"	1/4"	160N116
9/32"	2-3/8"	4"	9/32"	160N118

Size	Flute Length	Overall Length	Shank Size	1600N Order No.
5/16"	3"	5"	5/16"	160N120
3/8"	3"	5"	3/8"	160N124
7/16"	3-1/2"	6"	7/16"	160N128
15/32"	3-1/2"	6"	15/32"	160N130
1/2"	3-1/2"	6"	1/2"	160N132
9/16"	3-1/2"	6"	1/2"	160N136

1600A SERIES

CARBIDE TIP

Rotary Percussion & Hammer Drilling,
Round Shank

Fractional / Black & Gold Tipped



1600A

The combination of rotation and percussion helps the drill achieve a cutting and grinding (rotary) action at the same time as a chipping (percussive) action, chipping away at rock to produce a hole. Usually, these motions are hydraulically or pneumatically driven.

Size	Flute Length	Overall Length	Shank Size	1600A Order No.
1/8"	1-1/2"	3"	1/8"	160A1083
5/32"	1-1/2"	3"	5/32"	160A1103
3/16"	2"	4"	3/16"	160A1124
3/16"	3-1/2"	6"	3/16"	160A1126
3/16"	4-3/4"	8"	3/16"	160A1128
7/32"	2"	4"	7/32"	160A1144
1/4"	2"	4"	1/4"	160A1164
1/4"	3-1/2"	6"	1/4"	160A1166
1/4"	6-5/8"	12"	1/4"	160A11612
1/4"	10"	16"	1/4"	160A11616
1/4"	18-1/2"	24"	1/4"	160A11624
5/16"	2-1/2"	5"	1/4"	160A1205
5/16"	3-1/2"	6"	1/4"	160A1206
5/16"	4-3/4"	8"	1/4"	160A1208
5/16"	6-5/8"	12"	1/4"	160A12012
5/16"	10"	16"	1/4"	160A12016
5/16"	18-1/2"	24"	1/4"	160A12024
11/32"	2-1/2"	5"	1/4"	160A1225
3/8"	2-1/2"	5"	5/16"	160A1245
3/8"	3-1/2"	6"	5/16"	160A1246A
3/8"	4-3/4"	8"	5/16"	160A1248A
3/8"	6-5/8"	12"	5/16"	160A12412A
3/8"	10"	16"	5/16"	160A12416A
3/8"	18-1/2"	24"	5/16"	160A12424A
7/16"	3-1/2"	6"	3/8"	160A1286A

Size	Flute Length	Overall Length	Shank Size	1600A Order No.
1/2"	3-1/2"	6"	3/8"	160A1326A
1/2"	6-5/8"	12"	3/8"	160A13212A
1/2"	10"	16"	3/8"	160A13216A
1/2"	18-1/2"	24"	3/8"	160A13224A
9/16"	3-1/2"	6"	3/8"	160A1366A
9/16"	4-3/4"	8"	3/8"	160A1368A
9/16"	10"	16"	3/8"	160A13616B
19/32"	3-1/2"	6"	1/2"	160A1386B
5/8"	3-1/2"	6"	1/2"	160A1406B
5/8"	4-3/4"	8"	1/2"	160A1408A
5/8"	10"	16"	1/2"	160A14016B
5/8"	18-1/2"	24"	1/2"	160A14024B
3/4"	4"	6-1/2"	1/2"	160A1486B
3/4"	6-5/8"	12"	1/2"	160A14812B
3/4"	10"	16"	1/2"	160A14816B
3/4"	18-1/2"	24"	1/2"	160A14824B
7/8"	4"	6-1/2"	1/2"	160A1566B
7/8"	6-5/8"	12"	1/2"	160A15612B
7/8"	10"	16"	1/2"	160A15616B
7/8"	18-1/2"	24"	1/2"	160A15624B
1"	4"	6-1/2"	1/2"	160A1646B
1"	6-5/8"	12"	1/2"	160A16412B
1"	10"	16"	1/2"	160A16416B
1"	18-1/2"	24"	1/2"	160A16424B

MASONRY DRILLS

The TAPCON® drill bit is specially designed to be used with the TAPCON® masonry fastener and installation kit.

▷ All sizes are individually packaged

1750 SERIES

CARBIDE TIP

TAPCON® SDS-HEX Type Screw Anchor Drills
Fractional / Bright



1750

Size	Flute Length	Overall Length	1750 Order No.
5/32"	2-3/8"	5"	175F1105
5/32"	4-1/8"	7"	175F1107
3/16"	2-3/8"	5"	175F1125
3/16"	4-1/8"	7"	175F1127

1800E SERIES

CARBIDE TIP

TAPCON® Screw Type Anchor Drills
Fractional / Black with Gold Tip



1800E

Size	Overall Length	Screw Size	1800E Order No.
5/32"	3-1/2"	12	180E1103
5/32"	4-1/2"	12	180E1104
5/32"	5-1/2"	12	180E1105
3/16"	3-1/2"	14	180E1123
3/16"	4-1/2"	14	180E1124
3/16"	5-1/2"	14	180E1125

1800A SERIES

CARBIDE TIP

TAPCON® Screw Type Anchor Drills
Fractional / Black with Gold Tip



1800A

Size	Overall Length	Screw Size	1800A Order No.
5/32"	3-1/2"	12	180A1103
5/32"	4-1/2"	12	180A1104
5/32"	5-1/2"	12	180A1105
3/16"	3-1/2"	14	180A1123
3/16"	4-1/2"	14	180A1124
3/16"	5-1/2"	14	180A1125
3/16"	6-1/2"	14	180A1126
3/16"	7-1/2"	14	180A1127

GLASS AND TILE DRILLS

For the drilling of glass, tile, and ceramics. Can be used with or without water or coolant; water is the preferred and best way. For use in rotary motors (not to be confused or used with rotary percussion motors).

1840 SERIES

Straight Shank
Fractional / Bright



1840

Size	Overall Length	1840 Order No.
1/8"	3-1/2"	184F108
3/16"	3-1/2"	184F112
1/4"	3-1/2"	184F116
5/16"	3-3/4"	184F120
3/8"	4"	184F124
1/2"	4"	184F132

SDS PLUS MASONRY DRILLS

Short head to flute entrance allows debris to quickly channel down the flute for faster drilling progress. Chisel shaped head geometry for faster drilling progress. Self Centering Tip for easy spot drilling. Reinforced flute geometry reduces vibrations, increases breakage resistance, & transfers more energy from power tool motor to tip of the drill bit. Rebar Chamfer prevents carbide head from cracking in the event of contact with reinforced concrete (product not intended for use in reinforced concrete).

1700A SERIES

CARBIDE TIP

SDS Plus

Fractional / Bright



1700A

Size	Flute Length	Overall Length	1700A Order No.
5/32"	2"	4-1/4"	170A1104
5/32"	4"	6-1/4"	170A1106
3/16"	2"	4-1/2"	170A1124
3/16"	4"	6-1/2"	170A1126
3/16"	6"	8-1/2"	170A1128
3/16"	10"	12-1/2"	170A11212
7/32"	2"	4-1/2"	170A1144
7/32"	4"	6-1/2"	170A1146
7/32"	6"	8-1/2"	170A1148
7/32"	14"	16"	170A11416
1/4"	2"	4-1/2"	170A1164
1/4"	4"	6-1/2"	170A1166
1/4"	6"	8-1/2"	170A1168
1/4"	9"	10-1/2"	170A11612
1/4"	18"	20"	170A11618
5/16"	4"	6-1/2"	170A1206
5/16"	6"	8-1/2"	170A1208
5/16"	10"	12-1/2"	170A12012
3/8"	4"	6-1/2"	170A1246
3/8"	6"	8-1/2"	170A1248
3/8"	10"	12-1/2"	170A12412
3/8"	16"	18"	170A12418
3/8"	22"	24"	170A12424
7/16"	4"	6-1/2"	170A1286

Size	Flute Length	Overall Length	1700A Order No.
7/16"	10"	12-1/2"	170A12812
1/2"	4"	6-1/2"	170A1326
1/2"	8"	10-1/2"	170A13210
1/2"	10"	12-1/2"	170A13212
1/2"	16"	18"	170A13218
1/2"	22"	24"	170A13224
9/16"	4"	6-1/4"	170A1366
9/16"	10"	12-1/4"	170A13612
9/16"	16"	18"	170A13618
5/8"	4"	6-1/4"	170A1406
5/8"	6"	8-1/4"	170A1408
5/8"	10"	12-1/4"	170A14012
5/8"	16"	18"	170A14018
5/8"	22"	24"	170A14024
11/16"	6"	8"	170A1448
3/4"	6"	8"	170A1488
3/4"	10"	12"	170A14812
3/4"	16"	18"	170A14818
7/8"	8"	10"	170A15610
7/8"	10"	12"	170A15612
7/8"	16"	18"	170A15618
1"	10"	12"	170A16412
1"	16"	18"	170A16418

All sizes are individually packaged.

1700B SERIES (bulk packaging)

CARBIDE TIP

SDS Plus

Fractional / Bright



1700B

Size	Flute Length	Overall Length	1700B Order No.
5/32"	2"	4-1/4"	170B1104
5/32"	4"	6-1/4"	170B1106
3/16"	2"	4-1/2"	170B1124
3/16"	4"	6-1/2"	170B1126
3/16"	6"	8-1/2"	170B1128
7/32"	4"	6-1/2"	170B1146
7/32"	6"	8-1/2"	170B1148

Size	Flute Length	Overall Length	1700B Order No.
1/4"	2"	4-1/2"	170B1164
1/4"	4"	6-1/2"	170B1166
1/4"	6"	8-1/2"	170B1168
5/16"	4"	6-1/2"	170B1206
3/8"	4"	6-1/2"	170B1246
3/8"	6"	8-1/2"	170B1248
1/2"	10"	12-1/2"	170B13212
5/8"	6"	8-1/4"	170B1408

1700B PACKAGING:
5/32" thru 3/8" - 25 per pack
1/2" thru 5/8" - 15 per pack

1730 PACKAGING:
All sizes are individually packaged.

SDS PLUS & SDS MAX MASONRY DRILLS

The 3-cutting-edge monobloc tip is the solution for all concrete drilling. The self-centering tip provides more precision and this design guarantees a concentric hole. The bit is designed for longer life when drilling in concrete. As an additional benefit, it can crush through and pulverize rebar when drilling in reinforced concrete applications. The square flute accelerates dust extraction and improves the drill bit's lifetime. The reinforced geometry reduces vibrations and transfers more energy from the power tool motor to the tip of the drill bit.

▷ All sizes are individually packaged

1720 SERIES

CARBIDE TIP

SDS PLUS DURA-TIP Fractional / Bright



1720

Size	Flute Length	Overall Length	1720 Order No.
3/16"	2"	4-1/4"	172F1124
3/16"	4"	6-1/2"	172F1126
3/16"	6"	8-1/2"	172F1128
3/16"	10"	12-1/2"	172F11212
1/4"	2"	4-1/2"	172F1164
1/4"	4"	6-1/2"	172F1166
1/4"	6"	8-1/2"	172F1168
1/4"	8"	10-1/2"	172F11610
1/4"	10"	12-1/2"	172F11612
5/16"	4"	6-1/2"	172F1206
5/16"	10"	12-1/2"	172F12012
5/16"	16"	18"	172F12018
3/8"	4"	6-1/4"	172F1246
3/8"	10"	12-1/4"	172F12412
3/8"	16"	18"	172F12418
7/16"	4"	6-1/4"	172F1286
7/16"	10"	12-1/4"	172F12812
7/16"	16"	18"	172F12818
1/2"	4"	6-1/4"	172F1326

Size	Flute Length	Overall Length	1720 Order No.
1/2"	10"	12-1/4"	172F13212
1/2"	16"	18"	172F13218
9/16"	4"	6-1/4"	172F1366
9/16"	10"	12-1/4"	172F13612
9/16"	16"	18"	172F13618
5/8"	8"	10-1/4"	172F14010
5/8"	10"	12-1/4"	172F14012
3/4"	8"	10"	172F14810
3/4"	10"	12"	172F14812

Size	Flute Length	Overall Length	1720 BULK Order No.
3/16"	4"	6-1/2"	172B1126
1/4"	4"	6-1/2"	172B1166
5/16"	4"	6-1/2"	172B1206
3/8"	4"	6-1/4"	172B1246
1/2"	4"	6-1/4"	172B1326

3/16" thru 5/16" - 15 per pack, 3/8" thru 1/2" - 10 per pack

1740 SERIES

CARBIDE TIP

SDS MAX

Fractional / Bright



1740

Designed for longer life in concrete and reinforced concrete applications. The 6-cutting-edge geometry guarantees perfect round and calibrated holes, a longer lifetime, an anti-blocking system and really low vibration which delivers more comfort. The square flutes accelerate dust extraction and improves the drill bit's lifetime as well as transfers more impact energy from the head to the tip of the drill bit. It can crush through and pulverize rebar when drilling in reinforced concrete applications.

Size	Flute Length	Overall Length	1740 Order No.
1/2"	7-1/2"	13"	174F13213*
1/2"	15-1/2"	21"	174F13221*
9/16"	7-1/2"	13"	174F13613*
9/16"	15-1/2"	21"	174F13621*
5/8"	7-1/2"	13"	174F14013
5/8"	15-1/2"	21"	174F14021
5/8"	31"	36"	174F14036
3/4"	7-1/2"	13"	174F14813
3/4"	17"	21"	174F14821
3/4"	31"	36"	174F14836
7/8"	8"	13"	174F15613

Size	Flute Length	Overall Length	1740 Order No.
7/8"	17"	21"	174F15621
1"	8"	13"	174F16413
1"	17"	21"	174F16421
1"	31"	36"	174F16436
1-1/8"	12"	17"	174F20817
1-1/8"	17"	21"	174F20821
1-1/4"	9-1/2"	15"	174F21615
1-1/4"	18"	23"	174F21623
1-1/4"	31"	36"	174F21636
1-3/8"	18"	23"	174F22423
1-1/2"	18"	21"	174F23223

MASONRY DRILLS REBAR CUTTERS

These cutters are the perfect solution for drilling through concrete embedded rebar! Evacuation zones between the carbide teeth and flutes for optimal dust evacuation. Made from premium grade European Carbide.

For sizes 3/8" – 5/8", rebar cutters come in a single, one-piece design in either Micro SDS+ (Compatible with SDS+ drive systems), or 3-Flat shank.

For sizes 3/4" and above, Drillco rebar cutters come in a two-piece design (Head + Shank Adapter). The adapter is available in Micro SDS+ or 3-Flat Shank, and is interchangeable and reusable with all sizes from 3/4" and above.

- ▷ *Cuts through rebar up to 5x faster than an SDS+ multi-cutting drill*
- ▷ *Eliminates the need to relocate holes to avoid rebar; just drill straight through!*
- ▷ *Large, unique flute design optimizes debris removal*
- ▷ *Relief hole for easier chip and heat removal away from the drilling surface*

1760 / 1770 SERIES

SOLID CARBIDE

Micro SDS+ or 3-Flat Shank / Fractional / Bright
One-Piece Design



1760



Size	Head Length	Overall Length	Micro SDS+ Order No	3-Flat SDS Order No
3/8"	4"	8"	176F1248	177F1248
1/2"	4"	12"	176F13212	177F13212
9/16"	4"	12"	176F13612	177F13612
5/8"	4"	12"	176F14012	177F14012

1780 SERIES

SOLID CARBIDE

Head Only / Fractional / Bright
Two-Piece Design



1780

Size	Head Length	Order No
3/4"	4"	178F1484
7/8"	4"	178F1564
1"	4"	178F1644
1-1/8"	4"	178F2084
1-1/4"	4"	178F2164
1-3/8"	4"	178F2244
1-1/2"	4"	178F2324

Type	Adapter Length	Order No
SDS PLUS	9"	178FSDSADAPT
3-Flat Shank	9"	178F3FLATADAPT



Tech tip!

Use rebar cutters on rotation mode only

MASONRY HAMMER DRILL TOOLS

1850 SERIES



1850 Gouging Chisel



1850 Pointed Chisel



1850 Flat Chisel



1850 Toothed Chisel aka Slotting Tool



1850 Mortar Chisel aka Seam Tool



1850 Tile Chisel

Description	Overall Length	Shank Type	Length of Cut	1850 Order No.
BULL POINT CHISEL SDS-PLUS SHANK 10"	10"	SDS PLUS	–	185FCB05
BULL POINT CHISEL SDS-MAX 12"	12"	SDS MAX	–	185FCB06
BULL POINT CHISEL SDS-MAX 18"	18"	SDS MAX	–	185FCB07
BUSHING TOOL SDS-MAX 1-3/4"	9-1/2"	SDS MAX	–	185FCB29
FLAT CHISEL SDS-PLUS 3/4"	10"	SDS PLUS	13/16"	185FCF11
FLAT CHISEL SDS-MAX 1"	12"	SDS MAX	15/16"	185FCF13
FLAT CHISEL SDS-MAX 1"	18"	SDS MAX	15/16"	185FCF14
FLAT CHISEL 3/4"	18"	3/4"	15/16"	185FCF22
GOUGING CHISEL SDS-PLUS 7/8"	10"	SDS PLUS	–	185FCG27
GOUGING CHISEL SDS-MAX 1"	12"	SDS MAX	–	185FCG28
MOIL POINT CHISEL 1-1/8"	20"	1-1/8"	–	185FCM01
MOIL POINT CHISEL 3/4"	12"	3/4"	–	185FCM02
MOIL POINT CHISEL 3/4"	18"	3/4"	–	185FCM03
MORTAR/SEAM SDS-MAX 1 1/8"	12"	SDS MAX	–	185FCM26
SCALING CHISEL SDS-PLUS 1-1/2"	10"	SDS PLUS	1-9/16"	185FCS12
SCALING CHISEL SDS-MAX 2"	12"	SDS MAX	2"	185FCS15
SCALING CHISEL SDS-MAX 3"	12"	SDS MAX	3-3/16"	185FCS16
SCALING CHISEL 3/4"	12"	3/4"	3-3/16"	185FCS23
SLOTting CHISEL SDS-MAX 1-1/8"	12"	SDS MAX	1-9/16"	185FCS25
TILE SCALING CHISEL SDS- PLUS 3"	6-1/2"	SDS PLUS	1-9/16"	185FCT23
TILE SCALING CHISEL SDS- MAX 2"	12"	SDS MAX	1-31/32"	185FCT24

1860 SERIES



1860 - ADAPTER



1860 - SCRIBER

Description	Overall Length	Shank Type	1860 Order No.
SDS-PLUS ADAPTER SDS-MAX SHANK 8"	8"	SDS MAX	186FA01
CHUCK ADAPTER SDS-PLUS SHANK 2"	2"	SDS PLUS	186FA02
CHUCK ADAPTER SDS-PLUS SHANK 2-1/2"	2-1/2"	SDS PLUS	186FA03
CARBIDE TIPPED SCRIBER HEXAGONAL SHANK	–	HEXAGONAL	186FA04

MASONRY DIAMOND TIPPED CORE BITS

These special purpose core bits are used to drill holes up to 1" in diameter in masonry like sandstone, ceramics, tile and marble. Each bit is tipped in diamond for very high hardness and great wear resistance.

- ▷ *Hex shank for use in hand held power tools*
- ▷ *Diamond tip for extremely high hardness and wear resistance*
- ▷ *Coated for increased wear resistance and tool life*

TG7 SERIES Diamond Tipped Core Bit Blue Finish



Size	Overall Length	TG7 Packaging: Tube	
		Order No.	Pkg Qty
15/64"	2-11/64"	039201	1
1/4"	2-11/64"	039202	1
9/32"	2-11/64"	039203	1
5/16"	2-11/64"	039204	1
3/8"	2-9/16"	039205	1
15/32"	2-9/16"	039206	1
1/2"	2-9/16"	039207	1
19/32"	2-3/4"	039208	1
25/32"	2-3/4"	039210	1
1"	2-3/4"	039211	1

* Run Wet

* For : Glaze, Sandstone, Glazed Sandstone, Sandware, Terracotta, Marble and Tile

MULTI-STEP DRILLS



3-flat shank reduces slippage in the drill chuck. For sheet metal and other thin material such as plastic, PVC pipe, and wood. Ideal for electricians and other skilled trades.

8900 SERIES
Bright / 3-Flat Shank
Fractional



8900

Size	Shank Size	Min. Size	Max. Size	Step Increment	Number of Steps	8900 Order No.
1	1/4"	1/8"	1/2"	1/32"	13	890A001
2	1/4"	3/16"	1/2"	1/16"	6	890A002
3	3/8"	1/4"	3/4"	1/16"	9	890A003
4	3/8"	3/16"	7/8"	1/16"	12	890A004
5	1/2"	1/4"	1-3/8"	1/8"	10	890A005

Drillco's multi-step drills are designed for all sheet metals up to 5/32" thick. Creates clean, round, burr free holes in multiple sizes with just one tool!

8950 SERIES
TiN/ Hex Shank
Fractional

- Spiral Flute Design** allows for faster and smoother cutting action
- Up to 13 Sizes with one drill.** Save time and money!
- 1/4" Quick Change Hex Shank** is impact ready and easily fits into any power drill/driver
- 118° Split Point** reduces 'walking'
- Premium grade M2 High Speed Steel** construction
- TiN Coating** adds a protective layer that deflects heat, leading to longer tool life

3pc Set



Individually blister packed for easy display!

Tool#	Description	4700SE Order No.
1	13 Steps: 1/8" to 1/2"	895A001
2	9 Steps: 1/4" to 3/4"	895A002
3	12 Steps: 3/16" to 7/8"	895A003
4	13 Steps: 1/4" to 1.1/8"	895A004
SET	3pc Set: Tools #1 - #3	895SET

MULTI-STEP™ DRILLS

Now with the exclusive ICECUT™ coating

Multi-Step drill bits are the fastest and easiest way to enlarge holes in sheet metal and other materials up to 1/8" thick.

- ▷ *Special AlCrN coating provides additional toughness and wear resistance to prolong tooling life, even when compared to titanium based coatings such as TiN or TiAlN*
- ▷ *2 wide cylindrical flutes eliminate chip build-up for faster drilling and to produce holes with minimal vibration or distortion*
- ▷ *Each shank has three flats for easy mounting*
- ▷ *Spiral fluting is ideal to improve speed when working with cordless power tools*
- ▷ *Straight fluting is ideal to ensure you get the proper hole size without warping on corded power tools*



01-W SERIES

Coated / 3-Flat Shank
Fractional

Type	Type of Flute	Shank Size	Min. Size	Max. Size	Step Increment	Number of Steps	Order No.
A	SPIRAL	1/4"	1/8"	1/2"	1/8"	13	01-W 001
B	SPIRAL	3/8"	3/16"	7/8"	1/8"	12	01-W 005
C	SPIRAL	3/8"	1/4"	3/4"	1/8"	9	01-W 011
D	SPIRAL	3/8"	1/4"	1 3/8"	9/64"	10	01-W 012
E	SPIRAL	1/4"	3/16"	1/2"	3/8"	6	01-W 021
F	SPIRAL	3/8"	1/4"	1"	1/8"	10	01-W 029
A	STRAIGHT	1/4"	1/8"	1/2"	1/8"	13	01-W 101
B	STRAIGHT	3/8"	3/16"	7/8"	1/8"	12	01-W 105
C	STRAIGHT	3/8"	1/4"	3/4"	1/8"	9	01-W 111
D	STRAIGHT	3/8"	1/4"	1 3/8"	9/64"	10	01-W 112

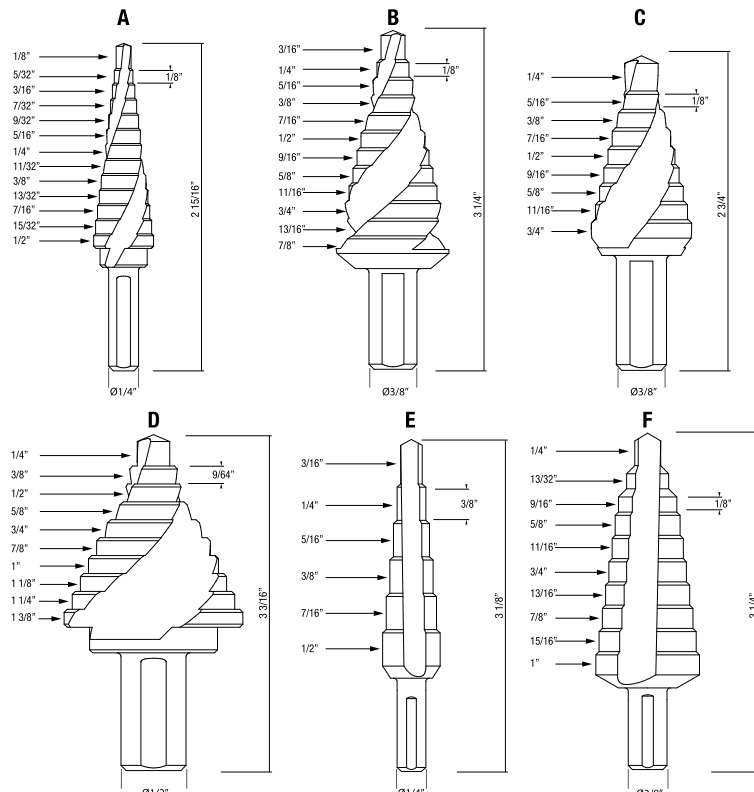
Packaged in reusable plastic packaging



STEP DRILL SET

Contains the three Multi-Step bits needed for all hole sizes from 1-3/8".

Set	
Description	Order No.
Each kit contains: 01-W 001 01-W 005 01-W 012	01-W 951



WOOD DRILLS



Ship Auger Bits are used to make long holes in thick pieces of lumber. They can cut through nails without damaging the bit. It is also capable of drilling through vinyl and plastic. Ideal for electricians, plumbers, utilities and any trade requiring fast hole drilling in clean or nail-embedded wood.

▷ All sizes are individually packaged

1900E SERIES

HIGH SPEED STEEL

Ship Auger Bit / HEX Shank
Fractional / Bright



1900E

Size	Overall Length	1900E Order No.
1/4"	7-1/2"	19E116A
3/8"	7-1/2"	19E124A
3/8"	18"	19E124B
7/16"	7-1/2"	19E128A
7/16"	18"	19E128B
1/2"	7-1/2"	19E132A
1/2"	18"	19E132B
9/16"	7-1/2"	19E136A
9/16"	18"	19E136B
5/8"	7-1/2"	19E140A
5/8"	18"	19E140B

Size	Overall Length	1900E Order No.
11/16"	7-1/2"	19E144A
11/16"	18"	19E144B
3/4"	7-1/2"	19E148A
3/4"	18"	19E148B
7/8"	7-1/2"	19E156A
7/8"	18"	19E156B
1"	7-1/2"	19E164A
1"	18"	19E164B
1-1/8"	18"	19E208B
1-1/4"	18"	19E216B

1950E SERIES

HIGH SPEED STEEL

Paddle Bits - Ball Groove Shank
Fractional / Bright

Ball groove hex shank helps reduce slippage in the drill chuck.



1950E

Size	Overall Length	1950E Order No.
1/4"	6"	195E116
5/16"	6"	195E120
3/8"	6"	195E124
1/2"	6"	195E132
9/16"	6"	195E136
5/8"	6"	195E140
11/16"	6"	195E144
3/4"	6"	195E148

Size	Overall Length	1950E Order No.
7/8"	6"	195E156
15/16"	6"	195E160
1"	6"	195E164
1-1/8"	6"	195E208
1-1/4"	6"	195E216
1-3/8"	6"	195E224
1-1/2"	6"	195E232

COMBINED DRILL & COUNTERSINK (CENTER DRILL)

When metal parts are machined on centers, as in turning or cylindrical grinding, it is always necessary to drill and countersink the center holes to serve as seats or bearings in the machine centers. Plain Type is the most commonly used combined drill and countersink.

▷ All sizes are individually packaged

3500 SERIES
HIGH SPEED STEEL
Plain Type / 60° Angle
Bright



3500

Size	Body Dia.	Overall Length	Drill Size	3500 Order No.
00	1/8"	1-1/4"	.025	350AA00
1	1/8"	1-1/4"	3/64"	350A001
2	3/16"	1-7/8"	5/64"	350A002
3	1/4"	2"	7/64"	350A003

Size	Body Dia.	Overall Length	Drill Size	3500 Order No.
4	5/16"	2-1/8"	1/8"	350A004
5	7/16"	2-3/4"	3/16"	350A005
6	1/2"	3"	7/32"	350A006
7	5/8"	3-1/4"	1/4"	350A007
8	3/4"	3-1/2"	5/16"	350A008

3500E SERIES
HIGH SPEED STEEL
Plain & Bell Type / 60° Angle
Bright

Bell Type is used if the parts to be machined are to pass through a number of subsequent handlings, where there is danger of marring the edges of the center holes. They have an additional small 120° chamfer to protect the edges of the 60° hole.



3500E Plain



3500E Bell Type

Size	Body Dia.	Overall Length	Drill Size	Plain Order No.
1	1/8"	1-1/4"	3/64"	350E001
2	3/16"	1-7/8"	5/64"	350E002
3	1/4"	2"	7/64"	350E003
4	5/16"	2-1/8"	1/8"	350E004
5	7/16"	2-3/4"	3/16"	350E005
6	1/2"	3"	7/32"	350E006
7	5/8"	3-1/4"	1/4"	350E007
8	3/4"	3-1/2"	5/16"	350E008

Size	Body Dia.	Overall Length	Drill Size	Bell Order No.
11	1/8"	1-1/4"	3/64"	350E011
12	3/16"	1-7/8"	1/16"	350E012
13	1/4"	2"	3/32"	350E013
14	5/16"	2-1/8"	7/64"	350E014
15	7/16"	2-3/4"	5/32"	350E015
16	1/2"	3"	3/16"	350E016
17	5/8"	3-1/4"	7/32"	350E017
18	3/4"	3-1/2"	1/4"	350E018

COMBINED DRILL & COUNTERSINK (CENTER DRILL)

Plain Type Long Series is used where extra reach is required.

3575E SERIES

60° Angle
Bright



3575E

Size	Body Dia.	Overall Length	Drill Size	3575E Order No.
1	1/8"	3"	3/64"	35E001A
1	1/8"	4"	3/64"	35E001B
1	1/8"	5"	3/64"	35E001C
1	1/8"	6"	3/64"	35E001D
2	3/16"	4"	5/64"	35E002A
2	3/16"	5"	5/64"	35E002B
2	3/16"	6"	5/64"	35E002C
3	1/4"	4"	7/64"	35E003A
3	1/4"	5"	7/64"	35E003B
3	1/4"	6"	7/64"	35E003C
4	5/16"	4"	1/8"	35E004A
4	5/16"	5"	1/8"	35E004B

Size	Body Dia.	Overall Length	Drill Size	3575E Order No.
4	5/16"	6"	1/8"	35E004C
4-1/2	3/8"	4"	9/64"	35E045A
4-1/2	3/8"	5"	9/64"	35E045B
4-1/2	3/8"	6"	9/64"	35E045C
5	7/16"	4"	3/16"	35E005A
5	7/16"	5"	3/16"	35E005B
6	1/2"	5"	7/32"	35E006B
6	1/2"	6"	7/32"	35E006C
7	5/8"	5"	1/4"	35E007A
7	5/8"	6"	1/4"	35E007B
8	3/4"	6"	5/16"	35E008A

PILOT FOR HOLESAWS

Pilot drills have a self centering 118° split point and are designed to fit most styles of hole saw arbors. Pilot drills have 3 notches ground into the shank to allow adjustment for varying depth hole saws.

400P SERIES

118° Split Point / 3-Flats / Fractional
Black Oxide



400P



Size	Flute Length	Overall Length	400P Order No.
1/4"	1-5/16"	4"	400P116

SCREW EXTRACTORS

Screw extractors are designed to remove a broken or seized screw. The screw must first be "drilled out" to the proper size in order for the screw extractor to fit properly. The screw extractor is turned counter-clockwise using a tap wrench.

▷ Available individually, in a 5pc set, or in a 5pc set with corresponding required drill

9000E SERIES CARBON



9000E

Size	Screw Size	Pipe Size	Drill Size	9000E Order No.
1	3/16"	–	5/64"	9000E001
2	1/4"	–	7/64"	9000E002
3	5/16"	–	5/32"	9000E003
4	7/16" – 9/16"	–	1/4"	9000E004
5	9/16-3/4"	1/8"	17/64"	9000E005
6	3/4"	3/8"	13/32"	9000E006
7	1" – 1-3/8"	1/2"	17/32"	9000E007
8	1-3/8"	3/4"	13/16"	9000E008
9	1-3/4"	1"	1-1/16"	9000E009



9000ESET



9000EDS

Corresponding Sets		
Description	Drills	Order No.
9000E Series Screw Extractor Sets with 100SE Drills		
#1-5 with Drills	5/64, 7/64, 5/32, 1/4, 17/64	9000EDS
9000E Series Screw Extractor Sets		
#1-5 no Drills	N/A	9000ESET

HARDENED DRILL SLEEVE

Regular Length. For adapting Morse Taper Shank tools to larger Morse taper holders. Hardened Sleeves (1420) – Case hardened throughout and ground internally and externally

1420 SERIES Hardened Bright



1420

Size	Inside Morse Taper	Morse Taper Outside	1420 Order No.
12	1	2	142E012H
13	1	3	142E013H
14	1	4	142E014H
23	2	3	142E023H
24	2	4	142E024H
25	2	5	142E025H
34	3	4	142E034H
35	3	5	142E035H
45	4	5	142E045H
46	4	6	142E046H
56	5	6	142E056H

Extension Length. For adapting Morse Taper Shank tools to larger or smaller Morse taper holders. Can also be used to extend the length of taper shank tools. Hardened Sleeves (1440) – Case hardened throughout and ground internally and externally

1440 SERIES Hardened Bright



1440

Size	Inside Morse Taper	Morse Taper Outside	1440 Order No.
12	1	2	144E012H
13	1	3	144E013H
21	2	1	144E021H
22	2	2	144E022H
23	2	3	144E023H
24	2	4	144E024H
32	3	2	144E032H
33	3	3	144E033H
34	3	4	144E034H
43	4	3	144E043H
44	4	4	144E044H
45	4	5	144E045H
54	5	4	144E054H
55	5	5	144E055H
56	5	6	144E056H

DRILL DRIFTS & GAUGES

For ejecting taper shank tools out of Morse Taper sleeves and sockets. Fully drop forged.


1470 SERIES Drill Drifts Bright



Size	Overall Length	Morse Taper	Drifts Order No.
1	4-1/2"	#1	147E001
2	5-1/4"	#2	147E002
3	6"	#3	147E003
4	7"	#4, 5 and 6	147E004

DRILL GAUGES

For ejecting taper shank tools out of Morse Taper sleeves and sockets. Fully drop forged.



Size	Gauges Order No.
Fractional	29G0000
33/64" - 1"	32G0000
Wire #1 - 60	60G0000

DISPLAY, DISPENSERS, INDEXES



49A123 / 540DX



115DX



29IDX

No. of Pieces	Series	Description	Order No.
Drill Display Case - Counter Top Display			
540	200		200A540C
	200B		200B540C
	200LH	(24) 1/16, (24) 5/64, (24) 3/32, (24) 7/64, (60) 1/8, (24) 9/64, (24) 5/32,	200LH540C
	300	(24) 11/64, (48) 3/16, (24) 13/64, (24) 7/32, (24) 15/64, (60) 1/4, (12)	300A540C
	300N	17/64, (12) 9/32, (12) 19/64, (12) 5/16, (6) 21/64, (6) 11/32, (6) 23/64,	300N540C
	300C	(12) 3/8, (6) 25/64, (6) 13/32, (6) 27/64, (12) 7/16, (6) 29/64, (6) 15/32,	300C540C
	350N	(6) 31/64, (6) 1/2	350N540C
	400		400A540C
	400N		400N540C
Drill Dispensers (Empty)			
	Jobber Drill Dispensers	270PC FRACTIONAL SIZES	270DX
	Jobber Drill Dispensers	720PC WIRE SIZES	720DX
	Jobber Drill Dispensers	240PC LETTER SIZES	240DX
	Jobber Drill Dispensers	MASTER DRILL DISPENSER	115DX
	Jobber Drill Dispensers	234PC METRIC SIZES	800DX
Drill Index (Empty)			
13		13PC DRILL BIT INDEX 1/16" - 1/4" by 64 ^{ths}	13IDX
15		15PC DRILL BIT INDEX 1/16" - 1/2" by 32 ^{nds}	15IDX
21		21PC DRILL BIT INDEX 1/16" - 3/8" by 64 ^{ths}	21IDX
26		26PC DRILL BIT INDEX A-Z	26IDX
29		29PC DRILL BIT INDEX 1/16" - 1/2" by 64 ^{ths}	29IDX
29		29PC DRILL BIT INDEX 1/16" - 1/2" by 64 ^{ths} , "DRILL PAL"	29WIDX
60		60PC DRILL BIT INDEX #1-60	60IDX
540		540PC EMPTY DRILL COUNTER DISPLAY	540DX or 49A123

TECHNICAL INFORMATION

Drill Feeds and Speeds

Material	Hardness	Drill Type	Point Style	Point Angle	Speed (SFM)	Feed	Coolant
Aluminum / Aluminum Alloys	–	High Helix	Standard	118°	200-300	Medium to Heavy	Water Soluble
Aluminum Bronze	–	High Helix	Standard	118°	50-100	Medium to Heavy	Water Soluble
Brass, Free Machining	–	Low Helix	Standard	118°	100-250	Medium to Heavy	Water Soluble
Bronze, Soft Medium	Below 200	General Purpose	Standard	118°	70-150	Medium to Heavy	Water Soluble
Bronze, High Tensile	–	Low Helix or Half RD	Standard	118°	50-100	Medium to Heavy	Water Soluble
Cooper / Cooper Alloys	–	General Purpose	Standard	118°	100-200	Medium	Water Soluble
High Temp. Alloys, Cobalt Base	180-300	Cobalt	Split Point	135°	5-20	Medium	Activated Oils
High Temp. Alloys, Iron Base	180-300	Cobalt	Split Point	135°	5-20	Medium	Activated Oils
High Temp. Alloys, Nickel Base	180-300	Nitro® or Cobalt	Split Point	135°	5-15	Medium	Activated Oils
Iron, Soft Case	Up to 150	Heavy Duty or Nitro®	Split Point	135°	75-150	Medium	Dry / Air
Iron, Medium Case	150-250	Heavy Duty or Nitro®	Split Point	135°	50-100	Medium	Dry / Air
Iron, Hard Case	Over 250	Carbide	Standard	118°	40-75	Light to Medium	Dry / Air
Plastic & Related Materials	–	Low Helix	Low Angle	90°	100-200	Medium to Heavy	Dry / Air
Steel, Alloyed Low Carbon	125-275	General Purpose	Standard	118°	50-70	Medium	Water Soluble
Steel, Alloyed Medium Carbon	275-325	Heavy Duty or Nitro®	Split Point	135°	40-55	Medium	Water Soluble
Steel, Alloyed High Carbon	Over 325	Cobalt	Split Point	135°	30-50	Medium	Water Soluble
Steel Low & Medium carbon	Below 175	General Purpose	Standard	118°	45-95	Medium to Heavy	Water Soluble
Steel High Carbon	175-225	General Purpose	Standard	118°	45-65	Medium	Water Soluble
Stainless Steel, Austenitic	Below 300	Heavy Duty or Nitro®	Split Point	135°	40-60	Medium to Heavy	Water Soluble
Stainless Steel Precipitation	Over 300	Cobalt	Split Point	135°	20-40	Medium	Cutting Oil

Drill Dia.	Light	Medium	Heavy
Feed Per Drill Revolution			
1/16" to 1/8"	.0005 - .0010	.0010 - .0020	.0020 - .0040
1/8" to 1/4"	.0010 - .0030	.0030 - .0050	.0040 - .0060
1/4" to 3/8"	.0030 - .0050	.0050 - .0070	.0060 - .0100
3/8" to 1/2"	.0040 - .0060	.0050 - .0080	.0080 - .0120
1/2" to 3/4"	.0050 - .0070	.0070 - .0100	.0090 - .0140
3/4" to 1"	.0070 - .0100	.0090 - .0140	.0140 - .0200

Recommended Drilling Depths

Length of Drill	Drilling Depth
Center Drills	1 x D
Stub (Screw Machine)	2.5 x D
Mechanic's	3.5 x D
Jobber	4 x D
S&D Drill	4 x D
Aircraft Extension	4 x D
Taper Length	6 x D
8" Extra Length	10 x D
12" Extra Length	12 x D
18" Extra Length	15 x D

Feeds – Feed rates for drilling are governed by the drill diameter, machinability of materials and depth of hole.

Speeds – The speed of a drill is determined by the rate which the outer periphery of the tool rotates in relation to material being cut. In general, the SFM at which a drill will operate is within a range based upon the workpiece material, its condition, hardness and depth of hole. It is usually advisable to start the drilling process at a slower SFM and then increase to the maximum.

$$\text{RPM} = \frac{\text{SFM}}{\text{TD}} \times 3.82 = \text{Revolutions Per Minute}$$

$$\text{SFM} = \text{RPM} \times \text{TD} \times .26 = \text{Surface Feet Per Minute}$$

TD – Tool diameter in inches

TECHNICAL INFORMATION

710 Drill Feeds and Speeds

Workpiece Material Groups	Hardness	Speed (SFM)	1/32"	1/16"	1/8"	1/4"	3/8"	1/2"	5/8"	3/4"
Free Machining & Low Carbon Steels										
1006, 1008, 1015, 1018, 1020, 1022, 1025, 1117, 1140, 1141, 11L08, 11L14, 1213, 12L13, 12L14, 1215, 1330	up to 28 Rc	330	0.0010	0.0020	0.0030	0.0060	0.0080	0.0100	0.0110	0.0120
Medium Carbon & High Carbon Steels, Alloy Steels & Easy to Machine Tool Steels										
1030, 1035, 1040, 1045, 1050, 1052, 1055, 1060, 1085, 1095, 1541, 1551, 9255, 2515, 3135, 3415, 4130, 4137, 4140, 4150, 4320, 4340, 4520, 5015, 5115, 5120, 5132, 5140, 5155, 6150, 8620, 9262, 9840, 52100, O1, O2, O6, S2, W1 to W310	28 to 38 Rc	265	0.0010	0.0020	0.0030	0.0060	0.0080	0.0100	0.0110	0.0120
Tool Steels & Die Steels										
O7, M1, M2, M3, M4, M7, T1, T2, T4, T5, T8, T15, A2, A3, A6, A7, H10, H11, H12, H13, H19, H21, L3, L6, L7, P2, P20, S1, S5, S7, 52100, A 128, D2, D3, D4, D5, D7	28 to 44 Rc	230	0.0010	0.0020	0.0030	0.0060	0.0080	0.0100	0.0110	0.0120
Hardened Steel										
	45 to 65 Rc	50	0.0003	0.0010	0.0010	0.0010	0.0020	0.0020	0.0020	0.0030
Stainless Steel - Moderately Difficult										
301, 302, 303 High Tensile, 304, 304L, 305, 420, 15-5PH, 17-4PH, 17-7PH	up to 28 Rc	150	0.0010	0.0020	0.0030	0.0060	0.0080	0.0100	0.0110	0.0120
Stainless Steel - Difficult to Machine										
302B, 304B, 309, 310, 316, 316B, 316L, 316Ti, 317, 317L, 321, PH13-8Mo, Nitronics	up to 28 Rc	100	0.0003	0.0005	0.0020	0.0040	0.0050	0.0060	0.0080	0.0100
High Temp Alloys										
Nimonic, Inconel, Monel, Hastelloy	up to 42 Rc	70	0.0003	0.0005	0.0020	0.0040	0.0050	0.0060	0.0080	0.0100
Titanium Alloys										
6Al-4V, 5Al-2.5 Sn, 6Al-2 Sn-4Zr-6Mo, 3Al-8V-6Cr4Mo-4Zr, 10V-2Fe-3Al, 13V-11Cr-3Al	up to 42 Rc	180	0.0003	0.0005	0.0020	0.0040	0.0050	0.0060	0.0080	0.0100
Cast-Iron - Gray CG										
ASTM A48, CLASS 20, 25, 30, 35, SAE J431C, GRADES G1800, G3000, G3500, GG 10, 15, 20, 25, 30, 35, 40	up to 240 HB	365	0.0010	0.0020	0.0030	0.0060	0.0080	0.0100	0.0110	0.0120
Cast Iron - Ductile & Malleable CGI										
60-40-18, 65-45-12, D4018, D4512, D5506, 32510, 35108, M3210, M4504, M5503, 250, 300, 350, 400, 450	over 240 HB	365	0.0010	0.0020	0.0030	0.0060	0.0080	0.0100	0.0110	0.0120
Plastics										
		300	0.0010	0.0020	0.0030	0.0060	0.0080	0.0100	0.0110	0.0120
Kevlar										
		300	0.0010	0.0020	0.0030	0.0060	0.0080	0.0100	0.0110	0.0120

Recommended cutting speed for HSS+Co Twist Drill Bits

SFM*		100	70	40	200
Cutter Dia.	Mild Steel	Steel	Stainless Steel	Aluminium	
Inch	mm	500N/mm ²	900N/mm ²		
1/16"	1.6	6112	4278	2445	12224
1/8"	3.2	3056	2139	1222	6112
3/16"	4.8	2037	1426	815	4075
1/4"	6.4	1528	1070	611	3056
5/16"	7.9	1222	856	489	2445
3/8"	9.5	1019	713	407	2037
7/16"	11.1	873	611	349	1746
1/2"	12.7	764	535	306	1528
9/16"	14.3	679	475	272	1358
5/8"	15.9	611	428	244	1222
11/16"	17.5	556	389	222	1111
3/4"	19.1	509	357	204	1019
13/16"	20.6	470	329	188	940
7/8"	22.2	437	306	175	873
15/16"	23.8	407	285	163	815
1"	25.4	382	267	153	764
1-1/16"	27	360	252	144	719
1-1/8"	28.6	340	238	136	679
1 3/16"	30.2	322	225	129	643
1-1/4"	31.8	306	214	122	611
1-5/16"	33.3	291	204	116	582
1-3/8"	34.9	278	194	111	556
1-7/16"	36.5	266	186	106	531
1-1/2"	38.1	255	178	102	509

* SFM = Surface Feet per Minute Optimal RPM = SFM x 3.82/Diameter (in.)

Recommended cutting speed for MULTI-STEP^{MC} M2AI HSS Drill Bits

Cutter Dia.	Alumin-ium	Copper	Mild Steel	Stainless Steel	Non-metallic	
mm	Inch					
12.7	1/2"	1003	878	502	376	1128
14.3	9/16"	892	781	446	335	1004
15.9	5/8"	802	702	401	301	902
17.5	11/16"	730	638	365	274	821
19.1	3/4"	669	585	334	251	752
20.6	13/16"	617	540	309	231	694
22.2	7/8"	573	502	287	215	645
23.8	15/16"	535	468	268	201	602
25.4	1"	502	439	251	188	564
27.0	1-1/16"	472	413	236	177	531
28.6	1-1/8"	446	390	223	167	502
30.2	1-3/16"	422	370	211	158	475
31.8	1-1/4"	401	351	201	150	451
33.3	1-5/16"	382	334	191	143	430
34.9	1-3/8"	365	319	182	137	410

* Choose RPM based on LARGEST step diameter

TECHNICAL INFORMATION

Recommended cutting speed for HSS Twist Drill Bits

SFM	60	50	30	259
Cutter Dia.	Mild Steel	Steel	Stainless Steel	Aluminum
1/64	14669	12224	7334	61120
1/32	7334	6112	3667	30560
3/64	4890	4075	2445	20373
1/16	3667	3056	1834	15280
5/64	2934	2445	1467	12224
3/32	2445	2037	1222	10187
7/64	2096	1746	1048	8731
1/8	1834	1528	917	7640
9/64	1630	1358	815	6791
5/32	1467	1222	733	6112
11/64	1334	1111	667	5556
3/16	1222	1019	611	5093
13/64	1128	940	564	4702
7/32	1048	873	524	4366
15/64	978	815	489	4075
1/4	917	764	458	3820
17/64	863	719	431	3595
9/32	815	679	407	3396
19/64	772	643	386	3217
5/16	733	611	367	3056
21/64	699	582	349	2910
11/32	667	556	333	2778
23/64	638	531	319	2657
3/8	611	509	306	2547
25/64	587	489	293	2445
13/32	564	470	282	2351
27/64	543	453	272	2264
7/16	524	437	262	2183
29/64	506	422	253	2108
15/32	489	407	244	2037
31/64	473	394	237	1972
1/2	458	382	229	1910
33/64	445	370	222	1852
17/32	431	360	216	1798
35/64	419	349	210	1746
9/16	407	340	204	1698
37/64	396	330	198	1652
19/32	386	322	193	1608
39/64	376	313	188	1567
5/8	367	306	183	1528
41/64	358	298	179	1491
21/32	349	291	175	1455
43/64	341	284	171	1421
11/16	333	278	167	1389
45/64	326	272	163	1358
23/32	319	266	159	1329
47/64	312	260	156	1300
3/4	306	255	153	1273
49/64	299	249	150	1247
25/32	293	244	147	1222
51/64	288	240	144	1198
13/16	282	235	141	1175
53/64	277	231	138	1153
27/32	272	226	136	1132
55/64	267	222	133	1111

SFM	60	50	30	259
Cutter Dia.	Mild Steel	Steel	Stainless Steel	Aluminum
7/8	262	218	131	1091
57/64	257	214	129	1072
29/32	253	211	126	1054
59/64	249	207	124	1036
15/16	244	204	122	1019
61/64	240	200	120	1002
31/32	237	197	118	986
63/64	233	194	116	970
1	229	191	115	955
1 1/64	226	188	113	940
1 1/32	222	185	111	926
1 3/64	219	182	109	912
1 1/16	216	180	108	899
1 5/64	213	177	106	886
1 3/32	210	175	105	873
1 7/64	207	172	103	861
1 1/8	204	170	102	849
1 9/64	201	167	100	837
1 5/32	198	165	99	826
1 11/64	196	163	98	815
1 3/16	193	161	97	804
1 13/64	191	159	95	794
1 7/32	188	157	94	784
1 15/64	186	155	93	774
1 1/4	183	153	92	764
1 17/64	181	151	91	755
1 9/32	179	149	89	745
1 19/64	177	147	88	736
1 5/16	175	146	87	728
1 21/64	173	144	86	719
1 11/32	171	142	85	711
1 23/64	169	141	84	703
1 3/8	167	139	83	695
1 25/64	165	137	82	687
1 13/32	163	136	81	679
1 27/64	161	134	81	672
1 7/16	159	133	80	664
1 29/64	158	131	79	657
1 15/32	156	130	78	650
1 31/64	154	129	77	643
1 1/2	153	127	76	637

TECHNICAL INFORMATION

Drill Surface Treatments

Type	Chemical Compositions of High Speed Steels					Term
	Carbon %	Tungsten %	Molybdenum	Chromium %	Vanadium %	
M.50	.83	0.10	4.25	4.00	1.00	HSS
M1	.80	1.50	8.00	4.00	1.00	HSS
M2	.85	6.00	5.00	4.00	2.00	HSS
M7	1.00	1.75	8.75	4.00	2.00	HSS
M35	.80	6.00	5.00	4.00	2.00	5% Cobalt
M42	1.0	1.50	9.50	3.75	1.05	8% Cobalt

Surface Treatments

Surface treatments for high speed steel tools function to condition them, so in certain applications they will outperform tools that have not been treated. Surface treatments do not, however, alter the functional structure of the tool itself.

Black Oxide - This treatment is applied to finished tools and produces a thin black iron oxide surface coating. It also provides additional tempering and stress relieving. This coating reduces galling and chip welding and also increases the ability of the tool to retain lubricants. Recommended in iron and steel drilling applications. It should not be used in non-ferrous metals such as aluminum because it increases the loading tendencies of the tool.

Nitride - This treatment produces a hard case which is highly resistant to abrasion. It also retards the tendency of softer materials to cling or load on tools. Recommended for tools that are used for ferrous, non-ferrous, and non-metallic materials which are abrasive and have loading characteristics.

Nitride and Oxide - Combines the advantages of the lubricity of oxide with the abrasion resistance of nitriding. Recommended for abrasive ferrous applications. Not recommended for soft materials such as aluminum, magnesium or similar non-ferrous applications.

Chrome Plating - This treatment deposits an extremely thin layer of chromium on the surface of tools. It reduces the coefficient of friction, and resists chip weld and abrasion. Recommended for non-ferrous and non-metallic materials.

Titanium Nitride - This surface treatment improves tool life by acting as a wear resistant and thermal barrier. It also gives the tool a low coefficient of friction and very high surface hardness. It reduces friction and chip welding and acts as a thermal insulator between the chip and the tool. Recommended for use in ferrous materials below Rc 40 and in non-ferrous materials.

Drill Points

Conventional Point - Conventional points with 118° included point angles are the most commonly used because they provide satisfactory results in a wide variety of materials. A possible limitation is that the straight chisel edge contributes to walking at the drill point, often making it necessary to spot the hole for improved accuracy.

Split Point - Split points were originally developed for use on drills designed for deep oil holes in automotive crankshafts. Since its inception, the split point has gained widespread use and is applied to both 118° and 135° included point angles. Its main advantages are the ability to reduce thrust and eliminate walking at the drill point. This is a distinct advantage when the drill is used in a portable drill or in drilling applications where busings cannot be used. The split point also has two positive rake cutting edges extending the center of the drill, which can assist as a chipbreaker to produce small chips which can readily be ejected.

Notched Point - Notched points were developed for drilling tough alloys. Commonly incorporated on heavy web drills, which allow the point to withstand the higher thrust loads required in drilling these materials. As with the split point, the notched point contains two additional positive rake cutting edges extending toward the center of the drill. These secondary cutting lips, which extend no further than half the original cutting lip, can assist in chip control and reduce the torque required in drilling tough materials. Notched points can be incorporated on both 118° and 135° included point angles, making them suitable for drilling a broad variety of materials.

Helical Point - Helical points change the flat blunt chisel to a "S" contour with a radiused crown effect which has its highest point at the center of the drill axis. This crown contour creates a continuous cutting edge from margin to margin across the web. The advantage is its self-centering ability which allows the chisel to cut and enables the drill to cut closer to actual drill diameter. Helical Points are not available under 1/16" diameter.

Reduced Rake Point - Reduced rake points are generated by flatter or dubbing both cutting lips from the outer periphery to the chisel. This reduces the effective axial rake to 0–5, positive which translates to a plowing rather than shearing action. This reduction in shearing is an effective method of preventing the drill from grabbing in low tensile strength materials such as brass. Reducing the rake also strengthens the cutting lip and can assist in breaking chips.

TECHNICAL INFORMATION

Decimal Equivalent Chart

Drill Size	MM	Decimal Inches	Drill Size	MM	Decimal Inches	Drill Size	MM	Decimal Inches	Drill Size	MM	Decimal Inches
-	0.10	.0039	45	2.08	.0820	5	5.22	.2055	7/16	11.11	.4375
-	0.20	.0079	44	2.18	.0860	4	5.31	.2090	29/64	11.15	.4531
-	0.25	.0098	43	2.26	.0890	3	5.41	.2130	15/32	11.91	.4688
-	0.30	.0118	42	2.37	.0935	7/32	5.56	.2188	-	12.00	.4724
80	0.34	.0135	3/32	2.38	.0938	2	5.61	.2210	31/64	12.30	.4844
79	0.37	.0145	41	2.44	.0960	1	5.79	.2280	1/2	12.70	.5000
1/64	0.40	.0156	40	2.50	.0980	A	5.94	.2340	-	13.00	.5118
78	0.41	.0160	39	2.53	.0995	15/64	5.95	.2344	33/64	13.10	.5156
77	0.46	.0180	38	2.58	.1015	-	6.00	.2360	17/32	13.49	.5312
-	0.50	.0197	37	2.64	.1040	B	6.05	.2380	35/64	13.89	.5469
76	0.51	.0200	36	2.71	.1065	C	6.15	.2420	-	14.00	.5512
75	0.53	.0210	7/64	2.78	.1094	D	6.25	.2460	9/16	14.29	.5625
74	0.57	.0225	35	2.79	.1100	1/4	6.35	.2500	37/64	14.68	.5781
-	0.60	.0236	34	2.82	.1110	E	6.35	.2500	-	15.00	.5906
73	0.61	.0240	33	2.87	.1130	F	6.53	.2570	19/32	15.08	.5938
72	0.64	.0250	32	2.95	.1160	G	6.63	.2610	39/64	15.48	.6094
71	0.66	.0260	-	3.00	.1181	17/64	6.75	.2656	5/8	15.88	.6250
-	0.70	.0276	31	3.05	.1200	H	6.76	.2660	-	16.00	.6299
70	0.71	.0280	1/8	3.18	.1250	I	6.91	.2720	41/64	16.27	.6406
69	0.74	.0282	30	3.26	.1285	-	7.00	.2756	21/32	16.67	.6562
-	0.75	.0295	29	3.45	.1360	J	7.04	.2770	-	17.00	.6693
68	0.79	.0310	28	3.57	.1405	K	7.14	.2810	43/64	17.07	.6719
1/32	0.79	.0313	9/64	3.57	.1406	9/32	7.14	.2812	11/16	17.46	.6875
-	0.80	.0315	27	3.66	.1440	L	7.37	.2900	45/64	17.86	.7031
67	0.81	.0320	26	3.73	.1470	M	7.49	.2950	-	18.00	.7087
66	0.84	.0330	25	3.80	.1495	19/64	7.54	.2969	23/32	18.26	.7188
65	0.89	.0350	24	3.86	.1520	N	7.67	.3020	47/64	18.65	.7344
-	0.90	.0354	23	3.91	.1540	5/16	7.94	.3125	-	19.00	.7480
64	0.91	.0360	5/32	3.97	.1562	-	8.00	.3150	3/4	19.05	.7500
63	0.94	.0370	22	3.99	.1570	O	8.03	.3160	49/64	19.45	.7656
62	0.97	.0380	-	4.00	.1575	P	8.20	.3230	25/32	19.84	.7812
61	0.99	.0390	21	4.04	.1590	21/64	8.33	.3281	-	20.00	.7874
-	1.00	.0394	20	4.09	.1610	Q	8.43	.3320	51/64	20.24	.7969
60	1.02	.0400	19	4.22	.1660	R	8.61	.3390	13/16	20.64	.8125
59	1.04	.0410	18	4.31	.1695	11/32	8.73	.3438	-	21.00	.8268
58	1.07	.0420	11/64	4.37	.1719	S	8.84	.3480	53/64	21.03	.8281
57	1.09	.0430	17	4.39	.1730	-	9.00	.3543	27/32	21.43	.8438
56	1.18	.0465	16	4.50	.1770	T	9.09	.3580	55/64	21.84	.8594
3/64	1.19	.0469	15	4.57	.1800	23/64	9.13	.3594	-	22.00	.8661
55	1.32	.0520	14	4.62	.1820	U	9.35	.3680	7/8	22.23	.8750
54	1.40	.0550	13	4.70	.1850	3/8	9.53	.3750	57/64	22.62	.8906
53	1.51	.0595	3/16	4.76	.1875	V	9.56	.3770	-	23.00	.9055
1/16	1.59	.0625	12	4.80	.1890	W	9.80	.3860	29/32	23.02	.9062
52	1.61	.0635	11	4.85	.1910	25/64	9.92	.3906	59/64	23.42	.9219
51	1.70	.0670	10	4.91	.1935	-	10.00	.3937	15/16	23.81	.9375
50	1.78	.0700	9	4.98	.1960	X	10.08	.3970	-	24.00	.9449
49	1.85	.0730	-	5.00	.1968	Y	10.26	.4040	61/64	24.21	.9531
48	1.93	.0760	8	5.05	.1990	13/32	10.32	.4062	31/32	24.61	.9688
5/64	1.98	.0781	7	5.11	.2010	Z	10.49	.4130	-	25.00	.9843
47	1.99	.0785	13/64	5.16	.2031	27/64	10.72	.4219	63/64	25.00	.9844
-	2.00	.0787	6	5.18	.2040	-	11.00	.4331	1"	25.40	1.0000
46	2.06	.0810	-	-	-	-	-	-	-	-	-

TECHNICAL INFORMATION

Common Drilling Terms

Axis - The imaginary straight line which forms the lengthwise center of a drill

Body - The section of a drill from the shank to the outer edges of the cutting lips

Body Clearance Diameter - The portion of the land that has been cut away so it will not bind against the walls of the hole

Chip Removal - The ability of a drill to pull material that has been cut away from the point, up the flutes and out of the hole

Chisel Edge - The edge at the end of the web that connects the cutting lips

Chisel Edge Angle - The angle between the chisel edge and cutting lip, as viewed from the end of a drill

Cobalt Steel - A heat-resistant steel that produces increased drill life

Drill Diameter - The diameter over the margins of a drill, measured at the point (Dia.)

Feeds - Feed rates for drilling are determined by the drill diameter, machinability of materials and depth of the desired hole. Small drills, harder materials and deeper holes require additional considerations in selecting proper feed rates

Flute - Groove cut in the body of drills to provide cutting surfaces, permit removal of chips and allow cutting fluid to reach cutting surfaces

Flute Length - The distance from the outer edges of the cutting lips to the extreme back of the flutes

Helix Angle - The angle formed between the leading edge of the land and the axis of a drill

High Speed Steel - The high quality steel used in drills for most maintenance and industrial applications

IPM - Feed rate in Inches Per Minute = IPR X RPM

IPR - Inches Per Revolution (Feed)

Land - The outer portion of the body between two adjacent flutes

Land Width - The distance between the leading edge and heel of the land, measured at a right angle to the leading edge

Lip Relief Angle - The relief angle at the outer corner of the lip

Lip - The cutting edge of a two-flute drill which extends from the chisel edge to the outer edge

Margin - The narrow raised surface on a drill body along the flute that stabilizes the drill in the hole

Neck - The section of reduced diameter between the body and the shank of a drill

Overall Length - The length from the end of the shank to the outer corners of the cutting lip

Point - The cone-shaped cutting end of a drill, made from the ends of the lands and the web

Point Angle - The angle of the cutting surfaces on a drill point, commonly 118° or 135°

RPM - Revolutions Per Minute = $\frac{\text{SFM}}{\text{Dia.}} \times 3.82$

SFM - Surface Feet Per Minute = RPM X Dia. X .26

Shank - The part of a drill by which it is held and driven

Size - Measurement reference for diameter size of a drill, expressed as either fractional, wire, letter or metric

Speed - The speed of a drill is determined by the rate which the outer edge of the tool rotates in relation to the material being cut. In general, the SFM is within a range based upon the workpiece material, its condition, hardness and depth of the hole. The deeper the hole, the greater tendency for more heat to be generated. Speed reduction is often recommended to minimize the amount of heat. It is usually best to start drilling at a slower speed and then increase.

Split Point - A special point configuration that eliminates "walking" so holes stay on center

Web - The central portion of the body that joins the lands. The extreme end of the web forms the chisel edge of a two-flute drill

Web Thickness - The thickness of the web at the point, unless otherwise specified

TECHNICAL INFORMATION

Drill Troubleshooting Guide

Trouble	Possible Causes	Corrections
Drill Breaks	Spring or back lash in press or work	Test press and work for rigidity and alignment
	Too little lip relief	Regrind properly
	Speed too low in proportion to the feed	Increase or decrease speed
	Dull drill	Sharpen drill
Outer Corner Breakdown	Possible chip congestion	Peck drill
	Uneven hardness in work material	Reduce speed
	Too much Speed	Reduce Speed
Drill Breaks in Brass or Wood	Improper cutting compound	Use proper cutting compound
	Chips clog up flutes	Increase speed. Use drills designed for these materials
Cutting Lips Chipped	Too much feed	Reduce feed
	Too much lip relief	Regrind properly
Cracking or Checking in Cutting Edges	Heated and cooled too quickly	Warm slowly before using. Do not throw cold water on hot drill while grinding or drilling
	Too much feed	Reduce feed
Hole too Large	Unequal angle or length of the cutting edges or both	Regrind properly
	Loose spindle	Test spindle for rigidity
Only One Lip Cutting	Unequal length or angle of cutting lips or both	Regrind drill properly
Drill Splits up Center	Too little lip relief	Regrind with proper relief
	Too much feed	Reduce feed
Rough Hole	Dull or improperly ground drill	Regrind properly
	Lack of lubricant or wrong lubricant	Lubricate or change lubricant
	Improper set-up	Check set-up
	Too much feed	Reduce feed

02

TAPS



QUICK PAGES REFERENCES

GENERAL PURPOSE TAPS



Hand Taps High Speed Steel

Bright Finish
Low to medium tensile strength materials, and aluminum

Type	Series	Catalog page reference
Taper, Plug, Bottoming/ Through or Blind Hole	2000	359, 360
	2000E	361
	2800	362
	2800E	363



Hand Taps High Speed Steel

Bronze Surface Treatment
For long life on most materials

Type	Series	Catalog page reference
Taper, Plug, Bottoming/ Through or Blind Hole SST	03-A, 03-B	364



Hand Taps High Speed Steel



Black Oxide
For better performance on low to medium tensile strength materials

Type	Series	Catalog page reference
Taper, Plug, Bottoming/ Through or Blind Hole	2000N	365, 366



Hand Taps Carbon

Bright Finish
For cleaning up threads or repairing damaged threads

Type	Series	Catalog page reference
Taper, Plug, Bottoming/ Through or Blind Hole	2000C	367, 368



Power Taps High Speed Steel

Bronze Surface Treatment
For long life on most materials using power tools

Type	Series	Catalog page reference
Plug, Through or Blind Hole	03-A, 03-B	369



Spiral Point Taps High Speed Steel



Black Oxide
For tapping through holes in high tensile strength materials

Type	Series	Catalog page reference
Plug / Through Hole	2100N	370



Spiral Point Taps High Speed Steel

Bright Finish
For tapping through holes in low to medium tensile strength materials

Type	Series	Catalog page reference
Plug / Through Hole	2850	370
	2100, 2100E	371



Oversize Spiral Point Taps High Speed Steel

Bright Finish
To cut oversized threads in through holes

Type	Series	Catalog page reference
Plug / Through Hole	2103, 2105	372



Oversized Hand Taps High Speed Steel

Bright Finish
To cut oversized Threads in through holes

Type	Series	Catalog page reference
Oversize / Plug & Bottoming / Through or Blind Hole	2003, 2005	372



PRODUCTION TAPS



ANSI Production Taps *NITRO*

M4 Premium HSS

Black Oxide or TiCN Coated
For production tapping & threading

Type	Series	Catalog page reference
Through or Blind Hole	2150N	373
	2160N	374
	2250N	375
	2260N	376
	2270N	377



DIN/ANSI Production Taps *NITRO*

High Speed Steel

Bright Finish
For machine tapping through holes

Type	Series	Catalog page reference
Plug / Through Hole	2100PS	378



Production Multi-Application Spiral Flute Taps

High Speed Steel

Bright Finish
For tapping blind holes

Type	Series	Catalog page reference
Bottoming / Blind Hole <i>NITRO</i>	2000PF	379
	2000F	380



Thread Forming Taps

High Speed Steel

Bright Finish
Thread forming does not produce any chips

Type	Series	Catalog page reference
Plug & Bottoming / Through or Blind Hole	2090	380



PIPE TAPS



Taper Pipe Taps (NPT)

High Speed Steel

Bright Finish
For long life on most materials

Type	Series	Catalog page reference
Through or Blind Hole	2900, 2900E	381



Taper Pipe Taps (NPT)

Carbon

Bright Finish
For long life on most material

Type	Series	Catalog page reference
Through or Blind Hole	2700E	381



Taper Pipe Taps (NPT)

Carbon

Bright Finish
For steel and non-ferrous metals

Type	Series	Catalog page reference
Through or Blind Hole	02- C	382



Interrupted Thread Pipe Taps

High Speed Steel

Bright Finish
For better chip management

Type	Series	Catalog page reference
Through or Blind Hole	2930	383



Taper Pipe Taps (NPS)

High Speed Steel

Bright Finish
For straight pipe threads

Type	Series	Catalog page reference
Through or Blind Hole	2950	383



SPECIAL PURPOSE TAPS

Left Hand Taps High Speed Steel

Bright Finish
For creating left-handed threads

Type	Series	Catalog page reference
Taper, Plug & Bottoming / Through or Blind Hole	2300	384



8-Pitch Hand Taps High Speed Steel

Bright Finish
For larger diameter threaded holes

Type	Series	Catalog page reference
Taper, Plug & Bottoming / Through or Blind Hole	2500	385



Screw Thread Insert Hand Taps (STI) High Speed Steel

Bright Finish
STI Taps for screw thread inserts

Type	Series	Catalog page reference
Plug & Bottoming / Through or Blind Hole	2020	386



Hand Taps Pulley Style High Speed Steel

Bright & Black finish
For threading hard to reach holes

Type	Series	Catalog page reference
Plug / Through or Blind Hole	2400	386



Hand Taps 6" Extension High Speed Steel

Bright & Black finish
For threading hard to reach holes

Type	Series	Catalog page reference
Plug & Bottoming / Through or Blind Hole	2060	386



Combined Tap & Drill High Speed Steel

Bright Finish
Drill and tap in one

Type	Series	Catalog page reference
Through or Blind Hole	2050	387



For Tap/Drill sizes, please see chart on page 392

GENERAL PURPOSE TAPS

HAND TAPS

Straight Flute "Hand Taps" are the most popular and versatile style of taps in general machine tapping operations. They are for general use in production tapping or hand operations in a wide range of application material groups.

- ▷ *Taper – 7-10 pitch chamfer length. Starts the thread square with the workpiece*
- ▷ *Plug – 3-5 pitch chamfer length. Generally used in through holes*
- ▷ *Bottoming – 1-2 pitch chamfer length. Generates the thread to the bottom*
- ▷ *Sets – Contains 1 each of Taper, Plug, and Bottoming*

2000 SERIES

GENERAL PURPOSE HIGH SPEED STEEL

Taper, Plug & Bottoming / Through or Blind Hole
Machine Screw/ Bright



2000

Size	NC	NF	Overall Length	Length of Thread	No. of Flutes	Pitch Dia. Limits	2000 Order No.			
							Taper	Plug	Bottoming	Sets
0	–	80	1-5/8"	5/16"	2	H1	20A000FT	20A000FP	20A000FB	20A000FS
1	64	–	1-11/16"	3/8"	2	H1	20A001CT	20A001CP	20A001CB	20A001CS
1	–	72	1-11/16"	3/8"	2	H1	20A001FT	20A001FP	20A001FB	20A001FS
2	56	–	1-3/4"	7/16"	3	H2	20A002CT	20A002CP	20A002CB	20A002CS
2	–	64	1-3/4"	7/16"	3	H2	20A002FT	20A002FP	20A002FB	20A002FS
3	48	–	1-13/16"	1/2"	3	H2	20A003CT	20A003CP	20A003CB	20A003CS
3	–	56	1-13/16"	1/2"	3	H2	20A003FT	20A003FP	20A003FB	20A003FS
4	40	–	1-7/8"	9/16"	3	H2	20A004CT	20A004CP	20A004CB	20A004CS
4	–	36	1-7/8"	9/16"	3	H2	20A004ST	20A004SP	20A004SB	20A004SS
4	–	48	1-7/8"	9/16"	3	H2	20A004FT	20A004FP	20A004FB	20A004FS
5	40	–	1-15/16"	5/8"	3	H2	20A005CT	20A005CP	20A005CB	20A005CS
5	–	44	1-15/16"	5/8"	3	H2	20A005FT	20A005FP	20A005FB	20A005FS
6	32	–	2"	11/16"	3	H3	20A006CT	20A006CP	20A006CB	20A006CS
6	–	40	2"	11/16"	3	H2	20A006FT	20A006FP	20A006FB	20A006FS
8	32	–	2-1/8"	3/4"	4	H3	20A008CT	20A008CP	20A008CB	20A008CS
8	–	36	2-1/8"	3/4"	4	H2	20A008FT	20A008FP	20A008FB	20A008FS
10	24	–	2-3/8"	7/8"	4	H3	20A010CT	20A010CP	20A010CB	20A010CS
10	–	32	2-3/8"	7/8"	4	H3	20A010FT	20A010FP	20A010FB	20A010FS
12	24	–	2-3/8"	15/16"	4	H3	20A012CT	20A012CP	20A012CB	20A012CS
12	–	28	2-3/8"	15/16"	4	H3	20A012FT	20A012FP	20A012FB	20A012FS

All sizes are individually packaged

GENERAL PURPOSE HAND TAPS

2000 SERIES

GENERAL PURPOSE HIGH SPEED STEEL

Taper, Plug & Bottoming / Through or Blind Hole
Fractional / Bright



2000

Size	NC	NF	Overall Length	Length of Thread	No. of Flutes	Pitch Dia. Limits	2000 Order No.			
							Taper	Plug	Bottoming	Sets
1/4"	20	-	2-1/2"	1"	4	H3	20A116CT	20A116CP	20A116CB	20A116CS
1/4"	-	28	2-1/2"	1"	4	H3	20A116FT	20A116FP	20A116FB	20A116FS
5/16"	18	-	2-23/32"	1-1/8"	4	H3	20A120CT	20A120CP	20A120CB	20A120CS
5/16"	-	24	2-23/32"	1-1/8"	4	H3	20A120FT	20A120FP	20A120FB	20A120FS
3/8"	16	-	2-15/16"	1-1/4"	4	H3	20A124CT	20A124CP	20A124CB	20A124CS
3/8"	-	24	2-15/16"	1-1/4"	4	H3	20A124FT	20A124FP	20A124FB	20A124FS
7/16"	14	-	3-5/32"	1-7/16"	4	H3	20A128CT	20A128CP	20A128CB	20A128CS
7/16"	-	20	3-5/32"	1-7/16"	4	H3	20A128FT	20A128FP	20A128FB	20A128FS
1/2"	13	-	3-3/8"	1-21/32"	4	H3	20A132CT	20A132CP	20A132CB	20A132CS
1/2"	-	20	3-3/8"	1-21/32"	4	H3	20A132FT	20A132FP	20A132FB	20A132FS
9/16"	12	-	9/16"	1-21/32"	4	H3	20A136CT	20A136CP	20A136CB	20A136CS
9/16"	-	18	9/16"	1-21/32"	4	H3	20A136FT	20A136FP	20A136FB	20A136FS
5/8"	11	-	3-13/16"	1-13/16"	4	H3	20A140CT	20A140CP	20A140CB	20A140CS
5/8"	-	18	3-13/16"	1-13/16"	4	H3	20A140FT	20A140FP	20A140FB	20A140FS
11/16"	11	-	4-1/32"	1-13/16"	4	H3	20A144CT	20A144CP	20A144CB	20A144CS
11/16"	-	16	4-1/32"	1-13/16"	4	H3	20A144FT	20A144FP	20A144FB	20A144FS
3/4"	10	-	4-1/4"	2"	4	H3	20A148CT	20A148CP	20A148CB	20A148CS
3/4"	-	16	4-1/4"	2"	4	H3	20A148FT	20A148FP	20A148FB	20A148FS
7/8"	9	-	4-11/16"	2-7/32"	4	H4	20A156CT	20A156CP	20A156CB	20A156CS
7/8"	-	14	4-11/16"	2-7/32"	4	H4	20A156FT	20A156FP	20A156FB	20A156FS
1"	8	-	5-1/8"	2-1/2"	4	H4	20A164CT	20A164CP	20A164CB	20A164CS
1"	-	12	5-1/8"	2-1/2"	4	H4	20A164FT	20A164FP	20A164FB	20A164FS
1"	-	14	5-1/8"	2-1/2"	4	H4	20A164ST	20A164SP	20A164SB	20A164SS
1-1/8"	7	-	5-7/16"	2-9/16"	4	H4	20A208CT	20A208CP	20A208CB	20A208CS
1-1/8"	-	12	5-7/16"	2-9/16"	4	H4	20A208FT	20A208FP	20A208FB	20A208FS
1-1/4"	7	-	5-3/4"	2-9/16"	4	H4	20A216CT	20A216CP	20A216CB	20A216CS
1-1/4"	-	12	5-3/4"	2-9/16"	6	H4	20A216FT	20A216FP	20A216FB	20A216FS
1-3/8"	6	-	6-1/16"	3"	4	H4	20A224CT	20A224CP	20A224CB	20A224CS
1-3/8"	-	12	6-1/16"	3"	6	H4	20A224FT	20A224FP	20A224FB	20A224FS
1-1/2"	6	-	6-3/8"	3"	4	H4	20A232CT	20A232CP	20A232CB	20A232CS
1-1/2"	-	12	6-3/8"	3"	6	H4	20A232FT	20A232FP	20A232FB	20A232FS

All sizes are individually packaged

GENERAL PURPOSE HAND TAPS

2000E SERIES

GENERAL PURPOSE HIGH SPEED STEEL

Taper, Plug & Bottoming / Through or Blind Hole
Machine Screw / Bright

Size	NC	NF	Overall Length	Length of Thread	No. of Flutes	Pitch Dia. Limits	2000E Order No.			
							Taper	Plug	Bottoming	Sets
0	-	80	1-5/8"	5/16"	2	H1	20E000FT	20E000FP	20E000FB	20E000FS
1	64	-	1-11/16"	3/8"	2	H1	20E001CT	20E001CP	20E001CB	20E001CS
1	-	72	1-11/16"	3/8"	2	H1	20E001FT	20E001FP	20E001FB	20E001FS
2	56	-	1-3/4"	7/16"	3	H2	20E002CT	20E002CP	20E002CB	20E002CS
2	-	64	1-3/4"	7/16"	3	H2	20E002FT	20E002FP	20E002FB	20E002FS
3	48	-	1-13/16"	1/2"	3	H2	20E003CT	20E003CP	20E003CB	20E003CS
3	-	56	1-13/16"	1/2"	3	H2	20E003FT	20E003FP	20E003FB	20E003FS
4	40	-	1-7/8"	9/16"	3	H2	20E004CT	20E004CP	20E004CB	20E004CS
4	-	36	1-7/8"	9/16"	3	H2	20E004ST	20E004SP	20E004SB	20E004SS
4	-	48	1-7/8"	9/16"	3	H2	20E004FT	20E004FP	20E004FB	20E004FS
5	40	-	1-15/16"	5/8"	3	H2	20E005CT	20E005CP	20E005CB	20E005CS
5	-	44	1-15/16"	5/8"	3	H2	20E005FT	20E005FP	20E005FB	20E005FS
6	32	-	2"	11/16"	3	H3	20E006CT	20E006CP	20E006CB	20E006CS
6	-	40	2"	11/16"	3	H2	20E006FT	20E006FP	20E006FB	20E006FS
8	32	-	2-1/8"	3/4"	4	H3	20E008CT	20E008CP	20E008CB	20E008CS
8	-	36	2-1/8"	3/4"	4	H2	20E008FT	20E008FP	20E008FB	20E008FS
10	24	-	2-3/8"	7/8"	4	H3	20E010CT	20E010CP	20E010CB	20E010CS
10	-	32	2-3/8"	7/8"	4	H3	20E010FT	20E010FP	20E010FB	20E010FS
12	24	-	2-3/8"	15/16"	4	H3	20E012CT	20E012CP	20E012CB	20E012CS
12	-	28	2-3/8"	15/16"	4	H3	20E012FT	20E012FP	20E012FB	20E012FS

2000E SERIES

GENERAL PURPOSE HIGH SPEED STEEL

Taper, Plug & Bottoming / Through or Blind Hole
Fractional / Bright



2000E

Size	NC	NF	Overall Length	Length of Thread	No. of Flutes	Pitch Dia. Limits	2000E Order No.			
							Taper	Plug	Bottoming	Sets
1/4"	20	-	2-1/2"	1"	4	H3	20E116CT	20E116CP	20E116CB	20E116CS
1/4"	-	28	2-1/2"	1"	4	H3	20E116FT	20E116FP	20E116FB	20E116FS
5/16"	18	-	2-23/32"	1-1/8"	4	H3	20E120CT	20E120CP	20E120CB	20E120CS
5/16"	-	24	2-23/32"	1-1/8"	4	H3	20E120FT	20E120FP	20E120FB	20E120FS
3/8"	16	-	2-15/16"	1-1/4"	4	H3	20E124CT	20E124CP	20E124CB	20E124CS
3/8"	-	24	2-15/16"	1-1/4"	4	H3	20E124FT	20E124FP	20E124FB	20E124FS
7/16"	14	-	3-5/32"	1-7/16"	4	H3	20E128CT	20E128CP	20E128CB	20E128CS
7/16"	-	20	3-5/32"	1-7/16"	4	H3	20E128FT	20E128FP	20E128FB	20E128FS
1/2"	13	-	3-3/8"	1-21/32"	4	H3	20E132CT	20E132CP	20E132CB	20E132CS
1/2"	-	20	3-3/8"	1-21/32"	4	H3	20E132FT	20E132FP	20E132FB	20E132FS
9/16"	12	-	3-19/32"	1-21/32"	4	H3	20E136CT	20E136CP	20E136CB	20E136CS
9/16"	-	18	3-19/32"	1-21/32"	4	H3	20E136FT	20E136FP	20E136FB	20E136FS
5/8"	11	-	3-13/16"	1-13/16"	4	H3	20E140CT	20E140CP	20E140CB	20E140CS
5/8"	-	18	3-13/16"	1-13/16"	4	H3	20E140FT	20E140FP	20E140FB	20E140FS
11/16"	11	-	4-1/32"	1-13/16"	4	H3	20E144CT	20E144CP	20E144CB	20E144CS
11/16"	-	16	4-1/32"	1-13/16"	4	H3	20E144FT	20E144FP	20E144FB	20E144FS
3/4"	10	-	4-1/4"	2"	4	H3	20E148CT	20E148CP	20E148CB	20E148CS
3/4"	-	16	4-1/4"	2"	4	H3	20E148FT	20E148FP	20E148FB	20E148FS
7/8"	9	-	4-11/16"	2-7/32"	4	H4	20E156CT	20E156CP	20E156CB	20E156CS
7/8"	-	14	4-11/16"	2-7/32"	4	H4	20E156FT	20E156FP	20E156FB	20E156FS
1"	8	-	5-1/8"	2-1/2"	4	H4	20E164CT	20E164CP	20E164CB	20E164CS
1"	-	12	5-1/8"	2-1/2"	4	H4	20E164FT	20E164FP	20E164FB	20E164FS
1"	-	14	5-1/8"	2-1/2"	4	H4	20E164ST	20E164SP	20E164SB	20E164SS
1-1/8"	7	-	5-7/16"	2-9/16"	4	H4	20E208CT	20E208CP	20E208CB	20E208CS
1-1/8"	-	12	5-7/16"	2-9/16"	4	H4	20E208FT	20E208FP	20E208FB	20E208FS
1-1/4"	7	-	5-3/4"	2-9/16"	6	H4	20E216CT	20E216CP	20E216CB	20E216CS
1-1/4"	-	12	5-3/4"	2-9/16"	6	H4	20E216FT	20E216FP	20E216FB	20E216FS
1-3/8"	6	-	6-1/16"	3"	4	H4	20E224CT	20E224CP	20E224CB	20E224CS
1-3/8"	-	12	6-1/16"	3"	6	H4	20E224FT	20E224FP	20E224FB	20E224FS
1-1/2"	6	-	6-3/8"	3"	4	H4	20E232CT	20E232CP	20E232CB	20E232CS
1-1/2"	-	12	6-3/8"	3"	6	H4	20E232FT	20E232FP	20E232FB	20E232FS

#0 thru 1/4" - 12 per pack, 5/16" thru 1/2" - 6 per pack, 9/16" thru 1" - 3 per pack, 1-1/8" and up - individually packaged

GENERAL PURPOSE HAND TAPS

2800 SERIES

GENERAL PURPOSE HIGH SPEED STEEL

Taper, Plug & Bottoming / Through or Blind Hole
Metric / Bright



2800

Size (mm)	Pitch Dia. (mm)	No. of Flutes	Dia. Limits	2800 Order No.			
				Taper	Plug	Bottoming	Sets
1.6	0.35	2	D3	28A016AT	28A016AP	28A016AB	28A016AS
1.8	0.35	2	D3	28A018AT	28A018AP	28A018AB	28A018AS
2	0.40	3	D3	28A020AT	28A020AP	28A020AB	28A020AS
2.2	0.45	3	D3	28A022AT	28A022AP	28A022AB	28A022AS
2.5	0.45	3	D3	28A025AT	28A025AP	28A025AB	28A025AS
3	0.50	3	D3	28A030AT	28A030AP	28A030AB	28A030AS
3.5	0.60	3	D4	28A035AT	28A035AP	28A035AB	28A035AS
4	0.70	4	D4	28A040AT	28A040AP	28A040AB	28A040AS
4.5	0.75	4	D4	28A045AT	28A045AP	28A045AB	28A045AS
5	0.80	4	D4	28A050AT	28A050AP	28A050AB	28A050AS
6	1.00	4	D5	28A060AT	28A060AP	28A060AB	28A060AS
6.3	1.00	4	D5	28A063AT	28A063AP	28A063AB	28A063AS
7	1.00	4	D5	28A070AT	28A070AP	28A070AB	28A070AS
8	1.00	4	D5	28A080BT	28A080BP	28A080BB	28A080BS
8	1.25	4	D5	28A080AT	28A080AP	28A080AB	28A080AS
10	1.25	4	D5	28A100BT	28A100BP	28A100BB	28A100BS
10	1.50	4	D5	28A100AT	28A100AP	28A100AB	28A100AS
12	1.25	4	D5	28A120CT	28A120CP	28A120CB	28A120CS
12	1.75	4	D6	28A120AT	28A120AP	28A120AB	28A120AS
14	1.50	4	D6	28A140BT	28A140BP	28A140BB	28A140BS
14	2.00	4	D7	28A140AT	28A140AP	28A140AB	28A140AS
16	1.50	4	D6	28A160BT	28A160BP	28A160BB	28A160BS
16	2.00	4	D7	28A160AT	28A160AP	28A160AB	28A160AS
18	1.50	4	D6	28A180DT	28A180DP	28A180DB	28A180DS
18	2.00	4	D6	28A180CT	28A180CP	28A180CB	28A180CS
18	2.50	4	D7	28A180AT	28A180AP	28A180AB	28A180AS
20	1.50	4	D6	28A200BT	28A200BP	28A200BB	28A200BS
20	2.50	4	D7	28A200AT	28A200AP	28A200AB	28A200AS
22	1.50	4	D6	28A220BT	28A220BP	28A220BB	28A220BS
22	2.50	4	D7	28A220AT	28A220AP	28A220AB	28A220AS
24	2.00	4	D7	28A240BT	28A240BP	28A240BB	28A240BS
24	3.00	4	D8	28A240AT	28A240AP	28A240AB	28A240AS
27	2.00	4	D7	28A270BT	28A270BP	28A270BB	28A270BS
27	3.00	4	D8	28A270AT	28A270AP	28A270AB	28A270AS
30	2.00	4	D7	28A300BT	28A300BP	28A300BB	28A300BS
30	3.50	4	D9	28A300AT	28A300AP	28A300AB	28A300AS
33	2.00	4	D7	28A330BT	28A330BP	28A330BB	28A330BS
33	3.50	4	D9	28A330AT	28A330AP	28A330AB	28A330AS
36	3.00	4	D8	28A360BT	28A360BP	28A360BB	28A360BS
36	4.00	4	D9	28A360AT	28A360AP	28A360AB	28A360AS
39	3.00	6	D8	28A390BT	28A390BP	28A390BB	28A390BS
39	4.00	6	D9	28A390AT	28A390AP	28A390AB	28A390AS

All sizes are individually packaged

GENERAL PURPOSE HAND TAPS

2800E SERIES

GENERAL PURPOSE HIGH SPEED STEEL

Taper, Plug & Bottoming / Through or Blind Hole
Metric / Bright



2800E

Size (mm)	Pitch Dia. (mm)	No. of Flutes	2800E Order No.			
			Taper	Plug	Bottoming	Sets
1.5	0.35	2	28E015AT	28E015AP	28E015AB	28E015AS
1.6	0.35	2	28E016AT	28E016AP	28E016AB	28E016AS
1.8	0.35	2	28E018AT	28E018AP	28E018AB	28E018AS
2	0.40	3	28E020AT	28E020AP	28E020AB	28E020AS
2	0.45	3	28E020BT	28E020BP	28E020BB	28E020BS
2.2	0.45	3	28E022AT	28E022AP	28E022AB	28E022AS
2.3	0.40	3	28E023AT	28E023AP	28E023AB	28E023AS
2.5	0.45	3	28E025AT	28E025AP	28E025AB	28E025AS
2.6	0.45	3	28E026AT	28E026AP	28E026AB	28E026AS
3	0.50	3	28E030AT	28E030AP	28E030AB	28E030AS
3	0.60	3	28E030BT	28E030BP	28E030BB	28E030BS
3.5	0.60	3	28E035AT	28E035AP	28E035AB	28E035AS
4	0.50	4	28E040BT	28E040BP	28E040BB	28E040BS
4	0.70	4	28E040AT	28E040AP	28E040AB	28E040AS
4.5	0.75	4	28E045AT	28E045AP	28E045AB	28E045AS
5	0.50	4	28E050CT	28E050CP	28E050CB	28E050CS
5	0.80	4	28E050AT	28E050AP	28E050AB	28E050AS
5	0.90	4	28E050BT	28E050BP	28E050BB	28E050BS
5.5	0.90	4	28E055AT	28E055AP	28E055AB	28E055AS
6	0.75	4	28E060BT	28E060BP	28E060BB	28E060BS
6	1.00	4	28E060AT	28E060AP	28E060AB	28E060AS
6.3	1.00	4	28E063AT	28E063AP	28E063AB	28E063AS
7	1.00	4	28E070AT	28E070AP	28E070AB	28E070AS
8	1.00	4	28E080BT	28E080BP	28E080BB	28E080BS
8	1.25	4	28E080AT	28E080AP	28E080AB	28E080AS
10	1.00	4	28E100CT	28E100CP	28E100CB	28E100CS
10	1.25	4	28E100BT	28E100BP	28E100BB	28E100BS
10	1.50	4	28E100AT	28E100AP	28E100AB	28E100AS
11	1.50	4	28E110AT	28E110AP	28E110AB	28E110AS
12	1.25	4	28E120CT	28E120CP	28E120CB	28E120CS
12	1.50	4	28E120BT	28E120BP	28E120BB	28E120BS
12	1.75	4	28E120AT	28E120AP	28E120AB	28E120AS
14	1.25	4	28E140CT	28E140CP	28E140CB	28E140CS
14	1.50	4	28E140BT	28E140BP	28E140BB	28E140BS
14	2.00	4	28E140AT	28E140AP	28E140AB	28E140AS

Size (mm)	Pitch Dia. (mm)	No. of Flutes	2800E Order No.			
			Taper	Plug	Bottoming	Sets
16	1.50	4	28E160BT	28E160BP	28E160BB	28E160BS
16	2.00	4	28E160AT	28E160AP	28E160AB	28E160AS
18	1.00	4	28E180CT	28E180CP	28E180CB	28E180CS
18	1.50	4	28E180DT	28E180DP	28E180DB	28E180DS
18	2.00	4	28E180BT	28E180BP	28E180BB	28E180BS
18	2.50	4	28E180AT	28E180AP	28E180AB	28E180AS
20	1.00	4	28E200CT	28E200CP	28E200CB	28E200CS
20	1.50	4	28E200BT	28E200BP	28E200BB	28E200BS
20	2.00	4	28E200DT	28E200DP	28E200DB	28E200DS
20	2.50	4	28E200AT	28E200AP	28E200AB	28E200AS
22	1.50	4	28E220BT	28E220BP	28E220BB	28E220BS
22	2.50	4	28E220AT	28E220AP	28E220AB	28E220AS
24	1.50	4	28E240CT	28E240CP	28E240CB	28E240CS
24	2.00	4	28E240BT	28E240BP	28E240BB	28E240BS
24	3.00	4	28E240AT	28E240AP	28E240AB	28E240AS
27	2.00	4	28E270BT	28E270BP	28E270BB	28E270BS
27	3.00	4	28E270AT	28E270AP	28E270AB	28E270AS
30	1.50	4	28E300CT	28E300CP	28E300CB	28E300CS
30	2.00	4	28E300BT	28E300BP	28E300BB	28E300BS
30	3.50	4	28E300AT	28E300AP	28E300AB	28E300AS
32	2.00	4	28E320AT	28E320AP	28E320AB	28E320AS
33	2.00	4	28E330BT	28E330BP	28E330BB	28E330BS
33	3.50	4	28E330AT	28E330AP	28E330AB	28E330AS
36	3.00	4	28E360BT	28E360BP	28E360BB	28E360BS
36	4.00	4	28E360AT	28E360AP	28E360AB	28E360AS
39	3.00	6	28E390BT	28E390BP	28E390BB	28E390BS
39	4.00	6	28E390AT	28E390AP	28E390AB	28E390AS
42	1.50	6	28E420BT	28E420BP	28E420BB	28E420BS
42	4.50	6	28E420AT	28E420AP	28E420AB	28E420AS
45	1.50	6	28E450BT	28E450BP	28E450BB	28E450BS
45	4.50	6	28E450AT	28E450AP	28E450AB	28E450AS
48	1.50	6	28E480BT	28E480BP	28E480BB	28E480BS
48	5.00	6	28E480AT	28E480AP	28E480AB	28E480AS
52	1.50	6	28E520BT	28E520BP	28E520BB	28E520BS
52	5.00	6	28E520AT	28E520AP	28E520AB	28E520AS

1.6 mm thru 6.3 mm - 12 per pack, 7 mm thru 12 mm - 6 per pack,
14 mm thru 27 mm - 3 per pack, 30 mm and up - individually package

GENERAL PURPOSE HAND TAPS

SST+ 03-A / 03-B SERIES

HIGH SPEED STEEL

Taper, Plug, & Bottoming / Through or Blind Hole Machine Screw / Fractional

Made from premium quality high speed steel with ground threads, hardened and tempered for longest life in a variety of materials.

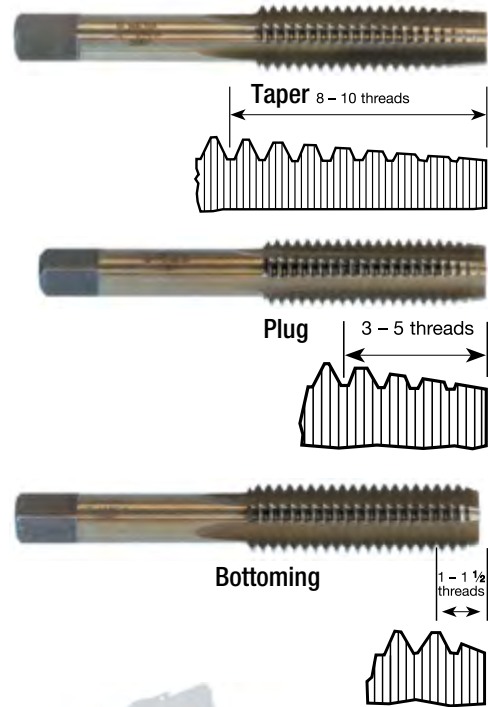
- ▷ Precision ground threads with eccentric relief for free cutting action
- ▷ Three and four flute designs
- ▷ Available in three chamfer lengths for through or blind hole tapping
- ▷ Special bronze SST surface treatment to improve life and tapping speed
- ▷ Packaged in reusable plastic packaging



SST+



Machine Screw and Fractional Sizes						
Tap Size × Threads per inch	Drill Size	Taper	Plug	Bottoming	Std. Pkg.	Std. Ctn.
4-40 NC	#43	03-A 041	03-A 042	03-A 043	3	30
5-40 NC	#38	03-A 051	03-A 052	03-A 053	3	30
6-32 NC	#36	03-A 061	03-A 062	03-A 063	3	30
8-32 NC	#29	03-A 081	03-A 082	03-A 083	3	30
10-24 NC	#25	03-A 101	03-A 102	03-A 103	3	30
10-32 NF	#21	03-A 104	03-A 105	03-A 106	3	30
12-24 NC	#16	03-A 121	03-A 122	03-A 123	3	30
1/4"-20 NC	#7	03-B 041	03-B 042	03-B 043	3	30
1/4"-28 NF	#3	03-B 044	03-B 045	03-B 046	3	30
5/16"-18 NC	F	03-B 051	03-B 052	03-B 053	3	30
5/16"-24 NF	17/64"	03-B 054	03-B 055	03-B 056	3	30
3/8"-16 NC	5/16"	03-B 061	03-B 062	03-B 063	3	30
3/8"-24 NF	21/64"	03-B 064	03-B 065	03-B 066	3	30
7/16"-14 NC	U	03-B 071	03-B 072	03-B 073	3	30
7/16"-20 NF	25/64"	03-B 074	03-B 075	03-B 076	3	30
1/2"-13 NC	27/64"	03-B 081	03-B 082	03-B 083	3	30
1/2"-20 NF	29/64"	03-B 084	03-B 085	03-B 086	3	30
9/16"-12 NC	31/64"	03-B 091	03-B 092	03-B 093	1	10
9/16"-18 NF	33/64"	03-B 094	03-B 095	03-B 096	1	10
5/8"-11 NC	17/32"	03-B 101	03-B 102	03-B 103	1	10
5/8"-18 NF	37/64"	03-B 104	03-B 105	03-B 106	1	10
3/4"-10 NC	21/32"	03-B 121	03-B 122	03-B 123	1	10
3/4"-16 NF	11/16"	03-B 124	03-B 125	03-B 126	1	10
7/8"-9 NC	49/64"	03-B 141	03-B 142	03-B 143	1	10
7/8"-14 NF	13/16"	03-B 144	03-B 145	03-B 146	1	10
1"-8 NC	7/8"	03-B 161	03-B 162	03-B 163	1	10
1"-12 NF	7/8"	03-B 164	03-B 165	03-B 166	1	10



GENERAL PURPOSE STRAIGHT FLUTE HAND TAPS

Straight Flute "Hand Taps" are the most popular and versatile style of taps in general machine tapping operations. They are for general use in production tapping or hand operations in a wide range of application material groups.

- ▷ *Taper – 7-10 pitch chamfer length. Starts the thread square with the workpiece*
- ▷ *Plug – 3-5 pitch chamfer length. Generally used in through holes*
- ▷ *Bottoming – 1-2 pitch chamfer length. Generates the thread to the bottom*
- ▷ *Sets – Contains 1 each of Taper, Plug, and Bottoming*

2000N SERIES

GENERAL PURPOSE HIGH SPEED STEEL

Taper, Plug & Bottoming / Through or Blind Hole
Machine Screw/ Black Oxide



2000N

Size	NC	NF	Overall Length	Length of Thread	No. of Flutes	Pitch Dia. Limits	2000N Order No.			
							Taper	Plug	Bottoming	Sets
0	-	80	1-11/16"	3/8"	2	H1	20N000FT	20N000FP	20N000FB	20N000FS
1	64	-	1-11/16"	3/8"	2	H1	20N001CT	20N001CP	20N001CB	20N001CS
1	-	72	1-11/16"	3/8"	2	H1	20N001FT	20N001FP	20N001FB	20N001FS
2	56	-	1-3/4"	7/16"	3	H2	20N002CT	20N002CP	20N002CB	20N002CS
2	-	64	1-3/4"	7/16"	3	H2	20N002FT	20N002FP	20N002FB	20N002FS
3	48	-	1-13/16"	1/2"	3	H2	20N003CT	20N003CP	20N003CB	20N003CS
3	-	56	1-13/16"	1/2"	3	H2	20N003FT	20N003FP	20N003FB	20N003FS
4	40	-	1-7/8"	9/16"	3	H2	20N004CT	20N004CP	20N004CB	20N004CS
4	-	36	1-7/8"	9/16"	3	H2	20N004ST	20N004SP	20N004SB	20N004SS
4	-	48	1-7/8"	9/16"	3	H2	20N004FT	20N004FP	20N004FB	20N004FS
5	40	-	1-15/16"	5/8"	3	H2	20N005CT	20N005CP	20N005CB	20N005CS
5	-	44	1-15/16"	5/8"	3	H2	20N005FT	20N005FP	20N005FB	20N005FS
6	32	-	2"	11/16"	3	H3	20N006CT	20N006CP	20N006CB	20N006CS
6	-	40	2"	11/16"	3	H2	20N006FT	20N006FP	20N006FB	20N006FS
8	32	-	2-1/8"	3/4"	4	H3	20N008CT	20N008CP	20N008CB	20N008CS
8	-	36	2-1/8"	3/4"	4	H2	20N008FT	20N008FP	20N008FB	20N008FS
10	24	-	2-3/8"	7/8"	4	H3	20N010CT	20N010CP	20N010CB	20N010CS
10	-	32	2-3/8"	7/8"	4	H3	20N010FT	20N010FP	20N010FB	20N010FS
12	24	-	2-3/8"	15/16"	4	H3	20N012CT	20N012CP	20N012CB	20N012CS
12	-	28	2-3/8"	15/16"	4	H3	20N012FT	20N012FP	20N012FB	20N012FS

All sizes are individually packaged

GENERAL PURPOSE STRAIGHT FLUTE HAND TAPS



2000N SERIES

GENERAL PURPOSE HIGH SPEED STEEL

Taper, Plug & Bottoming / Through or Blind Hole

Fractional / Black Oxide



2000N

Size	NC	NF	Overall Length	Length of Thread	No. of Flutes	Pitch Dia. Limits	2000N Order No.			
							Taper	Plug	Bottoming	Sets
1/4"	20	-	2-1/2"	1"	4	H3	20N116CT	20N116CP	20N116CB	20N116CS
1/4"	-	28	2-1/2"	1"	4	H3	20N116FT	20N116FP	20N116FB	20N116FS
5/16"	18	-	2-23/32"	1-1/8"	4	H3	20N120CT	20N120CP	20N120CB	20N120CS
5/16"	-	24	2-23/32"	1-1/8"	4	H3	20N120FT	20N120FP	20N120FB	20N120FS
3/8"	16	-	2-15/16"	1-1/4"	4	H3	20N124CT	20N124CP	20N124CB	20N124CS
3/8"	-	24	2-15/16"	1-1/4"	4	H3	20N124FT	20N124FP	20N124FB	20N124FS
7/16"	14	-	3-5/32"	1-7/16"	4	H3	20N128CT	20N128CP	20N128CB	20N128CS
7/16"	-	20	3-5/32"	1-7/16"	4	H3	20N128FT	20N128FP	20N128FB	20N128FS
1/2"	13	-	3-3/8"	1-21/32"	4	H3	20N132CT	20N132CP	20N132CB	20N132CS
1/2"	-	20	3-3/8"	1-21/32"	4	H3	20N132FT	20N132FP	20N132FB	20N132FS
9/16"	12	-	3-19/32"	1-21/32"	4	H3	20N136CT	20N136CP	20N136CB	20N136CS
9/16"	-	18	3-19/32"	1-21/32"	4	H3	20N136FT	20N136FP	20N136FB	20N136FS
5/8"	11	-	3-13/16"	1-13/16"	4	H3	20N140CT	20N140CP	20N140CB	20N140CS
5/8"	-	18	3-13/16"	1-13/16"	4	H3	20N140FT	20N140FP	20N140FB	20N140FS
11/16"	11	-	4-1/32"	1-13/16"	4	H3	20N144CT	20N144CP	20N144CB	20N144CS
11/16"	-	16	4-1/32"	1-13/16"	4	H3	20N144FT	20N144FP	20N144FB	20N144FS
3/4"	10	-	4-1/4"	2"	4	H3	20N148CT	20N148CP	20N148CB	20N148CS
3/4"	-	16	4-1/4"	2"	4	H3	20N148FT	20N148FP	20N148FB	20N148FS
7/8"	9	-	4-11/16"	2-7/32"	4	H4	20N156CT	20N156CP	20N156CB	20N156CS
7/8"	-	14	4-11/16"	2-7/32"	4	H4	20N156FT	20N156FP	20N156FB	20N156FS
1"	8	-	5-1/8"	2-1/2"	4	H4	20N164CT	20N164CP	20N164CB	20N164CS
1"	-	12	5-1/8"	2-1/2"	4	H4	20N164FT	20N164FP	20N164FB	20N164FS
1"	-	14	5-1/8"	2-1/2"	4	H4	20N164ST	20N164SP	20N164SB	20N164SS
1-1/8"	7	-	5-7/16"	2-9/16"	4	H4	20N208CT	20N208CP	20N208CB	20N208CS
1-1/8"	-	12	5-7/16"	2-9/16"	4	H4	20N208FT	20N208FP	20N208FB	20N208FS
1-1/4"	7	-	5-3/4"	2-9/16"	4	H4	20N216CT	20N216CP	20N216CB	20N216CS
1-1/4"	-	12	5-3/4"	2-9/16"	6	H4	20N216FT	20N216FP	20N216FB	20N216FS
1-3/8"	6	-	6-1/16"	3"	4	H4	20N224CT	20N224CP	20N224CB	20N224CS
1-3/8"	-	12	6-1/16"	3"	6	H4	20N224FT	20N224FP	20N224FB	20N224FS
1-1/2"	6	-	6-3/8"	3"	4	H4	20N232CT	20N232CP	20N232CB	20N232CS
1-1/2"	-	12	6-3/8"	3"	6	H4	20N232FT	20N232FP	20N232FB	20N232FS

All sizes are individually packaged

GENERAL PURPOSE HAND TAPS

Carbon Steel Taps are used to rethread damaged or jammed threads, or to thread mild steels. They can be used for either through or blind holes.

- ▷ *Taper – 7-10 pitch chamfer length. Starts the thread square with the workpiece*
- ▷ *Plug – 3-5 pitch chamfer length. Generally used in through holes*
- ▷ *Bottoming – 1-2 pitch chamfer length. Generates the thread to the bottom*

2000C SERIES

GENERAL PURPOSE CARBON

Taper, Plug & Bottoming / Through or Blind Hole
Machine Screw & Fractional / Bright



2000C

Size	NC	NF	Overall Length	Length of Thread	No. of Flutes	2000C Order No.		
						Taper	Plug	Bottoming
0	–	80	1-5/8"	5/16"	2	20C000FT	20C000FP	20C000FB
1	64	–	1-11/16"	3/8"	2	20C001CT	20C001CP	20C001CB
1	–	72	1-11/16"	3/8"	2	20C001FT	20C001FP	20C001FB
2	56	–	1-3/4"	7/16"	3	20C002CT	20C002CP	20C002CB
2	–	64	1-3/4"	7/16"	3	20C002FT	20C002FP	20C002FB
3	48	–	1-13/16"	1/2"	3	20C003CT	20C003CP	20C003CB
3	–	56	1-13/16"	1/2"	3	20C003FT	20C003FP	20C003FB
4	36	–	1-7/8"	9/16"	3	20C004AT	20C004AP	20C004AB
4	–	40	1-7/8"	9/16"	3	20C004CT	20C004CP	20C004CB
4	–	48	1-7/8"	9/16"	3	20C004FT	20C004FP	20C004FB
5	40	–	1-15/16"	5/8"	3	20C005CT	20C005CP	20C005CB
5	–	44	1-15/16"	5/8"	3	20C005FT	20C005FP	20C005FB
6	32	–	2"	11/16"	3	20C006CT	20C006CP	20C006CB
6	–	40	2"	11/16"	3	20C006FT	20C006FP	20C006FB
8	32	–	2-1/8"	3/4"	4	20C008CT	20C008CP	20C008CB
8	–	36	2-1/8"	3/4"	4	20C008FT	20C008FP	20C008FB
10	24	–	2-3/8"	7/8"	4	20C010CT	20C010CP	20C010CB
10	–	32	2-3/8"	7/8"	4	20C010FT	20C010FP	20C010FB
12	24	–	2-3/8"	15/16"	4	20C012CT	20C012CP	20C012CB
12	–	28	2-3/8"	15/16"	4	20C012FT	20C012FP	20C012FB
1/4"	20	–	2-1/2"	1"	4	20C116CT	20C116CP	20C116CB
1/4"	–	28	2-1/2"	1"	4	20C116FT	20C116FP	20C116FB
5/16"	18	–	2-23/32"	1-1/8"	4	20C120CT	20C120CP	20C120CB
5/16"	–	24	2-23/32"	1-1/8"	4	20C120FT	20C120FP	20C120FB
3/8"	16	–	2-15/16"	1-1/4"	4	20C124CT	20C124CP	20C124CB
3/8"	–	24	2-15/16"	1-1/4"	4	20C124FT	20C124FP	20C124FB

#0 thru 1/4" - 12 per pack, 5/16" thru 1/2" - 6 per pack, 9/16" thru 1" - 3 per pack, 1-1/8" and up - individually packaged

GENERAL PURPOSE HAND TAPS

2000C SERIES

GENERAL PURPOSE CARBON

Taper, Plug & Bottoming / Through or Blind Hole
Machine Screw, Fractional & Metric / Bright



2000C

Size	NC	NF	Overall Length	Length of Thread	No. of Flutes	2000C Order No.		
						Taper	Plug	Bottoming
7/16"	14	-	3-5/32"	1-7/16"	4	20C128CT	20C128CP	20C128CB
7/16"	-	20	3-5/32"	1-7/16"	4	20C128FT	20C128FP	20C128FB
1/2"	13	-	3-3/8"	1-21/32"	4	20C132CT	20C132CP	20C132CB
1/2"	-	20	3-3/8"	1-21/32"	4	20C132FT	20C132FP	20C132FB
9/16"	12	-	3-19/32"	1-21/32"	4	20C136CT	20C136CP	20C136CB
9/16"	-	18	3-19/32"	1-21/32"	4	20C136FT	20C136FP	20C136FB
5/8"	11	-	3-13/16"	1-13/16"	4	20C140CT	20C140CP	20C140CB
5/8"	-	18	3-13/16"	1-13/16"	4	20C140FT	20C140FP	20C140FB
3/4"	10	-	4-1/4"	2"	4	20C148CT	20C148CP	20C148CB
3/4"	-	16	4-1/4"	2"	4	20C148FT	20C148FP	20C148FB
7/8"	9	-	4-11/16"	2-7/32"	4	20C156CT	20C156CP	20C156CB
7/8"	-	14	4-11/16"	2-7/32"	4	20C156FT	20C156FP	20C156FB
1"	8	-	5-1/8"	2-1/2"	4	20C164CT	20C164CP	20C164CB
1"	-	12	5-1/8"	2-1/2"	4	20C164FT	20C164FP	20C164FB
1-1/8"	7	-	5-7/16"	2-9/16"	4	20C208CT	20C208CP	20C208CB
1-1/8"	-	12	5-7/16"	2-9/16"	4	20C208FT	20C208FP	20C208FB
1-1/4"	7	-	5-3/4"	2-9/16"	4	20C216CT	20C216CP	20C216CB
1-1/4"	-	12	5-3/4"	2-9/16"	6	20C216FT	20C216FP	20C216FB
1-3/8"	6	-	6-1/16"	3"	6	20C224CT	20C224CP	20C224CB
1-3/8"	-	12	6-1/16"	3"	6	20C224FT	20C224FP	20C224FB
1-1/2"	6	-	6-3/8"	3"	6	20C232CT	20C232CP	20C232CB
1-1/2"	-	12	6-3/8"	3"	6	20C232FT	20C232FP	20C232FB
Size (mm)	Pitch (mm)		Overall Length	Length of Thread	No. of Flutes	Taper	Plug	Bottoming
4	0.70	-	2-1/4"	5/16"	4	20C040AT	20C040AP	20C040AB
5	0.80	-	2-1/2"	3/8"	4	20C050AT	20C050AP	20C050AB
6	1.00	-	2-1/2"	3/8"	4	20C060AT	20C060AP	20C060AB
8	1.00	-	2-3/4"	7/16"	4	20C080AT	20C080AP	20C080AB
8	1.25	-	2-3/4"	7/16"	4	20C080BT	20C080BP	20C080BB
10	1.00	-	3"	1/2"	4	20C100AT	20C100AP	20C100AB
10	1.25	-	3"	1/2"	4	20C100BT	20C100BP	20C100BB
10	1.50	-	3"	9/16"	4	20C100CT	20C100CP	20C100CB
12	1.50	-	3-1/4"	9/16"	4	20C120AT	20C120AP	20C120AB
12	1.75	-	3-1/4"	9/16"	4	20C120BT	20C120BP	20C120BB
14	2.00	-	3-5/8"	5/8"	4	20C140AT	20C140AP	20C140AB
16	2.00	-	3-3/4"	11/16"	4	20C160AT	20C160AP	20C160AB

4 mm thru 6 mm - 12 per pack , 8 mm thru 12 mm - 6 per pack, 13 mm and up - individually packaged

GENERAL PURPOSE POWER TAPS

SST

SST POWER TAPS 03-A / 03-B SERIES

HIGH SPEED STEEL

Plug / Through Hole

Machine Screw / Fractional / Bronze Oxide

Specially designed for use on reversible portable drills, SST™ power taps are guaranteed to work faster and last longer than standard taps in steel, stainless steel and other ferrous or non-ferrous metals. SST™ power taps eliminate slow hand tapping to increase productivity and reduce overall production costs.

- ▷ 3 flats to fit any drill chuck without slippage
- ▷ Special power tip ejects chips ahead of tap and self-aligns with hole axis for high quality threads
- ▷ Premium HSS body, ground threads, 3-flute plug style with SST surface treatment for long tap life
- ▷ Special long and resistant shank for tapping deep or difficult to reach holes
- ▷ Packaged in reusable plastic packaging



Tap Size	Overall Length	Drill Size	Order No.	Std. Pkg.	Std. Ctn.
6-32 NC	2 1/2"	#36	03-A 561	1	10
6-40 NF	2 1/2"	#33	03-A 564	1	10
8-32 NC	2 13/16"	#29	03-A 581	1	10
8-36 NF	2 13/16"	#29	03-A 584	1	10
10-24 NC	2 13/16"	#25	03-A 601	1	10
10-32 NF	2 13/16"	#21	03-A 604	1	10
12-24 NC	3 3/16"	#16	03-A 621	1	10
12-28 NF	3 3/16"	#15	03-A 624	1	10
1/4"-20 NC	3 3/16"	#7	03-B 541	1	10
1/4"-28 NF	3 3/16"	#3	03-B 544	1	10
5/16"-18 NC	3 11/16"	F	03-B 551	1	10
5/16"-24 NF	3 11/16"	I	03-B 554	1	10
3/8"-16 NC	4 3/32"	5/16"	03-B 561	1	10
3/8"-24 NF	4 3/32"	Q	03-B 564	1	10
7/16"-14 NC	4 3/32"	U	03-B 571	1	10
7/16"-20 NF	3 15/16"	25/64"	03-B 574	1	10
1/2"-13 NC	4 5/16"	27/64"	03-B 581	1	10
1/2"-20 NF	4 5/16"	29/64"	03-B 584	1	10
9/16"-12 NC	4 5/16"	31/64"	03-B 591	1	10
9/16"-18 NF	4 5/16"	33/64"	03-B 594	1	10
5/8"-11 NC	4 5/16"	17/32"	03-B 601	1	10
5/8"-18 NF	4 5/16"	37/64"	03-B 604	1	10
3/4"-10 NC	4 5/16"	21/32"	03-B 621	1	10
3/4"-16 NF	4 5/16"	11/16"	03-B 624	1	10
7/8"-9 NC	4 5/16"	49/64"	03-B 641	1	10
7/8"-14 NF	4 5/16"	13/16"	03-B 644	1	10
1"-8 NC	4 5/16"	7/8"	03-B 661	1	10
1"-12 NF	4 5/16"	59/64"	03-B 664	1	10

Tap drill size marked on shank (tap sizes 12-24 and over).

**GUARANTEED TO TAP FASTER
AND LAST LONGER**

Tech tip!

For increased cutting efficiency and tool life, use TAPCUT lubricant.

GENERAL PURPOSE SPIRAL POINT TAPS

The angular flutes at the front end of these taps propel the chips ahead of the tap. This reduces loading and clogging in the flutes. Spiral Point taps are ideal for production tapping through holes. Sometimes referred to as "Gun Taps", spiral point taps "shoot" the chips ahead of the tap.

- ▷ *Spiral point taps eject chips ahead of the tap*
- ▷ *Bright finish for increased lubricity*
- ▷ *Black oxide surface treatment for longer life*
- ▷ *Reduced loading and clogging in flutes*

NITRO

2100N SERIES

GENERAL PURPOSE HIGH SPEED STEEL

Plug / Through Hole

Machine Screw / Black Oxide

2100N SERIES

GENERAL PURPOSE HIGH SPEED STEEL

Plug / Through Hole

Fractional / Black Oxide



2100N

Size	NC	NF	Overall Length	Length of Thread	No. of Flutes	Pitch Dia. Limits	2100N Order No. Plug
0	-	80	1-5/8"	5/16"	2	H1	21N000FP
1	64	-	1-11/16"	3/8"	2	H1	21N001CP
1	-	72	1-11/16"	3/8"	2	H1	21N001FP
2	56	-	1-3/4"	7/16"	2	H2	21N002CP
2	-	64	1-3/4"	7/16"	2	H2	21N002FP
3	48	-	1-13/16"	1/2"	2	H2	21N003CP
3	-	56	1-13/16"	1/2"	2	H2	21N003FP
4	40	-	1-7/8"	9/16"	2	H2	21N004CP
4	-	48	1-7/8"	9/16"	2	H2	21N004FP
4	-	36	1-7/8"	9/16"	2	H2	21N004SP
5	40	-	1-15/16"	5/8"	2	H2	21N005CP
5	-	44	1-15/16"	5/8"	2	H2	21N005FP
6	32	-	2"	11/16"	2	H3	21N006CP
6	-	40	2"	11/16"	2	H2	21N006FP
8	32	-	2-1/8"	3/4"	2	H3	21N008CP
8	-	36	2-1/8"	3/4"	2	H2	21N008FP
10	24	-	2-3/8"	7/8"	2	H3	21N010CP
10	-	32	2-3/8"	7/8"	2	H3	21N010FP
12	24	-	2-3/8"	15/16"	2	H3	21N012CP
12	-	28	2-3/8"	15/16"	2	H3	21N012FP

Size	NC	NF	Overall Length	Length of Thread	No. of Flutes	Pitch Dia. Limits	2100N Order No. Plug
1/4"	20	-	2-1/2"	1"	2	H3	21N116CP
1/4"	-	28	2-1/2"	1"	2	H3	21N116FP
5/16"	18	-	2-23/32"	1-1/8"	2	H3	21N120CP
5/16"	-	24	2-23/32"	1-1/8"	2	H3	21N120FP
3/8"	16	-	2-15/16"	1-1/4"	3	H3	21N124CP
3/8"	-	24	2-15/16"	1-1/4"	3	H3	21N124FP
7/16"	14	-	3-5/32"	1-7/16"	3	H3	21N128CP
7/16"	-	20	3-5/32"	1-7/16"	3	H3	21N128FP
1/2"	13	-	3-3/8"	1-21/32"	3	H3	21N132CP
1/2"	-	20	3-3/8"	1-21/32"	3	H3	21N132FP
9/16"	12	-	3-19/32"	1-21/32"	3	H3	21N136CP
9/16"	-	18	3-19/32"	1-21/32"	3	H3	21N136FP
5/8"	11	-	3-13/16"	1-13/16"	3	H3	21N140CP
5/8"	-	18	3-13/16"	1-13/16"	3	H3	21N140FP
3/4"	10	-	4-1/4"	2"	3	H3	21N148CP
3/4"	-	16	4-1/4"	2"	3	H3	21N148FP

All sizes are individually packaged

2850 SERIES

GENERAL PURPOSE HIGH SPEED STEEL

Plug / Through Hole

Metric / Bright



2850

Size (mm)	Pitch Dia. (mm)	No. of Flutes	Pitch Dia. Limits	2850 Order No. Plug
1,6	0,35	2	D3	285A016A
1,8	0,35	2	D3	285A018A
2	0,4	2	D3	285A020A
2,2	0,45	2	D3	285A022A
2,5	0,45	2	D3	285A025A
3	0,5	2	D3	285A030A
3,5	0,6	2	D4	285A035A
4	0,7	2	D4	285A040A
4,5	0,75	2	D4	285A045A
5	0,8	2	D4	285A050A
6	1	2	D5	285A060A
6,3	1	2	D5	285A063A
7	1	2	D5	285A070A

Size (mm)	Pitch Dia. (mm)	No. of Flutes	Pitch Dia. Limits	2850 Order No. Plug
8.0	1.25	2	D5	285A080A
8.0	1.00	2	D5	285A080B
10	1.50	3	D6	285A100A
10	1.25	3	D5	285A100B
12	1.75	3	D6	285A120A
12	1.25	3	D5	285A120C
14	2.00	3	D7	285A140A
14	1.50	3	D6	285A140B
16	2.00	3	D7	285A160A
16	1.50	3	D6	285A160B
18	2.50	4	D7	285A180A
20	2.50	4	D7	285A200A
20	1.50	4	D6	285A200B

GENERAL PURPOSE SPIRAL POINT TAPS

2100 SERIES

GENERAL PURPOSE HIGH SPEED STEEL

Plug / Through Hole
Machine Screw / Bright



2100

Size	NC	NF	Overall Length	Length of Thread	No. of Flutes	Pitch Dia. Limits	2100 Order No. Plug
0	-	80	1-5/8"	5/16"	2	H1	21A000FP
1	64	-	1-11/16"	3/8"	2	H1	21A001CP
1	-	72	1-11/16"	3/8"	2	H1	21A001FP
2	56	-	1-3/4"	7/16"	2	H2	21A002CP
2	-	64	1-3/4"	7/16"	2	H2	21A002FP
3	48	-	1-13/16"	1/2"	2	H2	21A003CP
3	-	56	1-13/16"	1/2"	2	H2	21A003FP
4	40	-	1-7/8"	9/16"	2	H2	21A004CP
4	-	48	1-7/8"	9/16"	2	H2	21A004FP
4	-	36	1-7/8"	9/16"	2	H2	21A004SP
5	40	-	1-15/16"	5/8"	2	H2	21A005CP
5	-	44	1-15/16"	5/8"	2	H2	21A005FP
6	32	-	2"	11/16"	2	H3	21A006CP
6	-	40	2"	11/16"	2	H2	21A006FP
8	32	-	2-1/8"	3/4"	2	H3	21A008CP
8	-	36	2-1/8"	3/4"	2	H2	21A008FP
10	24	-	2-3/8"	7/8"	2	H3	21A010CP
10	-	32	2-3/8"	7/8"	2	H3	21A010FP
12	24	-	2-3/8"	15/16"	2	H3	21A012CP
12	-	28	2-3/8"	15/16"	2	H3	21A012FP

2100E SERIES

GENERAL PURPOSE HIGH SPEED STEEL

Plug / Through Hole
Machine Screw / Bright



2100E

Size	NC	NF	Overall Length	Length of Thread	No. of Flutes	Pitch Dia. Limits	2100E Order No. Plug
0	-	80	1-5/8"	5/16"	2	H1	21E000FP
1	64	-	1-11/16"	3/8"	2	H1	21E001CP
1	-	72	1-11/16"	3/8"	2	H1	21E001FP
2	56	-	1-3/4"	7/16"	2	H2	21E002CP
2	-	64	1-3/4"	7/16"	2	H2	21E002FP
3	48	-	1-13/16"	1/2"	2	H2	21E003CP
3	-	56	1-13/16"	1/2"	2	H2	21E003FP
4	40	-	1-7/8"	9/16"	2	H2	21E004CP
4	-	36	1-7/8"	9/16"	2	H2	21E004SP
4	-	48	1-7/8"	9/16"	2	H2	21E004FP
5	40	-	1-15/16"	5/8"	2	H2	21E005CP
5	-	44	1-15/16"	5/8"	2	H2	21E005FP
6	32	-	2"	11/16"	2	H3	21E006CP
6	-	40	2"	11/16"	2	H2	21E006FP
8	32	-	2-1/8"	3/4"	2	H3	21E008CP
8	-	36	2-1/8"	3/4"	2	H2	21E008FP
10	24	-	2-3/8"	7/8"	2	H3	21E010CP
10	-	32	2-3/8"	7/8"	2	H3	21E010FP
12	24	-	2-3/8"	15/16"	2	H3	21E012CP
12	-	28	2-3/8"	15/16"	2	H3	21E012FP

2100 SERIES

GENERAL PURPOSE HIGH SPEED STEEL

Plug / Through Hole
Fractional / Bright

Size	NC	NF	Overall Length	Length of Thread	No. of Flutes	Pitch Dia. Limits	2100 Order No. Plug
1/4"	20	-	2-1/2"	1"	2	H3	21A116CP
1/4"	-	28	2-1/2"	1"	2	H3	21A116FP
5/16"	18	-	2-23/32"	1-1/8"	2	H3	21A120CP
5/16"	-	24	2-23/32"	1-1/8"	2	H3	21A120FP
3/8"	16	-	2-15/16"	1-1/4"	3	H3	21A124CP
3/8"	-	24	2-15/16"	1-1/4"	3	H3	21A124FP
7/16"	14	-	3-5/32"	1-7/16"	3	H3	21A128CP
7/16"	-	20	3-5/32"	1-7/16"	3	H3	21A128FP
1/2"	13	-	3-3/8"	1-21/32"	3	H3	21A132CP
1/2"	-	20	3-3/8"	1-21/32"	3	H3	21A132FP
9/16"	12	-	3-19/32"	1-21/32"	3	H3	21A136CP
9/16"	-	18	3-19/32"	1-21/32"	3	H3	21A136FP
5/8"	11	-	3-13/16"	1-13/16"	3	H3	21A140CP
5/8"	-	18	3-13/16"	1-13/16"	3	H3	21A140FP
3/4"	10	-	4-1/4"	2"	3	H3	21A148CP
3/4"	-	16	4-1/4"	2"	3	H3	21A148FP

All sizes are individually packaged

2100E SERIES

GENERAL PURPOSE HIGH SPEED STEEL

Plug / Through Hole
Fractional / Bright

Size	NC	NF	Overall Length	Length of Thread	No. of Flutes	Pitch Dia. Limits	2100E Order No. Plug
1/4"	20	-	2-1/2"	1"	2	H3	21E116CP
1/4"	-	28	2-1/2"	1"	2	H3	21E116FP
5/16"	18	-	2-23/32"	1-1/8"	2	H3	21E120CP
5/16"	-	24	2-23/32"	1-1/8"	2	H3	21E120FP
3/8"	16	-	2-15/16"	1-1/4"	3	H3	21E124CP
3/8"	-	24	2-15/16"	1-1/4"	3	H3	21E124FP
7/16"	14	-	3-5/32"	1-7/16"	3	H3	21E128CP
7/16"	-	20	3-5/32"	1-7/16"	3	H3	21E128FP
1/2"	13	-	3-3/8"	1-21/32"	3	H3	21E132CP
1/2"	-	20	3-3/8"	1-21/32"	3	H3	21E132FP
9/16"	12	-	3-19/32"	1-21/32"	3	H3	21E136CP
9/16"	-	18	3-19/32"	1-21/32"	3	H3	21E136FP
5/8"	11	-	3-13/16"	1-13/16"	3	H3	21E140CP
5/8"	-	18	3-13/16"	1-13/16"	3	H3	21E140FP
3/4"	10	-	4-1/4"	2"	3	H3	21E148CP
3/4"	-	16	4-1/4"	2"	3	H3	21E148FP
7/8"	9	-	4-11/16"	2-7/32"	3	H4	21E156CP
7/8"	-	14	4-11/16"	2-7/32"	3	H4	21E156FP
1"	8	-	5-1/8"	2-1/2"	3	H4	21E164CP
1"	-	12	5-1/8"	2-1/2"	3	H4	21E164FP
1"	-	14	5-1/8"	2-1/2"	3	H4	21E164SP

#0 thru 1/4" - 12 per pack, 5/16" thru 1/2" - 6 per pack, 9/16" thru 1" - 3 per pack

GENERAL PURPOSE OVERSIZE SPIRAL POINT TAPS

Oversize taps are similar in design to a standard tap, but with a pitch diameter that is usually 0.003" to 0.005" larger than standard. Oversize taps are used primarily where a part will be plated or treated after tapping. Available in H7 or H11 limits, in hand taps (2003 and 2005 series) or spiral point (2103 and 2105 series).

▷ All sizes are individually packaged

2103 SERIES

GENERAL PURPOSE HIGH SPEED STEEL

Machine Screw & Fractional / Bright
 .003" Oversize / Plug / Through Hole



2103

Size	NC	NF	No. of Flutes	2103 Order No.	
				Plug	Through Hole
8	32	–	2	213A008CP	213A008CB
10	24	–	2	213A010CP	213A010CB
10	–	32	2	213A010FP	213A010FB

2105 SERIES

GENERAL PURPOSE HIGH SPEED STEEL

Machine Screw & Fractional / Bright
 .005" Oversize / Plug / Through Hole



2105

Size	NC	NF	No. of Flutes	2105 Order No.	
				Plug	Through Hole
5/16"	18	–	2	215A120CP	215A120CB
3/8"	16	–	3	215A124CP	215A124CB
7/16"	14	–	3	215A128CP	215A128CB
1/2"	13	–	3	215A132CP	215A132CB
5/8"	11	–	3	215A140CP	215A140CB

GENERAL PURPOSE OVERSIZED HAND TAPS

Oversize taps are similar in design to a standard tap, but with a pitch diameter that is usually 0.003" to 0.005" larger than standard. Oversize taps are used primarily where a part will be plated or treated after tapping. Available in H7 or H11 limits, in hand taps (2003 and 2005 series) or spiral point (2103 and 2105 series).

▷ All sizes are individually packaged

2003 SERIES

GENERAL PURPOSE HIGH SPEED STEEL

.003" Oversize / Plug & Bottoming
 Through or Blind Hole
 Machine Screw & Fractional / Bright



2003

Size	NC	Pitch Dia. Limits	No. of Flutes	2003 Order No.	
				Plug	Bottoming
8	32	H7	3	203A008CP	203A008CB
10	24	H7	4	203A010CP	203A010CB
10	32	H7	4	203A010FP	203A010FB

2005 SERIES

GENERAL PURPOSE HIGH SPEED STEEL

.005" Oversize / Plug & Bottoming
 Through or Blind Hole
 Machine Screw & Fractional / Bright



2005

Size	NC	Pitch Dia. Limits	No. of Flutes	2005 Order No.	
				Plug	Bottoming
1/4"	20	H11	4	205A116CP	–
5/16"	18	H11	4	205A120CP	205A120CB
3/8"	16	H11	4	205A124CP	205A124CB
7/16"	14	H11	4	205A128CP	205A128CB
1/2"	13	H11	4	205A132CP	205A132CB
5/8"	11	H11	4	205A140CP	205A140CB

PRODUCTION TAPS

ANSI PRODUCTION TAPS



Produced with a reduced neck to allow for longer reach, improved coolant flow, and easier chip evacuation. Can be used in a wide range of material groups, including difficult to machine materials such as High Tensile Strength Steels and Stainless Steel.

- ▷ *Manufactured from M4 HSS, an extremely versatile high-speed steel with high carbon and vanadium contents for exceptional abrasion-resistance*
- ▷ *Offer higher heat resistance and red hardness over conventional High Speed Steel taps*
- ▷ *Can be used for production threading with both conventional or CNC equipment*
- ▷ *Black Oxide surface treatment provides improved lubricity and helps prevent the formation of built-up edge*
- ▷ *Manufactured to industry recognized USCTI 302A Standards*
- ▷ *All sizes are individually packaged*

2150N SERIES

PRODUCTION M4 PREMIUM HSS

Spiral Point / Plug Chamfer / Through Hole
Machine Screw, Fractional & Metric / Black Oxide



2150N

	Size	NC	NF	Overall Length	Square Size	No. of Flutes	Pitch Dia. Limits	Tap/Drill Size (75%)	2150N Order No.
Machine Screw & Fractional Sizes	6	32	–	2"	0.110"	2	H3	#36	215N006C
	8	32	–	2-1/8"	0.131"	3	H3	#29	215N008C
	10	24	–	2-3/8"	0.152"	3	H3	#25	215N010C
	10	–	32	2-3/8"	0.152"	3	H3	#21	215N010F
	1/4"	20	–	2-1/2"	0.191"	3	H3	#7	215N116C
	1/4"	–	28	2-1/2"	0.191"	3	H3	#3	215N116F
	5/16"	18	–	2-23/32"	0.238"	3	H3	F	215N120C
	5/16"	–	24	2-23/32"	0.238"	3	H3	I	215N120F
	3/8"	16	–	2-15/16"	0.286"	3	H3	5/16"	215N124C
	3/8"	–	24	2-15/16"	0.286"	3	H3	Q	215N124F
	7/16"	14	–	3-5/32"	0.242"	3	H3	U	215N128C
	7/16"	–	20	3-5/32"	0.242"	3	H3	W	215N128F
	1/2"	13	–	3-3/8"	0.275"	3	H3	27/64"	215N132C
	1/2"	–	20	3-3/8"	0.275"	3	H3	29/64"	215N132F
	5/8"	11	–	3-13/16"	0.360"	3	H3	17/32"	215N140C
	5/8"	–	18	3-13/16"	0.360"	3	H3	37/64"	215N140F
	3/4"	10	–	4-1/4"	0.442"	3	H3	21/32"	215N148C
	3/4"	–	16	4-1/4"	0.442"	3	H3	11/16"	215N148F

	Size	Pitch (mm)	Overall Length	Square Size	No. of Flutes	Pitch Dia. Limits	Tap/Drill Size (75%)	2150N Order No.
Metric Sizes	M4	0.7	2-1/8"	0.131"	3	D4	#30	215N040A
	M5	0.8	2-3/8"	0.152"	3	D4	#19	215N050A
	M6	1.0	2-1/2"	0.191"	3	D5	#9	215N060A
	M8	1.25	2-23/32"	0.238"	3	D5	H	215N080A
	M10	1.5	2-15/16"	0.286"	3	D6	Q	215N100A
	M12	1.75	3-3/8"	0.275"	3	D6	Y	215N120A

ANSI PRODUCTION TAPS

2160N SERIES

PRODUCTION M4 PREMIUM HSS

High Spiral Flute / Bottoming Chamfer / Blind Hole
Machine Screw / Black Oxide

NITRO-MAX



2160N



	Size	NC	NF	Overall Length	Square Size	No. of Flutes	Pitch Dia. Limits	Tap/Drill Size (75%)	2160N Order No.
Machine Screw & Fractional Sizes	6	32	-	2"	0.110"	3	H3	#36	216N006C
	8	32	-	2-1/8"	0.131"	3	H3	#29	216N008C
	10	24	-	2-3/8"	0.152"	3	H3	#25	216N010C
	10	-	32	2-3/8"	0.152"	3	H3	#21	216N010F
	1/4"	20	-	2-1/2"	0.191"	3	H3	#7	216N116C
	1/4"	-	28	2-1/2"	0.191"	3	H3	#3	216N116F
	5/16"	18	-	2-23/32"	0.238"	3	H3	F	216N120C
	5/16"	-	24	2-23/32"	0.238"	3	H3	I	216N120F
	3/8"	16	-	2-15/16"	0.286"	3	H3	5/16"	216N124C
	3/8"	-	24	2-15/16"	0.286"	3	H3	Q	216N124F
	7/16"	14	-	3-5/32"	0.242"	3	H3	U	216N128C
	7/16"	-	20	3-5/32"	0.242"	3	H3	W	216N128F
	1/2"	13	-	3-3/8"	0.275"	3	H3	27/64"	216N132C
	1/2"	-	20	3-3/8"	0.275"	3	H3	29/64"	216N132F
	5/8"	11	-	3-13/16"	0.360"	4	H3	17/32"	216N140C
	5/8"	-	18	3-13/16"	0.360"	4	H3	37/64"	216N140F
	3/4"	10	-	4-1/4"	0.442"	4	H3	21/32"	216N148C
	3/4"	-	16	4-1/4"	0.442"	4	H3	11/16"	216N148F

	Size	Pitch (mm)	Overall Length	Square Size	No. of Flutes	Pitch Dia. Limits	Tap/Drill Size (75%)	2160N Order No.
Metric Sizes	M4	0.7	2-1/8"	0.131"	3	D4	#30	216N040A
	M5	0.8	2-3/8"	0.152"	3	D4	#19	216N050A
	M6	1.0	2-1/2"	0.191"	3	D5	#9	216N060A
	M8	1.25	2.23/32"	0.238"	3	D5	H	216N080A
	M10	1.5	2.15/16"	0.286"	3	D6	Q	216N100A
	M12	1.75	3.3/8"	0.275"	3	D6	Y	216N120A

DIN/ANSI PRODUCTION TAPS

Manufactured to DIN/ANSI specifications, with DIN lengths to allow for longer reach and deeper threading in a single pass.

NITRO-MAX

- ▷ *Manufactured from M4 HSS, an extremely versatile high-speed steel with high carbon and vanadium contents for exceptional abrasion-resistance*
- ▷ *Offer higher heat resistance and red hardness over conventional High Speed Steel taps*
- ▷ *TiCN (Titanium Carbo Nitride) coating*
 - *helps to reduce galling, microwelding, seizing and adhesive wear*
 - *allows for a smoother threading operation*
 - *helps to hold sharp edges and reduces the coefficient of friction*
- ▷ *All sizes are individually packaged*

2250N SERIES

PRODUCTION M4 PREMIUM HSS

Spiral Point / Plug Chamfer / Through Hole

Machine Screw, Fractional & Metric / TiCN Coated



2250N

	Size	NC	NF	Overall Length	Square Size	No. of Flutes	Pitch Dia. Limits	Tap/Drill Size (75%)	2250N Order No.
	Machine Screw & Fractional Sizes	4	40	–	2.21"	0.110"	2	H2	#43
6		32	–	2.21"	0.110"	2	H3	#36	225N006C
8		32	–	2.48"	0.131"	3	H3	#29	225N008C
10		24	–	2.76"	0.152"	3	H3	#25	225N010C
10		–	32	2.76"	0.152"	3	H3	#21	225N010F
1/4"		20	–	3.15"	0.191"	3	H3	#7	225N116C
1/4"		–	28	3.15"	0.191"	3	H3	#3	225N116F
5/16"		18	–	3.54"	0.238"	3	H3	F	225N120C
5/16"		–	24	3.54"	0.238"	3	H3	I	225N120F
3/8"		16	–	3.94"	0.286"	3	H3	5/16"	225N124C
3/8"		–	24	3.94"	0.286"	3	H3	Q	225N124F
7/16"		14	–	3.94"	0.242"	3	H3	U	225N128C
7/16"		–	20	3.94"	0.242"	3	H3	W	225N128F
1/2"		13	–	4.33"	0.275"	3	H3	27/64"	225N132C
1/2"		–	20	4.33"	0.275"	3	H3	29/64"	225N132F
5/8"		11	–	4.33"	0.360"	3	H3	17/32"	225N140C
5/8"		–	18	4.33"	0.360"	3	H3	37/64"	225N140F
3/4"		10	–	4.92"	0.442"	3	H3	21/32"	225N148C
3/4"	–	16	4.92"	0.442"	3	H3	11/16"	225N148F	

	Size	Pitch (mm)	Overall Length	Square Size	No. of Flutes	Pitch Dia. Limits	Tap/Drill Size (75%)	2250N Order No.
	Metric Sizes	M4	0.7	2.48"	0.131"	3	D4	#30
M5		0.8	2.76"	0.152"	3	D4	#19	225N050A
M6		1.0	3.15"	0.191"	3	D5	#9	225N060A
M8		1.25	3.54"	0.238"	3	D5	H	225N080A
M10		1.5	3.94"	0.286"	3	D6	Q	225N100A
M12		1.75	4.33"	0.275"	3	D6	Y	225N120A
M16		2.0	4.33"	0.360"	3	D7	35/64"	225N160A

DIN/ANSI PRODUCTION TAPS

2260N SERIES

PRODUCTION M4 PREMIUM HSS

High Spiral Flute / Bottoming Chamfer / Blind Hole
Machine Screw, Fractional & Metric / TiCN Coated

NITRO-MAX



2260N

	Size	NC	NF	Overall Length	Square Size	No. of Flutes	Pitch Dia. Limits	Tap/Drill Size (75%)	2260N Order No.
Machine Screw & Fractional Sizes	4	40	-	2.21"	0.110"	3	H2	#43	226N004C
	6	32	-	2.21"	0.110"	3	H3	#36	226N006C
	8	32	-	2.48"	0.131"	3	H3	#29	226N008C
	10	24	-	2.76"	0.152"	3	H3	#25	226N010C
	10	-	32	2.76"	0.152"	3	H3	#21	226N010F
	1/4"	20	-	3.15"	0.191"	3	H3	#7	226N116C
	1/4"	-	28	3.15"	0.191"	3	H3	#3	226N116F
	5/16"	18	-	3.54"	0.238"	3	H3	F	226N120C
	5/16"	-	24	3.54"	0.238"	3	H3	I	226N120F
	3/8"	16	-	3.94"	0.286"	3	H3	5/16"	226N124C
	3/8"	-	24	3.94"	0.286"	3	H3	Q	226N124F
	7/16"	14	-	3.94"	0.242"	3	H3	U	226N128C
	7/16"	-	20	3.94"	0.242"	3	H3	W	226N128F
	1/2"	13	-	4.33"	0.275"	3	H3	27/64"	226N132C
	1/2"	-	20	4.33"	0.275"	3	H3	29/64"	226N132F
	5/8"	11	-	4.33"	0.360"	4	H3	17/32"	226N140C
	5/8"	-	18	4.33"	0.360"	4	H3	37/64"	226N140F
	3/4"	10	-	4.92"	0.442"	4	H3	21/32"	226N148C
	3/4"	-	16	4.92"	0.442"	4	H3	11/16"	226N148F

	Size	Pitch (mm)	Overall Length	Square Size	No. of Flutes	Pitch Dia. Limits	Tap/Drill Size (75%)	2260N Order No.
Metric Sizes	M4	0.7	2.48"	0.131"	3	D4	#30	226N040A
	M5	0.8	2.76"	0.152"	3	D4	#19	226N050A
	M6	1.0	3.15"	0.191"	3	D5	#9	226N060A
	M8	1.25	3.54"	0.238"	3	D5	H	226N080A
	M10	1.5	3.94"	0.286"	3	D6	Q	226N100A
	M12	1.75	4.33"	0.275"	3	D6	Y	226N120A
	M16	2.0	4.33"	0.360"	4	D7	35/64"	226N160A

PRODUCTION THREAD FORMING TAPS

Thread forming taps "form" the thread in malleable materials without cutting, eliminating chips. This allows for increased speeds & feeds, and a cleaner threading environment.

- ▷ *Manufactured from M4 HSS, an extremely versatile high-speed steel with high carbon and vanadium contents for exceptional abrasion-resistance*
- ▷ *Offer higher heat resistance and red hardness over conventional High Speed Steel taps*
- ▷ *TiCN (Titanium Carbo Nitride) coating*
 - *helps to reduce galling, microwelding, seizing and adhesive wear*
 - *allows for a smoother threading operation*
 - *helps to hold sharp edges and reduces the coefficient of friction*
- ▷ *All sizes are individually packaged*

NITRO-MAX

2270N SERIES

PRODUCTION M4 PREMIUM HSS

Fluteless / Bottoming Chamfer / Through or Blind Hole
Machine Screw, Fractional & Metric / TiCN Coated



Machine Screw & Fractional Sizes	Size	NC	NF	Overall Length	Square Size	No. of Flutes	Pitch Dia. Limits	Tap/Drill Size (65%)	2270N Order No.
	4	40	–	2.21"	0.110"	0	H5	#39	227N004C
	6	32	–	2.21"	0.110"	0	H5	1/8"	227N006C
	8	32	–	2.48"	0.131"	0	H5	#25	227N008C
	10	24	–	2.76"	0.152"	0	H6	11/64"	227N010C
	10	–	32	2.76"	0.152"	0	H6	#16	227N010F
	1/4"	20	–	3.15"	0.191"	0	H6	#1	227N116C
	1/4"	–	28	3.15"	0.191"	0	H6	A	227N116F
	5/16"	18	–	3.54"	0.238"	0	H7	7.3 mm	227N120C
	5/16"	–	24	3.54"	0.238"	0	H7	M	227N120F
	3/8"	16	–	3.94"	0.286"	0	H7	S	227N124C
	3/8"	–	24	3.94"	0.286"	0	H7	T	227N124F

Metric Sizes	Size	Pitch (mm)	Overall Length	Square Size	No. of Flutes	Pitch Dia. Limits	Tap/Drill Size (65%)	2270N Order No.
	M4	0.7	2.48"	0.131"	0	D7	#27	227N040A
	M5	0.8	2.76"	0.152"	0	D8	#14	227N050A
	M6	1.0	3.15"	0.191"	0	D9	7/32"	227N060A
	M8	1.25	3.54"	0.238"	0	D10	M	227N080A
M10	1.5	3.94"	0.286"	0	D11	U	227N100A	

PRODUCTION MULTI-APPLICATION SPIRAL POINT TAPS



These taps are designed for machine tapping in a wide range of material groups, including difficult to machine materials such as stainless steel. The Nitro® multi-application tap improves thread quality, and aids in chip evacuation, eliminating bird nesting.

Available in both spiral point and spiral flute designs, in fractional and metric sizes.

- ▷ *Spiral point taps eject chips ahead of the tap*
- ▷ *A good choice for CNC and machine tapping*
- ▷ *Bright finish for increased lubricity*
- ▷ *All sizes are individually packaged*

2100PS SERIES

PRODUCTION HIGH SPEED STEEL

Plug / Through Hole

Machine Screw & Fractional / Bright

2100PS SERIES

PRODUCTION HIGH SPEED STEEL

Plug / Through Hole

Metric / Bright



2100PS

Size	NC	NF	Number of Flutes	Pitch Dia. Limits	2100PS Order No.
4	40	–	2	H2	21PS004C
4	–	48	2	H2	21PS004F
5	40	–	3	H2	21PS005C
5	–	44	3	H2	21PS005F
6	32	–	3	H3	21PS006C
6	–	40	3	H2	21PS006F
8	32	–	3	H3	21PS008C
8	–	36	3	H2	21PS008F
10	24	–	3	H3	21PS010C
10	–	32	3	H3	21PS010F
12	24	–	3	H3	21PS012C
12	–	28	3	H3	21PS012F
1/4"	20	–	3	H3	21PS116C
1/4"	–	28	3	H3	21PS116F
5/16"	18	–	3	H3	21PS120C
5/16"	–	24	3	H5	21PS120F
3/8"	16	–	3	H3	21PS124C
3/8"	–	24	3	H3	21PS124F
7/16"	14	–	3	H3	21PS128C
7/16"	–	20	3	H3	21PS128F
1/2"	13	–	3	H5	21PS132C
1/2"	–	20	3	H5	21PS132F
9/16"	12	–	3	H5	21PS136C
9/16"	–	18	3	H5	21PS136F
5/8"	11	–	3	H5	21PS140C
5/8"	–	18	3	H5	21PS140F
3/4"	10	–	3	H5	21PS148C
3/4"	–	16	3	H5	21PS148F
7/8"	9	–	3	H6	21PS156C
7/8"	–	14	3	H6	21PS156F
1"	8	–	3	H6	21PS164C
1"	–	12	3	H6	21PS164F

Size	Pitch (mm)	Number of Flutes	Pitch Dia. Limits	2100PS Order No.
M3	0.5	3	D3	21PS030A
M3.5	0.6	3	D4	21PS035A
M4	0.7	3	D4	21PS040A
M5	0.8	3	D4	21PS050A
M6	1.0	3	D5	21PS060A
M7	1.0	3	D5	21PS070A
M8	1.25	3	D5	21PS080A
M8	1.0	3	D5	21PS080B
M10	1.5	3	D6	21PS100A
M12	1.75	3	D6	21PS120A
M12	1.25	3	D5	21PS120B
M14	2.0	3	D7	21PS140A
M14	1.5	3	D6	21PS140B
M16	2.0	3	D7	21PS160A
M16	1.5	3	D6	21PS160B
M18	2.5	3	D7	21PS180A
M18	1.5	3	D6	21PS180D
M20	2.5	3	D7	21PS200A
M20	1.5	3	D6	21PS200B
M22	2.5	3	D7	21PS220A
M22	1.5	3	D6	21PS220B
M24	3.0	3	D8	21PS240A

PRODUCTION MULTI-APPLICATION SPIRAL FLUTE TAPS

NITRO

These taps are designed for machine tapping in a wide range of material groups, including difficult to machine materials such as stainless steel. The Nitro® multi-application tap improves thread quality, and aids in chip evacuation, eliminating bird nesting. Available in both spiral point and spiral flute designs, in fractional and metric sizes.

- ▷ *Spiral flutes pull chips up out of the workpiece*
- ▷ *Ideal for tapping blind holes*
- ▷ *Bright finish for increased lubricity*
- ▷ *All sizes are individually packaged*

2000PF SERIES

PRODUCTION HIGH SPEED STEEL

Bottoming / Blind Hole
Machine Screw & Fractional / Bright

2000PF SERIES

PRODUCTION HIGH SPEED STEEL

Bottoming / Blind Hole
Metric / Bright



2000PF

Size	NC	NF	No. of Flutes	Pitch Dia. Limits	2000PF Order No.
4	40	–	2	H2	20PF004C
4	–	48	2	H2	20PF004F
6	32	–	3	H3	20PF006C
8	32	–	3	H3	20PF008C
10	24	–	3	H3	20PF010C
10	–	32	3	H3	20PF010F
12	24	–	3	H3	20PF012C
12	–	28	3	H3	20PF012F
1/4"	20	–	3	H3	20PF116C
1/4"	–	28	3	H3	20PF116F
5/16"	18	–	3	H3	20PF120C
5/16"	–	24	3	H5	20PF120F
3/8"	16	–	3	H3	20PF124C
3/8"	–	24	3	H3	20PF124F
7/16"	14	–	3	H3	20PF128C
7/16"	–	20	3	H3	20PF128F
1/2"	13	–	3	H5	20PF132C
1/2"	–	20	3	H5	20PF132F
9/16"	12	–	3	H5	20PF136C
9/16"	–	18	3	H5	20PF136F
5/8"	11	–	4	H5	20PF140C
5/8"	–	18	4	H5	20PF140F
3/4"	10	–	4	H5	20PF148C
3/4"	–	16	4	H5	20PF148F
7/8"	9	–	4	H6	20PF156C
7/8"	–	14	4	H6	20PF156F
1"	8	–	4	H6	20PF164C
1"	–	12	4	H6	20PF164F

Size	Pitch (mm)	No. of Flutes	Pitch Dia. Limits	2000PF Order No.
M3	0.5	3	D3	20PF030A
M3.5	0.6	3	D4	20PF035A
M4	0.7	3	D4	20PF040A
M5	0.8	3	D4	20PF050A
M6	1.0	3	D5	20PF060A
M7	1.0	3	D5	20PF070A
M8	1.25	3	D5	20PF080A
M8	1.0	3	D5	20PF080B
M10	1.5	3	D6	20PF100A
M12	1.75	3	D6	20PF120A
M12	1.25	3	D5	20PF120B
M14	2.0	3	D7	20PF140A
M14	1.5	3	D6	20PF140B
M16	2.0	3	D7	20PF160A
M16	1.5	3	D6	20PF160B
M18	2.5	4	D7	20PF180A
M18	1.5	4	D6	20PF180D
M20	2.5	4	D7	20PF200A
M20	1.5	4	D6	20PF200B
M22	2.5	4	D7	20PF220A
M22	1.5	4	D6	20PF220B
M24	3.0	4	D8	20PF240A

PRODUCTION MULTI-APPLICATION SPIRAL FLUTE TAPS

Designed for precision tapping of moderate-to-difficult to machine materials. Fast spiral flutes provide new efficiency in chip removal. These taps have continuous fast spiral flutes to lift and discharge chips from deep blind holes.

▷ All sizes are individually packaged

2000F SERIES

PRODUCTION HIGH SPEED STEEL

Plug & Bottoming / Blind Hole
Machine Screw & Fractional / Bright



2000F

Size	NC	NF	Length of Thread	No. of Flutes	2000F Order No.	
					Plug	Bottoming
3	48	-	1/2"	2	20F003CP	20F003CB
4	40	-	9/16"	2	20F004CP	20F004CB
4	-	48	9/16"	2	20F004FP	20F004FB
5	40	-	5/8"	2	20F005CP	20F005CB
5	-	44	5/8"	2	20F005FP	20F005FB
6	32	-	11/16"	2	20F006CP	20F006CB
6	-	40	11/16"	2	20F006FP	20F006FB
8	32	-	3/4"	3	20F008CP	20F008CB
8	-	36	3/4"	3	20F008FP	20F008FB
10	24	-	7/8"	3	20F010CP	20F010CB
10	-	32	7/8"	3	20F010FP	20F010FB
12	24	-	1"	3	20F012CP	20F012CB
12	-	28	1"	3	20F012FP	20F012FB
1/4"	20	-	1"	3	20F116CP	20F116CB
1/4"	-	28	1"	3	20F116FP	20F116FB
5/16"	18	-	1-1/8"	3	20F120CP	20F120CB
5/16"	-	24	1-1/8"	3	20F120FP	20F120FB
3/8"	16	-	1-5/16"	3	20F124CP	20F124CB
3/8"	-	24	1-5/16"	3	20F124FP	20F124FB
7/16"	14	-	1-7/16"	3	20F128CP	20F128CB
7/16"	-	20	1-7/16"	3	20F128FP	20F128FB
1/2"	13	-	1-21/32"	3	20F132CP	20F132CB
1/2"	-	20	1-21/32"	3	20F132FP	20F132FB
5/8"	11	-	1-13/16"	4	20F140CP	20F140CB
3/4"	10	-	2-1/16"	4	20F148CP	20F148CB

PRODUCTION THREAD FORMING TAPS

Thread forming taps "form" the thread rather than cut it, which allows the thread to be created without producing any chips. Thread forming taps can run at faster operating rates than standard cut taps, and generally have a longer tool life, sometimes up to 5x longer in some applications. Ideal in materials such as aluminum, brass, copper, low carbon steels, zinc, and 302-303 stainless steel.

- ▷ Thread forming does not produce any chips
- ▷ Thread forming taps have a longer tool life
- ▷ Formed threads are generally stronger than cut threads
- ▷ All sizes are individually packaged

2090 SERIES

PRODUCTION HIGH SPEED STEEL

Plug & Bottoming / Through or Blind Hole
Machine Screw & Fractional / Bright



2090

Size	NC	NF	2090 Order No.	
			Plug	Bottoming
0	-	80	-	209A000FB
1	64	-	-	209A001CB
1	-	72	-	209A001FB
2	56	-	-	209A002CB
2	-	64	-	209A002FB
3	48	-	-	209A003CB
3	-	56	209A003FP	209A003FB
4	40	-	209A004CP	209A004CB
4	-	48	209A004FP	209A004FB
5	40	-	209A005CP	209A005CB
5	-	44	209A005FP	209A005FB
6	32	-	209A006CP	209A006CB
6	-	40	209A006FP	209A006FB
8	32	-	209A008CP	209A008CB
8	-	36	209A008FP	209A008FB
10	24	-	209A010CP	209A010CB
10	-	32	209A010FP	209A010FB
12	24	-	209A012CP	209A012CB
12	-	28	209A012FP	209A012FB
1/4"	20	-	209A116CP	209A116CB
1/4"	-	28	209A116FP	209A116FB
5/16"	18	-	209A120CP	209A120CB
5/16"	-	24	209A120FP	209A120FB
3/8"	16	-	209A124CP	209A124CB
3/8"	-	24	209A124FP	209A124FB
7/16"	14	-	209A128CP	209A128CB
7/16"	-	20	209A128FP	209A128FB
1/2"	13	-	209A132CP	209A132CB
1/2"	-	20	209A132FP	209A132FB
5/8"	11	-	209A140CP	209A140CB
5/8"	-	18	209A140FP	209A140FB
3/4"	10	-	209A148CP	209A148CB
3/4"	-	16	-	209A148FB

TAPER PIPE (NPT)

NPT taps are tapered to provide a tight seal and are used mainly with threaded pipes and pipe fittings. These taps are available in both HSS and carbon steel materials. A carbon tap is used to rethread damaged threads. These NPT taps have a bright finish to increase tool life and reduce chip loading in the flutes.

- ▷ *Bright finish for prolonged life*
- ▷ *Most commonly used to produce a tight sealing thread*
- ▷ *Available in high speed steel and carbon steel*
- ▷ *All sizes are individually packaged*

2900 SERIES

HIGH SPEED STEEL

Through or Blind Hole
Fractional / Bright



2900

Size	TPI	Overall Length	Length of Thread	No. of Flutes	2900 Order No.
1/16"	27	2-1/8"	11/16"	4	290A104
1/8"	27	2-1/8"	3/4"	4	290A108
1/4"	18	2-7/16"	1-1/16"	4	290A116
3/8"	18	2-9/16"	1-1/16"	4	290A124
1/2"	14	3-1/8"	1-3/8"	4	290A132
3/4"	14	3-1/4"	1-3/8"	5	290A148
1"	11-1/2	3-3/4"	1-3/4"	5	290A164
1-1/4"	11-1/2	4"	1-3/4"	5	290A216
1-1/2"	11-1/2	4-1/4"	1-3/4"	7	290A232
2"	11-1/2	4-1/4"	1-3/4"	7	290A264
2-1/2"	8	5-1/2"	2-9/16"	8	290A332
3"	8	6"	2-5/8"	8	290A364
3-1/2"	8	6-1/2"	2-11/16"	8	290A432
4"	8	6-3/4"	2-3/4"	8	290A464

2900E SERIES

HIGH SPEED STEEL

Through or Blind Hole
Fractional / Bright



2900E

Size	TPI	Overall Length	Length of Thread	No. of Flutes	2900E Order No.
1/16"	27	2-1/8"	11/16"	4	290E104
1/8"	27	2-1/8"	3/4"	4	290E108
1/4"	18	2-7/16"	1-1/16"	4	290E116
3/8"	18	2-9/16"	1-1/16"	4	290E124
1/2"	14	3-1/8"	1-3/8"	4	290E132
3/4"	14	3-1/4"	1-3/8"	5	290E148
1"	11-1/2	3-3/4"	1-3/4"	5	290E164
1-1/4"	11-1/2	4"	1-3/4"	5	290E216
1-1/2"	11-1/2	4-1/4"	1-3/4"	7	290E232
2"	11-1/2	4-1/2"	1-3/4"	7	290E264
2-1/2"	8	5-1/2"	2-9/16"	8	290E332
3"	8	6"	2-5/8"	8	290E364
3-1/2"	8	6-1/2"	2-11/16"	8	290E432
4"	8	6-3/4"	2-3/4"	8	290E464

TAPER PIPE TAPS (NPT)

2700E SERIES

CARBON

Through or Blind Hole
Fractional / Bright



2700E

Size	TPI	Overall Length	2700E Order No.
1/16"	27	2-1/8"	2700E104
1/8"	27	2-1/8"	2700E108
1/4"	18	2-7/16"	2700E116
3/8"	18	2-9/16"	2700E124
1/2"	14	3-1/8"	2700E132
3/4"	14	3-1/4"	2700E148
1"	11-1/2	3-3/4"	2700E164
1-1/4"	11-1/2	4"	2700E216
1-1/2"	11-1/2	4-1/4"	2700E232
2"	11-1/2	4-1/2"	2700E264

TAPER PIPE TAPS (NPT)

02-C SERIES

CARBON

Through or Blind Hole
Fractional / Bright

Made from tough carbon alloy tool steel to cut new threads or repair damaged threads in pipe fittings. For use in steel and non-ferrous metals.

▷ Packaged in reusable plastic packaging



Nominal Size Inch	Thread per inch	Drill Size	Order No.	Std. Pkg.	Std. Ctn.
1/16"	27	D	02-C 010	1	10
1/8"	27	11/32"	02-C 020	1	10
1/4"	18	7/16"	02-C 040	1	10
3/8"	18	37/64"	02-C 060	1	10
1/2"	14	45/64"	02-C 080	1	10
3/4"	14	59/64"	02-C 120	1	10
1"	11 1/2	1 5/32"	02-C 160	1	10
1 1/4"	11 1/2	1 1/2"	02-C 200	1	10
1 1/2"	11 1/2	1 47/64"	02-C 240	1	10
2"	11 1/2	2 7/32"	02-C 320	1	10

Corresponding Sets	
Taper Pipe Tap Set	
Description	Order No.
Contains one of each of the following NPT taps: 1/8": 02-C 020, 1/4": 02-C 040, 3/8": 02-C 060, 1/2": 02-C 080	02-C 500

Tech tip!

For increased cutting efficiency and tool life, use TAPCUT™ lubricant

PIPE TAPS, INTERRUPTED THREAD & NPS

The Interrupted Thread Pipe Taps have every other thread removed except for the first few at the point. They are used for tapping tough metals or those which have a tendency to load the tap teeth.

Straight Pipe Taps (NPS) are used for hand or machine tapping of straight pipe threads.

▷ All sizes are individually packaged

2930 SERIES Interrupted Thread

HIGH SPEED STEEL

Through or Blind Hole

Fractional / Bright



2930

Size	TPI	Length of Thread	No. of Flutes	2930 Order No.
1/8"	27	3/4"	5	293A108
1/4"	18	1-1/16"	5	293A116
3/8"	18	1-1/16"	5	293A124
1/2"	14	1-3/8"	5	293A132
3/4"	14	1-3/8"	5	293A148
1"	11-1/2	1-3/4"	5	293A164
1-1/4"	11-1/2	1-3/4"	5	293A216
1-1/2"	11-1/2	1-3/4"	7	293A232
2"	11-1/2	1-3/4"	7	293A264

2950 SERIES Straight Pipe (NPS)

HIGH SPEED STEEL

Through or Blind Hole

Fractional / Bright



2950

Size	TPI	Length of Thread	No. of Flutes	2950 Order No.
1/8"	27	3/4"	4	295A108
1/4"	18	1-1/16"	4	295A116
3/8"	18	1-1/16"	4	295A124
1/2"	14	1-3/8"	4	295A132
3/4"	14	1-3/8"	5	295A148
1"	11-1/2	1-3/4"	5	295A164

SPECIAL PURPOSE TAPS



TAPS

LEFT HAND TAPS

Left hand taps are used just like normal hand taps except they are rotated counter clockwise to cut left handed threads in the workpiece. They are for general use in production tapping or hand operations in a wide range of application material groups.

- ▷ *Taper – 7-10 pitch chamfer length. Starts the thread square with the workpiece*
- ▷ *Plug – 3-5 pitch chamfer length. Generally used in through holes*
- ▷ *Bottoming – 1-2 pitch chamfer length. Generates the thread to the bottom*

2300 SERIES

SPECIAL PURPOSE HIGH SPEED STEEL

Taper, Plug & Bottoming / Through or Blind Hole
Machine Screw & Fractional / Bright



2300

Size	NC	NF	Overall Length	No. of Flutes	Pitch Dia. Limits	2300 Order No.		
						Taper	Plug	Bottoming
6	32	–	2"	4	H3	23A006CT	23A006CP	23A006CB
8	32	–	2-1/8"	4	H3	23A008CT	23A008CP	23A008CB
10	24	–	2-3/8"	4	H3	23A010CT	23A010CP	23A010CB
10	–	32	2-3/8"	4	H3	23A010FT	23A010FP	23A010FB
1/4"	20	–	2-1/2"	4	H3	23A116CT	23A116CP	23A116CB
1/4"	–	28	2-1/2"	4	H3	23A116FT	23A116FP	23A116FB
5/16"	18	–	2-23/32"	4	H3	23A120CT	23A120CP	23A120CB
5/16"	–	24	2-23/32"	4	H3	23A120FT	23A120FP	23A120FB
3/8"	16	–	2-5/16"	4	H3	23A124CT	23A124CP	23A124CB
3/8"	–	24	2-5/16"	4	H3	23A124FT	23A124FP	23A124FB
7/16"	14	–	3-5/32"	4	H3	23A128CT	23A128CP	23A128CB
7/16"	–	20	3-5/32"	4	H3	23A128FT	23A128FP	23A128FB
1/2"	13	–	3-3/8"	4	H3	23A132CT	23A132CP	23A132CB
1/2"	–	20	3-3/8"	4	H3	23A132FT	23A132FP	23A132FB
9/16"	12	–	3-19/32"	4	H3	23A136CT	23A136CP	23A136CB
9/16"	–	18	3-19/32"	4	H3	23A136FT	23A136FP	23A136FB
5/8"	11	–	3-3/16"	4	H3	23A140CT	23A140CP	23A140CB
5/8"	–	18	3-3/16"	4	H3	23A140FT	23A140FP	23A140FB
3/4"	10	–	4-1/4"	4	H3	23A148CT	23A148CP	23A148CB
3/4"	–	16	4-1/4"	4	H3	23A148FT	23A148FP	23A148FB
7/8"	9	–	4-11/16"	4	H4	23A156CT	23A156CP	23A156CB
7/8"	–	14	4-11/16"	4	H4	23A156FT	23A156FP	23A156FB
1"	8	–	5-1/8"	4	H4	23A164CT	23A164CP	23A164CB
1"	–	12	5-1/8"	4	H4	23A164FT	23A164FP	23A164FB
1"	–	14	5-1/8"	4	H4	23A164ST	23A164SP	23A164SB
1-1/8"	7	–	5-7/16"	4	H4	23A208CT	23A208CP	23A208CB
1-1/8"	–	12	5-7/16"	4	H4	23A208FT	23A208FP	23A208FB
1-1/4"	7	–	5-3/4"	4	H4	23A216CT	23A216CP	23A216CB
1-1/4"	–	12	5-3/4"	6	H4	23A216FT	23A216FP	23A216FB
1-3/8"	6	–	6"	4	H4	23A224CT	23A224CP	23A224CB
1-3/8"	–	12	6"	6	H4	23A224FT	23A224FP	23A224FB
1-1/2"	6	–	6-1/4"	4	H4	23A232CT	23A232CP	23A232CB
1-1/2"	–	12	6-1/4"	6	H4	23A232FT	23A232FP	23A232FB

All sizes are individually packaged

SPECIAL PURPOSE 8-PITCH HAND TAPS

8-pitch hand taps are mainly used in oil field, gas exploration equipment, and power generation plants. They are of a larger diameter, with standard sizes up to 4".

- ▷ *Taper – 7-10 pitch chamfer length. Starts the thread square with the workpiece*
- ▷ *Plug – 3-5 pitch chamfer length. Generally used in through holes*
- ▷ *Bottoming – 1-2 pitch chamfer length. Generates the thread to the bottom*
- ▷ *All sizes are individually packaged*

2500 SERIES

SPECIAL PURPOSE HIGH SPEED STEEL

Taper, Plug & Bottoming / Through or Blind Hole
Fractional / Bright



2500

Size	NS	No. of Flutes	2500 Order No.		
			Taper	Plug	Bottoming
1-1/8"	8	4	25A208T	25A208P	25A208B
1-1/4"	8	4	25A216T	25A216P	25A216B
1-3/8"	8	4	25A224T	25A224P	25A224B
1-1/2"	8	4	25A232T	25A232P	25A232B
1-5/8"	8	6	25A240T	25A240P	25A240B
1-3/4"	8	6	25A248T	25A248P	25A248B
1-7/8"	8	6	25A256T	25A256P	25A256B
2"	8	6	25A264T	25A264P	25A264B
2-1/8"	8	6	25A308T	25A308P	25A308B
2-1/4"	8	6	25A316T	25A316P	25A316B
2-3/8"	8	6	25A324T	25A324P	25A324B
2-1/2"	8	6	25A332T	25A332P	25A332B
2-5/8"	8	6	25A340T	25A340P	25A340B
2-3/4"	8	6	25A348T	25A348P	25A348B
2-7/8"	8	6	25A356T	25A356P	25A356B
3"	8	6	25A364T	25A364P	25A364B
3-1/4"	8	6	25A416T	25A416P	25A416B
3-1/2"	8	6	25A432T	25A432P	25A432B
3-3/4"	8	6	25A448T	25A448P	25A448B
4"	8	8	25A464T	25A464P	25A464B

SPECIAL PURPOSE HAND TAPS, SCREW THREAD INSERT (STI)

Screw Thread Insert (STI) taps are dimensionally oversized and utilize a larger tap drill size so that thread they produce will accommodate a helical screw thread insert.

▷ All sizes are individually packaged

2020 SERIES

Plug & Bottoming / Through or Blind Hole
Machine Screw & Fractional / Bright



2020

Size	NC	NF	No. of Flutes	2020 Order No.	
				Plug	Bottoming
4	40	—	3	202A004CP	202A004CB
6	32	—	3	202A006CP	202A006CB
8	32	—	3	202A008CP	202A008CB
10	24	—	3	202A010CP	202A010CB
10	—	32	3	202A010FP	202A010FB
1/4"	20	—	3	202A116CP	202A116CB
1/4"	—	28	3	202A116FP	202A116FB
5/16"	18	—	4	202A120CP	202A120CB
5/16"	—	24	4	202A120FP	202A120FB
3/8"	16	—	4	202A124CP	202A124CB
3/8"	—	24	4	202A124FP	202A124FB
1/2"	13	—	4	202A132CP	202A132CB
1/2"	—	20	4	202A132FP	202A132FB

SPECIAL PURPOSE HAND TAPS, PULLEY STYLE

Pulley taps are used for tapping the hubs of pulleys for oil caps or set screws. The long shank is also ideal for reaching holes inaccessible with standard length taps. The thread length is the same length as a standard tap.

▷ All sizes are individually packaged

2400 SERIES

Plug / Through or Blind Hole
Fractional / Bright & Black



2400

Size	NC	Flute Length	Overall Length	2400 Order No.
				Plug
1/4"	20	1"	6"	24A116C6
1/4"	20	1"	8"	24A116C8
5/16"	18	1-1/8"	6"	24A120C6
5/16"	18	1-1/8"	8"	24A120C8
3/8"	16	1-1/4"	10"	24A124C10
3/8"	16	1-1/4"	6"	24A124C6
3/8"	16	1-1/4"	8"	24A124C8
7/16"	14	1-7/16"	6"	24A128C6
7/16"	14	1-7/16"	8"	24A128C8
1/2"	13	1-21/32"	10"	24A132C10
1/2"	13	1-21/32"	12"	24A132C12
1/2"	13	1-21/32"	6"	24A132C6
1/2"	13	1-21/32"	8"	24A132C8
5/8"	11	1-13/16"	10"	24A140C10
5/8"	11	1-13/16"	12"	24A140C12
5/8"	11	1-13/16"	6"	24A140C6
5/8"	11	1-13/16"	8"	24A140C8
3/4"	10	2"	10"	24A148C10
3/4"	10	2"	12"	24A148C12

HAND TAPS, 6" EXTENSION

The long shank is ideal for reaching holes inaccessible with standard length taps.

The thread length is the same length as a standard tap.

▷ All sizes are individually packaged

2060 SERIES

Plug & Bottoming / Through or Blind Hole
Machine Screw & Fractional / Bright & Black



2060

Size	NC	NF	No. of Flutes	2060 Order No.	
				Plug	Bottoming
6	32	—	3	206A006CP	206A006CB
8	32	—	4	206A008CP	206A008CB
10	24	—	4	206A010CP	206A010CB
10	—	32	4	206A010FP	206A010FB
1/4"	20	—	4	206A116CP	206A116CB
* 1/4"	20	—	4	206A116SP	—
1/4"	—	28	4	206A116FP	206A116FB
5/16"	18	—	4	206A120CP	206A120CB
* 5/16"	18	—	4	206A120SP	—
5/16"	—	24	4	206A120FP	206A120FB
3/8"	16	—	4	206A124CP	206A124CB
* 3/8"	16	—	4	206A124SP	—
3/8"	—	24	4	206A124FP	206A124FB
7/16"	14	—	4	206A128CP	206A128CB
7/16"	—	20	4	206A128FP	206A128FB
1/2"	13	—	4	206A132CP	206A132CB
1/2"	—	20	4	206A132FP	—

SPECIAL PURPOSE COMBINED TAP AND DRILL

Drills and Taps in a single pass, reducing cycle time, and therefore reducing the manufacturing cost of a part. Self-Centering point eliminates the need for center drilling or center punching. The drill part of the tool produces a hole correctly sized for approximately 75% of thread. Can be used in a hand held power tool, or a fixed spindle machine tool.

- ▷ *Electrical Contractors*
- ▷ *Maintenance Depts.*
- ▷ *Utility Crews*
- ▷ *Mechanics*
- ▷ *Installation Crews*

2050 SERIES Through or Blind Hole Machine Screw & Fractional / Bright



205A6

No. of Pcs.	Description	Order No.
6	2050 Series Combined Tap and Drill Sets 6-32, 8-32, 10-24, 10-32, 12-24, 1/4-20	205A6



2050

Size	NC	NF	Length of Thread	2050 Order No.
4	40	-	9/16"	205A004C
4	-	48	9/16"	205A004F
5	40	-	5/8"	205A005C
5	-	44	5/8"	205A005F
6	32	-	11/16"	205A006C
6	-	40	11/16"	205A006F
8	32	-	3/4"	205A008C
8	-	36	3/4"	205A008F
10	24	-	7/8"	205A010C
10	-	32	7/8"	205A010F
12	24	-	7/8"	205A012C
12	-	28	7/8"	205A012F
1/4"	20	-	15/16"	205A116C
1/4"	-	28	15/16"	205A116F
5/16"	18	-	1-1/8"	205A120C
5/16"	-	24	1-1/8"	205A120F
3/8"	16	-	1-1/4"	205A124C
3/8"	-	24	1-1/4"	205A124F
7/16"	14	-	1-7/16"	205A128C
7/16"	-	20	1-7/16"	205A128F
1/2"	13	-	1-21/32"	205A132C
1/2"	-	20	1-21/32"	205A132F

POWER TAPS AND DRILL BIT SETS



03-B 952

03-B 953

03-B 954

SST power taps and drill bit sets

Description	Order No.
Power taps: 10-24 NC, 10-32 NF, 1/4"-20 NC, 5/16"-18 NC and 3/8"-16 NC	03-B 952
Drill bits: #25, #21, #7, F and 5/16"	

NC SST power taps and drill bit sets

Description	Order No.
6-32 NC, 8-32 NC, 10-24 NC, 12-24 NC 1/4"-20 NC, 5/16"-18 NC, 3/8"-16 NC, 7/16"-14 NC and 1/2"-13 NC	03-B 953
Drill bits: #36, #29, #25, #16, #7, F, 5/16", U and 27/64"	

NF SST power taps and drill bit sets

Description	Order No.
Power taps: 6-40 NF, 8-36 NF, 10-32 NF, 12-28 NF, 1/4"-28 NF, 5/16"-24 NF, 3/8"-24 NF, 7/16"-20 NF and 1/2"-20 NF	03-B 954
Drill bits: #33, #29, #21, #15, #3, I, Q, 25/64" and 29/64"	

TAP SETS / TAP & DRILL SETS



2000N10



400NC2018

No. of Pieces	Brand	Material	Coating/Finishing	Includes	Order No.
2000N & 2000 Series Hand Taps					
10	Nitro®	High Speed Steel	Black Oxide	1/4-20, 1/4-28, 5/16-18, 5/16-24, 3/8-16, 3/8-24, 7/16-14, 7/16-20, 1/2-13, 1/2-20"	2000N10
10	USA	High Speed Steel	Bright	1/4-20, 1/4-28, 5/16-18, 5/16-24, 3/8-16, 3/8-24, 7/16-14, 7/16-20, 1/2-13, 1/2-20	2000A10
2100N & 2100 Series Spiral Point Tap Sets					
10	Nitro®	High Speed Steel	Black Oxide	1/4-20, 1/4-28, 5/16-18, 5/16-24, 3/8-16, 3/8-24, 7/16-14, 7/16-20, 1/2-13, 1/2-20	2100N10
10	USA	High Speed Steel	Bright	1/4-20, 1/4-28, 5/16-18, 5/16-24, 3/8-16, 3/8-24, 7/16-14, 7/16-20, 1/2-13, 1/2-20	2100A10
2000N & 2000 Series Tap & Drill Sets					
18	Nitro®	High Speed Steel	Black Oxide	Taps: 6-32, 8-32, 10-24, 10-32, 1/4-20, 5/16-18, 3/8-16, 7/16-14, 1/2-13 w/ corresponding 400N series drills	400NC2018
18	Nitro®	High Speed Steel	Black Oxide	Taps: 6-40, 8-36, 10-24, 10-32, 1/4-28, 5/16-24, 3/8-24, 7/16-20, 1/2-20 w/ corresponding 400N series drills	400NF2018
18	USA	High Speed Steel	Bright	Taps: 6-32, 8-32, 10-24, 10-32, 1/4-20, 5/16-18, 3/8-16, 7/16-14, 1/2-13 w/ corresponding 200 series drills	200C2018
18	USA	High Speed Steel	Bright	Taps: 6-40, 8-36, 10-24, 10-32, 1/4-28, 5/16-24, 3/8-24, 7/16-20, 1/2-20 w/ corresponding 200 series drills	200F2018
2800 Series Tap & Drill Sets					
18	USA	High Speed Steel	Bright	Taps: M2.5, M3.0, M3.5, M4.0, M5.0, M6.0, M8.0, M10.0, M12.0 w/ corresponding 800 series drills	800A2018



Description	Sizes	Order No.
Tap Dispensers (Empty)		
Fractional Tap Dispenser	1/4" – 1"	2000FDX
Metric Tap Dispenser	3 mm - 24 mm	2800DX

Pieces	Description	Order No.
Tap Index Cases (Empty)		
10	TAP INDEX	10TDX
18	UNC TAP & DRILL INDEX	18CDX
18	UNF TAP & DRILL INDEX	18FDX
18	METRIC TAP & DRILL INDEX	18MDX

TAP WRENCHES

Tap Capacity	Pipe Tap Capacity	Reamer Capacity	Overall Length	Order No.
2000TW T-Handle Tap Wrenches				
#0 – 3/16"	–	–	–	2000TW1
#0 – 1/4"	–	–	–	2000TW2
#10 – 3/8"	–	–	–	2000TW3
1/4" – 1/2"	–	–	–	2000TW4
20000AW Tap & Reamer Wrenches				
1/64" – 1/4"	–	1/8" – 21/64"	7"	2000AW0
5/32" – 1/2"	1/8"	11/64" – 7/16"	11"	2000AW5
5/32" – 3/4"	1/8" – 1/4"	11/16" – 41/64"	15"	2000AW6
1/4" – 1-1/8"	1/8" – 3/4"	9/32" – 29/32"	19"	2000AW7
1/2" – 1-3/8"	1/8" – 1"	3/8" – 1.5/32"	31"	2000AW7A
3/4" – 1-5/8"	3/8" – 1-1/4"	37/64" – 1-11/32"	40"	2000AW8



Premium quality tool stock, all jaws and set screws are hardened and tempered for optimum tool life.



▷ *Packaged in reusable plastic packaging*

Adjustable Tap Wrenches				
No.	Capacity	Order No.	Std. Pkg.	Std. Ctn.
1	1/16" – 1/4"	02-W 010	1	10
1 1/2	3/16" – 1/2"	02-W 015	1	10
3	1/4" – 3/4"	02-W 030	1	10
4	3/8" – 1"	02-W 040	1	10

T-Handle Tap Wrench With 3-Position Ratchet				
No.	Capacity	Order No.	Std. Pkg.	Std. Ctn.
1-T	6/32 to 1/4"	02-W 100	1	10
2-T	1/4" to 1/2"	02-W 200	1	10



TECHNICAL INFORMATION

COMMON TAPPING TERMS

Angle of Thread

The angle included between the flanks of the thread measured in an axial plane

Back Taper

A slight axial relief on the thread of the tap which makes the pitch diameter of the thread near the shank somewhat smaller than that of the chamfered end

Bottoming Chamfer

The shortest chamfer (1-2 threads long) for threading close to the bottom of blind holes

Chamfer

The tapering of the threads at the front end of each land of a tap, by cutting away and relieving the crest of the first few teeth, to distribute the cutting action over several teeth

Chamfer Relief

The gradual decrease in land height from cutting edge to heel on the chamfered portion, to provide clearance for the cutting action as the tap advances

Chordal Hook Angle

The angle between the chord passing through the root and crest of a thread form at the cutting face, and a radial line through the crest at the cutting edge

Crest

The top surface joining the two flanks of a thread. The crest of an external thread is at its major diameter, while the crest of an internal thread is at its minor diameter

Cutting Face

The leading side of the land in the direction of rotation for cutting on which the chip impinges

Flutes

The longitudinal channels formed in a tap to create cutting edges on the thread profile, and to provide chip spaces and cutting fluid passages

Height of Thread

The distance between the crest and the base of a thread measured normal to the axis

Lead

The distance a screw thread advances axially in one complete turn. On a single lead screw or tap, the lead and pitch are identical. On a double-lead screw or tap, the lead is twice the pitch, etc.

Pitch

The distance from any point on a screw or tap thread to a corresponding point on the next thread, measured parallel to the axis. The pitch equals one divided by the number of threads per inch

Pitch Diameter

On a straight thread, the diameter of any imaginary coaxial cylinder, the surface of which would pass through the thread profile at such points as to make equal the width of the threads and the width of the spaces cut by the surface of the cylinder

On a taper thread, the diameter at a given distance from a reference plane perpendicular to the axis of an imaginary co-axial cone, the surface of which would pass through the thread profile at such points as to make equal the width of the threads and the width of the spaces cut by the surface of the cone

Plug Chamfer

The most common chamfer (3-5 threads long), for hand or machine tapping in through or blind holes

Rake

Any deviation of a straight cutting face of the tooth from a radial line. **Positive Rake** means that the crest of the cutting face is angularly advanced ahead of the balance of the face of the tooth.

Negative Rake means that the same point is angularly behind the balance of the cutting face of the tooth.

Zero Rake means that the cutting face is directly on the center line

Spiral Point (Chip Driver)

A supplementary angular fluting cut in the cutting face of the land at the chamfer end. It is slightly longer than the chamfer on the tap, and of the opposite hand to that of rotation

Taper Chamfer

A long chamfer (8-10 threads long) for easier starting and engagement in the work piece. More working teeth means that less tapping torque is required, and the chip load is reduced on each tooth

Threads Per Inch

The number of threads in one inch of length

TECHNICAL INFORMATION

TAP TROUBLESHOOTING GUIDE

Trouble	Possible Causes	Corrections
Oversize Pitch Diameter	Incorrect tap	Use correct "H" limit Use longer chamfered tap
	Chip packing	Use spiral pointed tap Use larger drill size Shorten length of thread in blind holes
	Galling	Reduce tapping speed Use lubricants
Torn or Rough Threads	Dull tap	Resharpener or replace
	Chamfer too short	Increase chamfer length
	Galling	Use lubricant Reduce speed Use larger drill
Breakage	Incorrect tap selection	Increase chamfer length Use spiral pointed taps in through holes Tapping too deep
	Excessive tapping torque	Increase hole size Shorten thread length Increase chamfer length
	Operating conditions	Reduce tapping speed Avoid bottoming out the tap
Chipping	Incorrect tap selection	Increase chamfer length Avoid chip packing in flutes
	Operating conditions	Reduce tapping speed Use larger drill Ensure adequate lubricant
Excessive Wear	Incorrect tap selection	Increase chamfer length
	Operating conditions	Reduce tapping speed Ensure adequate lubricant Use larger drill

TECHNICAL INFORMATION

TAP DRILL SIZES – CUT TAPS

Regular Taps

Tap Size	Drill Size	Probable % Thread	Tap Size	Drill Size	Probable % Thread	Tap Size	Drill Size	Probable % Thread
0-80	3/64"	71-81	10-32	#21	68-76	5/8-18	37/64"	58-65
M1.6-.35	1.25 MM	69-77	M5 x .8	4.2 MM	69-77	M16 x 2	35/64"	76-81
1-64	#53	59-67	12-24	#16	66-72	3/4-10	21/32"	68-72
M2 x .4	1/16"	72-79	12-28	#15	70-78	3/4-16	11/16"	71-77
1-72	#53	67-75	M6 x 1	#10	76-84	M20 x 2.5	11/16"	74-78
2-56	#50	62-69	1/4-20	#7	70-75	7/8-9	49/64"	72-76
2-64	#50	70-79	1/4-28	#3	72-80	7/8-14	13/16"	62-67
M2 x .45	2.05 MM	69-77	5/16-18	F	72-77	M24 x 3	53/64"	72-76
3-48	5/64"	70-77	5/16-24	I	67-75	1" - 8	7/8"	73-77
3-56	#46	69-78	M8 x 1.25	6.7 MM	74-80	1" - 12	59/64"	67-72
4-40	#43	65-71	3/8-16	5/16"	72-77	1" - 14	15/16"	61-67
4-48	#42	61-68	3/8-24	Q	71-79	1-1/8" - 7	63/64"	72-76
M3 x .5	#40	70-79	M10 x 1.5	8.4 MM	76-82	1-1/8-12	1-3/64"	66-72
5-40	#38	65-72	7/16-14	U	70-75	M30 x 3.5	1-3/64"	75
5-44	#37	63-71	7/16-20	25/64"	65-72	1-1/4 - 7	1-7/64"	76
M3.5 x .6	#33	72-81	M12 x 1.7	13/32"	69-74	1-1/4-12	1-11/64"	72
6-32	#36	71-78	1/2-13	27/64"	73-78	1-3/8 - 6	1-7/32"	72
6-40	#33	69-77	1/2-20	29/64"	65-72	1-3/8-12	1-19/64"	72
M4 x .7	3.25 MM	74-82	M14 x 2	15/32"	76-81	M36 x 4	1-1/4"	82
8-32	#29	62-69	9/16-12	31/64"	68-72	1-1/2 - 6	1-11/32"	72
8-36	#29	70-78	9/16-18	33/64"	58-65	1-1/2-12	1-27/64"	72
10-24	#25	69-75	5/8-11	17/32"	75-79	-	-	-

STI Taps

Tap Size	Drill Size Aluminum	Drill Size Steel, Magnesium, Plastic
2-56	3/32	41
3-48	36	7-64
3-56	37	36
4-40	31	31
4-48	3.0 mm	31
5-40	3.4 mm	29
6-32	26	25
6-40	26	25
8-32	17	16
8-36	17	16
10-24	13/64	5
10-32	7	13/64
12-24	1	1
1/4-20	H	H
1/4-28	G	6.7 mm
5/16-18	Q	Q
5/16-24	21/64	21/64
3/8-16	X	X
3/8-24	25/64	25/64
7/16-14	29/64	29/64
7/16-20	29/64	29/64
1/2-13	33/64	17/32
1/2-20	29/64	29/64
9/16-12	37/64	19/32
9/16-18	37/64	37/64
5/8-11	21/32	21/32
5/8-18	41/64	41/64
3/4-10	25/32	25/32
3/4-16	49/64	49/64
7/8-9	29/32	29/32
7/8-14	57/64	57/64
1-8	1-1/32	1-1/32
1-12	1-1/64	1-1/64

Pipe Taps

Tap Size	Taperpipe NPT & NPTF	Decimal Equivalent	Straight Pipe NPS	Decimal Equivalent
1/8-27	Q	.3320	11/32	.3438
1/4-18	7/16	.4375	7/16	.7375
3/8-18	9/16	.5625	37/64	.5781
1/2-14	45/64	.7031	23/32	.7188
3/4-14	29/32	.9062	59/64	.9219
1" - 11-1/2	1-9/64	1.1406	1-5/32	1.1562
1-1/4" - 11-1/2	1-31/64	1.4844	1-1/2	1.5000
1-1/2" - 11-1/2	1-23/32	1.7188	1-3/4	1.7500
2" - 11-1/2	2-3/16	2.1875	2-7/32	2.2188
2-1/2" - 8	2-39/64	2.6094	2-21/32	2.6562
3" - 8	3-15/64	3.2344	3.2344	33/64

TECHNICAL INFORMATION

TAP DRILL SIZES – THREAD FORMERS

Note: Recommended thread percentage for various (Inch standard) tap sizes is shown in the "60% Thread" columns below. This is also the average percentage that is desirable for metric sizes. Use the "Probable Percent of Thread" column in the "Metric Sizes" tables below.

Machine Screw Sizes	Tap Size	75% Thread		70% Thread		65% Thread		60% Thread		55% Thread		50% Thread	
		Theor. Hole Size	Nearest Drill Size	Theor. Hole Size	Nearest Drill Size	Theor. Hole Size	Nearest Drill Size	Theor. Hole Size	Nearest Drill Size	Theor. Hole Size	Nearest Drill Size	Theor. Hole Size	Nearest Drill Size
0-80		0.0536	1.35 mm	0.0540	1.35 mm	0.0545	–	0.0549	54	0.0554	54	0.0558	1.0 mm
1-64		0.0650	1.65 mm	0.0655	1.65 mm	0.0661	–	0.0666	–	0.0672	51	0.0677	51
1-72		0.0659	1.65 mm	0.0663	–	0.0669	1.7 mm	0.0673	51	0.0679	51	0.0683	–
2-56		0.0769	1.65 mm	0.0774	1.95 mm	0.0669	23498	0.0787	47	0.0794	2.0 mm	0.0799	–
2-64		0.0780	5/64	0.0785	47	0.0791	2.0 mm	0.0796	2.0 mm	0.0802	–	0.0807	2.05 mm
3-48		0.0884	2.25 mm	0.0890	43	0.0898	43	0.0905	2.3 mm	0.0913	2.3 mm	0.0919	–
3-56		0.0899	43	0.0904	–	0.0911	2.3 mm	0.0917	2.8 mm	0.0924	2.35 mm	0.0929	2.35 mm
4-40		0.0993	2.5 mm	0.1000	39	0.1010	39	0.1018	38	0.1028	2.6 mm	0.1035	2.6 mm
4-48		0.1014	38	0.1020	38	0.1028	2.6 mm	0.1035	2.6 mm	0.1043	37	0.1049	37
5-40		0.1123	34	0.1130	33	0.1140	33	0.1148	2.9 mm	0.1158	32	0.1165	32
5-44		0.1134	33	0.1130	2.9 mm	0.1150	2.9 mm	0.1157	–	0.1166	32	0.1173	32
6-32		0.1221	3.1 mm	0.1230	3.1 mm	0.1243	–	0.1252	40916	0.1264	3.2 mm	0.1274	–
6-40		0.1253	1/8	0.1260	3.2 mm	0.1270	2.9 mm	0.1278	3.25 mm	0.1288	30	0.1295	30
8-32		0.1481	3.75 mm	0.1490	–	0.1503	25	0.1512	3.8 mm	0.1524	24	0.1534	3.9 mm
8-36		0.1481	25	0.1507	3.8 mm	0.1518	25	0.1526	24	0.1537	3.9 mm	0.1546	23
10-24		0.1481	–	0.1507	18	0.1717	23682	0.1729	23682	0.1746	–	0.1758	–
10-32		0.1481	17	0.1750	–	0.1763	–	0.1772	16	0.1784	4.5 mm	0.1794	–
12-24		0.1481	10	0.1960	9	0.1977	5.0 mm	0.1989	8	0.2006	5.1 mm	0.2018	7
12-28		0.1481	5.0 mm	0.1989	8	0.2003	8	0.1989	7	0.2028	–	0.2039	13/16

Fractional Sizes	Tap Size	75% Thread		70% Thread		65% Thread		60% Thread		55% Thread		50% Thread	
		Theor. Hole Size	Nearest Drill Size	Theor. Hole Size	Nearest Drill Size	Theor. Hole Size	Nearest Drill Size	Theor. Hole Size	Nearest Drill Size	Theor. Hole Size	Nearest Drill Size	Theor. Hole Size	Nearest Drill Size
1/4-20		.2245	5.7 mm	.2260	–	.2280	1	.2295	1	.2315	–	.2330	5.9 mm
1/4-28		.2318	–	.2329	5.9 mm	.2343	A	.2354	15/64	.2368	6.0 mm	.2379	B
5/16-18		0.2842	7.2 mm	.2861	7.25 mm	.2879	7.3 mm	.2898	L	.2917	7.4 mm	.2936	–
5/16-24		0.2912	7.4 mm	.2927	–	.2941	M	.2955	7.5 mm	.2969	19/64	.2983	7.6 mm
3/8-16		.3431	11/32	.3452	8.75 mm	.3474	S	.3495	8.9 mm	.3516	–	.3537	9.0 mm
3/8-24		.3537	9.0 mm	.3552	9.0 mm	.3566	–	.3580	T	.3594	23/64	.3608	–
7/16-14		.4011	–	.4035	Y	.4059	13/32	.4084	–	.4108	–	.4132	Z
7/16-20		0.4120	Z	.4137	10.5 mm	.4154	–	.4171	–	.4188	–	.4205	–
1/2-13		.4608	–	.4634	–	.4660	–	.4686	15/32	.4712	12 mm	.4738	12 mm
1/2-20		.4745	–	.4762	–	.4779	–	.4796	–	.4712	–	.4830	31/64

Metric Sizes	Metric Tap Size	Tap Drill Size	Decimal Equiv. of Tap Drill (inches)	Theoretical Percentage of thread %	Probable Mean Oversize (inches)	Probable Hole Size (inches)	Probable Percent of Thread %	Metric Tap Size	Tap Drill Size	Decimal Equiv. of Tap Drill (inches)	Theoretical Percentage of thread %	Probable Mean Oversize (inches)	Probable Hole Size (inches)	Probable Percent of Thread %
–	2.7 mm	0.1062	88	.0026	.1088	70	–	L	0.2900	75	.0042	.2942	62	
M4 x 0.7	27	0.1440	72	.0032	.1472	54	–	7.3 mm	.2874	82	.0042	.2916	70	
–	3.6 mm	.1417	84	.0032	.1449	67	M10 x 1.5	U	0.3680	64	.0046	.3726	53	
–	9/64	.1406	90	.0032	.1438	73	–	9.3 mm	0.3660	69	.0046	.3706	58	
M5 x 0.8	14	0.1820	69	.0035	.1855	53	–	9.2 mm	0.3620	78	.0046	.3666	67	
–	4.6 mm	.1811	74	.0035	.1846	57	–	23/64	.3594	85	.0046	.3640	74	
–	15	.1800	79	.0035	.1835	62	M12 x 1.5	11.3 mm	.4449	70	.0047	.4496	57	
–	16	0.1770	92	.0035	.1805	76	–	7/16	.4375	86	.0047	.4422	75	
M6 x 1	7/32	.2188	65	.0038	.2226	51	M12 x 1.75	7/16	.4375	75	.0047	.4422	65	
–	5.4 mm	.2126	88	.0038	.2164	74	–	11 mm	.4331	84	.0047	.4378	73	

CUTTING DATA



MATERIAL & SPEED RECOMMENDATIONS

Nitro®-Max can be used in a wide range of materials. CNC type equipment is recommended to achieve maximum performance of the taps.

Conditions that effect SFM:

- ▷ *Rigidity of fixture*
- ▷ *Spindle runout*
- ▷ *Coolant flow*
- ▷ *Feed mechanism*

Workpiece Material	2150N (Sp.Pt)	2160N (Sp.FI)	2250N (Sp.Pt)	2260N (Sp.FI)	2270N (T.F)
	Speed (SFM)	Speed (SFM)	Speed (SFM)	Speed (SFM)	Speed (SFM)
A. Stainless Steel (Free Machining)	25-50	25-50	50-80	40-70	60-100
B. Carbon Steels					
Low Carbon	50-80	40-70	50-80	30-60	80-120
Medium Carbon	30-60	20-50	30-60	15-40	60-90
High Carbon	10-30	10-20	10-30	10-20	20-50
C. Non-Ferrous Materials					
Zinc Die Cast	75-100	60-90	80-120	80-120	150-200
Brass	75-100	60-90	80-120	80-120	100-150
Plastic	40-80	40-80	60-100	60-100	80-120
D. Aluminum Alloys					
Wrought	75-100	60-90	80-120	80-120	150-200
Cast	60-100	60-100	80-120	80-120	120-180
Unalloyed	75-100	75-100	80-120	80-120	150-200

Maximum cutting speeds for SST power taps - RPM

Tap dia.	Mild steel	Stainless steel	Aluminum
#6	800	500	1600
#8	670	400	1500
#10	600	350	1400
#12	550	300	1200
1/4"	450	250	1000
5/16"	370	200	850
3/8"	300	150	700
7/16"	260	120	600
1/2"	230	100	500

A close-up photograph of a die casting process. A bright orange-red metal part is being formed within a dark grey die. The part has a complex, multi-ported shape. The die is made of dark metal and has several circular openings. The background is dark and out of focus.

03

DIES

QUICK PAGES REFERENCES



THREADING DIES

Adjustable Round Split Dies High Speed Steel

Bright Finish	
Series	Catalog page reference
3000E	397
3050E, 3100E	398



Hexagon Dies High Speed Steel

Bright Finish	
Series	Catalog page reference
3300E, 3350	399




Hexagon Dies Carbon

Bright Finish	
Series	Catalog page reference
3350-E 8-Pitch, 3360E, 3380E	399, 400



Die Stocks

Bright Finish For use with round Adjustable Split Dies	
Series	Catalog page reference
3000DS	402



ADJUSTABLE ROUND SPLIT DIES

The round split adjustable die may be adjusted through the screws on the holder. Adjustment on the open type is done by turning the three screws on the holder. A die holder or handle is needed for proper operation of round split adjustable dies.

- ▷ Manufactured using a premium grade High Speed Steel material
- ▷ Bright Finish
- ▷ Cuts an external thread when held in a die stock

3000E SERIES HIGH SPEED STEEL Machine Screw Fractional / Bright



3000E

Size (Inches)	Outer Diameter (O.D.)			
	13/16" Order No.	1" Order No.	1-1/2" Order No.	2" Order No.
0 - 80	30E000FA	-	-	-
1 - 64	30E001CA	-	-	-
1 - 72	30E001FA	-	-	-
2 - 56	30E002CA	-	-	-
2 - 64	30E002FA	-	-	-
3 - 48	30E003CA	-	-	-
3 - 56	30E003FA	-	-	-
4 - 40	30E004CA	30E004CB	-	-
4 - 48	30E004FA	30E004FB	-	-
5 - 40	30E005CA	30E005CB	-	-
5 - 44	30E005FA	-	-	-
6 - 32	30E006CA	30E006CB	-	-
6 - 40	30E006FA	30E006FB	-	-
8 - 32	30E008CA	30E008CB	-	-
8 - 36	30E008FA	30E008FB	-	-
10 - 24	30E010CA	30E010CB	-	-
10 - 32	30E010FA	30E010FB	-	-
12 - 24	30E012CA	30E012CB	-	-
12 - 28	30E012FA	30E012FB	-	-
1/4 - 20	30E116CA	30E116CB	30E116CC	30E116CD
1/4 - 28	30E116FA	30E116FB	30E116FC	30E116FD
5/16 - 18	30E120CA	30E120CB	30E120CC	30E120CD
5/16 - 24	30E120FA	30E120FB	30E120FC	30E120FD
3/8 - 16	-	30E124CB	30E124CC	30E124CD
3/8 - 24	-	30E124FB	30E124FC	30E124FD
7/16 - 14	-	30E128CB	30E128CC	30E128CD
7/16 - 20	-	30E128FB	30E128FC	30E128FD
1/2 - 13	-	30E132CB	30E132CC	30E132CD
1/2 - 20	-	30E132FB	30E132FC	30E132FD
9/16 - 12	-	-	30E136CC	30E136CD
9/16 - 18	-	-	30E136FC	30E136FD
5/8 - 11	-	-	30E140CC	30E140CD
5/8 - 18	-	-	30E140FC	30E140FD

Size (Inches)	Outer Diameter (O.D.)			
	1-1/2" Order No.	2" Order No.	2-1/2" Order No.	3" Order No.
3/4 - 10	30E148CC	30E148CD	-	-
3/4 - 16	30E148FC	30E148FD	-	-
7/8 - 9	-	30E156CD	-	-
7/8 - 14	-	30E156FD	-	-
1 - 8	-	30E164CD	-	30E164CF
1 - 12	-	30E164FD	-	-
1 - 14	-	30E164SD	-	30E164SF
1-1/8 - 7	-	-	30E208CE	30E208CF
1-1/8 - 12	-	-	30E208FE	30E208FF
1-1/4 - 7	-	-	30E216CE	30E216CF
1-1/4 - 12	-	-	30E216FE	30E216FF
1-3/8 - 6	-	-	30E224CE	30E224CF
1-3/8 - 12	-	-	30E224FE	30E224FF
1-1/2 - 6	-	-	30E232CE	30E232CF
1-1/2 - 12	-	-	30E232FE	30E232FF
1-5/8 (5-1/2)	-	-	-	30E240CF
1-5/8 - 12	-	-	-	30E240FF
1-3/4 - 5	-	-	-	30E248CF
1-3/4 - 12	-	-	-	30E248FF
1-7/8 - 5	-	-	-	30E256CF
1-7/8 - 12	-	-	-	30E256FF
2 (4-1/2)	-	-	-	30E264CF
2 - 12	-	-	-	30E264FF

Tech tip!

The round split adjustable die may be adjusted through the screws on the holder. Adjustment on the open type is done by turning the three screws on the holder. A die holder or handle is needed for proper operation of round split adjustable dies.

THREADING ADJUSTABLE ROUND SPLIT DIES

3050E SERIES Pipe Dies (NPT)

HIGH SPEED STEEL

Machine Screw
Fractional / Bright

Size (Inches)	Outer Diameter (O.D.)				
	1" Order No.	1-1/2" Order No.	2" Order No.	2-1/2" Order No.	3" Order No.
1/16 - 24	305E104B	-	-	-	-
1/8 - 27	305E108B	305E108C	-	-	-
1/4 - 18	-	305E116C	-	-	-
3/8 - 18	-	-	305E124D	-	-
1/2 - 14	-	-	305E132D	-	-
3/4 - 14	-	-	305E148D	-	-
1 - 11-1/2	-	-	-	305E164E	-
1-1/4 - 11-1/2	-	-	-	-	305E216F
1-1/2 - 11-1/2	-	-	-	-	305E232F



3050E



3100E

3100E SERIES

HIGH SPEED STEEL

Machine Screw
Metric / Bright

Size (mm)	Outer Diameter (O.D.)		
	13/16" Order No.	1" Order No.	1-1/2" Order No.
1.6 x 0.35	31E016AA	-	-
2 x 0.40	31E020AA	31E020AB	-
2.2 x 0.45	-	31E022AB	-
2.3 x 0.40	-	31E023AB	-
2.5 x 0.45	31E025AA	31E025AB	-
2.6 x 0.45	-	31E026AB	-
3 x 0.50	-	31E030AB	-
3.5 x 0.50	-	31E035AB	-
3.5 x 0.60	-	31E035BB	-
4 x 0.50	31E040AA	31E040AB	-
4 x 0.70	31E040BA	31E040BB	-
4.5 x 0.50	-	31E045AB	-
4.5 x 0.75	-	31E045BB	-
5 x 0.50	-	31E050AB	-
5 x 0.80	31E050BA	31E050BB	-
5 x 1	-	31E050CB	-
6 x 0.50	-	31E060AB	-
6 x 0.75	-	31E060BB	-
6 x 1	-	31E060CB	-
7 x 0.75	-	31E070AB	-
7 x 1	-	31E070BB	-
8 x 0.75	-	31E080AB	-
8 x 1	-	31E080BB	-
8 x 1.25	-	31E080CB	-
9 x 1	-	-	31E090AC
9 x 1.25	-	31E090BB	31E090BC
10 x 0.75	-	31E100AB	31E100AC
10 x 1	-	31E100BB	31E100BC
10 x 1.25	-	31E100CB	-

Size (mm)	Outer Diameter (O.D.)				
	1" Order No.	1-1/2" Order No.	2" Order No.	2-1/2" Order No.	3" Order No.
10 x 1.5	31E100DB	31E100DC	-	-	-
11 x 1	-	31E110AC	-	-	-
11 x 1.5	31E110BB	31E110BC	-	-	-
12 x 1	-	31E120AC	-	-	-
12 x 1.25	-	31E120BC	-	-	-
12 x 1.5	-	31E120CC	-	-	-
12 x 1.75	-	31E120DC	-	-	-
14 x 1	-	31E140AC	-	-	-
14 x 1.25	-	31E140BC	-	-	-
14 x 1.5	-	31E140CC	-	-	-
14 x 2	-	31E140DC	-	-	-
15 x 1.5	-	31E150AC	-	-	-
16 x 1	-	31E160AC	-	-	-
16 x 1.5	-	31E160BC	-	-	-
16 x 2	-	31E160CC	-	-	-
17 x 1.5	-	31E170AC	-	-	-
18 x 1.5	-	31E180BC	-	-	-
18 x 2	-	31E180CC	-	-	-
18 x 2.5	-	31E180DC	-	-	-
20 x 1	-	31E200AC	31E200AD	-	-
20 x 1.5	-	31E200BC	31E200BD	-	-
20 x 2	-	-	31E200CD	-	-
20 x 2.5	-	-	31E200DD	-	-
22 x 1	-	-	31E220AD	-	-
22 x 1.5	-	-	31E220BD	-	-
22 x 2	-	-	31E220CD	-	-
22 x 2.5	-	-	31E220DD	-	-
24 x 1.5	-	-	31E240AD	-	-
24 x 2	-	-	31E240BD	-	-
24 x 3	-	-	31E240CD	-	-
26 x 1.5	-	-	31E260AD	-	-
30 x 2	-	-	31E300BD	-	-
33 x 2	-	-	-	31E330AE	-
45 x 4.5	-	-	-	-	31E450AF

THREADING HEXAGON DIE

Hex rethreading dies are designed for repairing damaged threads on bolts, screws, rods, or studs. Their hexagon shape allows them to be used in a socket, or with a wrench.

- ▷ *Hex Dies are multi-edged, internally threaded tools used for cutting external threads*
- ▷ *Same size as standard hex nuts*

3300E SERIES **HIGH SPEED STEEL** Machine Screw Fractional / Bright Threading Dies



3300E

Size	Threads Per Inch	Width A/F	3300E Order No.
4	40	19/32"	33E004C
6	32	19/32"	33E006C
8	32	19/32"	33E008C
10	24	19/32"	33E010C
10	32	19/32"	33E010F
12	24	19/32"	33E012C
1/4"	20	19/32"	33E116C
1/4"	28	19/32"	33E116F
5/16"	18	11/16"	33E120C
5/16"	24	11/16"	33E120F
3/8"	16	25/32"	33E124C
3/8"	24	25/32"	33E124F
7/16"	14	7/8"	33E128C
7/16"	20	7/8"	33E128F

Size	Threads Per Inch	Width A/F	3300E Order No.
1/2"	13	1-1/16"	33E132C
1/2"	20	1-1/16"	33E132F
9/16"	12	1-1/16"	33E136C
9/16"	18	1-1/16"	33E136F
5/8"	11	1-1/4"	33E140C
5/8"	18	1-1/4"	33E140F
3/4"	10	1-7/16"	33E148C
3/4"	16	1-7/16"	33E148F
7/8"	9	1-5/8"	33E156C
7/8"	14	1-5/8"	33E156F
1"	8	1-13/16"	33E164C
1"	12	1-13/16"	33E164F
1"	14	1-13/16"	33E164S

- ▷ *Carbon steel hex dies are for repair work only; not recommended for creating new threads*
- ▷ *Extra thick, allows user to rethread damaged or jammed threads*
- ▷ *Same size as standard hex nuts*

3350E SERIES **CARBON** Machine Screw Fractional / Bright Rethreading Dies



3350E

Size	Threads Per Inch	Width A/F	3350E Order No.
4	40	19/32"	335E004C
4	48	19/32"	335E004F
5	40	19/32"	335E005C
5	44	19/32"	335E005F
6	32	19/32"	335E006C
6	40	19/32"	335E006F
8	32	19/32"	335E008C
8	36	19/32"	335E008F
10	24	19/32"	335E010C
10	32	19/32"	335E010F
12	24	19/32"	335E012C
12	28	19/32"	335E012F
1/4"	20	19/32"	335E116C
1/4"	28	19/32"	335E116F
5/16"	18	11/16"	335E120C
5/16"	24	11/16"	335E120F
3/8"	16	25/32"	335E124C
3/8"	24	25/32"	335E124F
7/16"	14	7/8"	335E128C
7/16"	20	7/8"	335E128F
1/2"	13	1-1/16"	335E132C
1/2"	20	1-1/16"	335E132F
9/16"	12	1-1/16"	335E136C

Size	Threads Per Inch	Width A/F	3350E Order No.
9/16"	18	1-1/16"	335E136F
5/8"	11	1-1/4"	335E140C
5/8"	18	1-1/4"	335E140F
11/16"	11	1-7/16"	335E144C
11/16"	16	1-7/16"	335E144F
3/4"	10	1-7/16"	335E148C
3/4"	16	1-7/16"	335E148F
7/8"	9	1-5/8"	335E156C
7/8"	14	1-5/8"	335E156F
1"	8	1-13/16"	335E164C
1"	12	1-13/16"	335E164F
1"	14	1-13/16"	335E164S
1-1/8"	7	2"	335E208C
1-1/8"	12	2"	335E208F
1-1/4"	7	2-3/16"	335E216C
1-1/4"	12	2-3/16"	335E216F
1-3/8"	6	2-3/8"	335E224C
1-3/8"	12	2-3/8"	335E224F
1-1/2"	6	2-9/16"	335E232C
1-1/2"	12	2-9/16"	335E232F
1-5/8"	5-1/2	3-1/8"	335E240C
1-5/8"	12	3-1/8"	335E240F
1-3/4"	5	3-1/8"	335E248C

Size	Threads Per Inch	Width A/F	3350E Order No.
1-3/4"	12	3-1/8"	335E248F
1-7/8"	5	3-1/8"	335E256C
1-7/8"	12	3-1/8"	335E256F
2"	4-1/2	3-1/2"	335E264C
2"	12	3-1/2"	335E264F
2-1/4"	4-1/2	3-1/2"	335E316C
2-1/4"	12	3-1/2"	335E316F
2-1/2"	4	4-1/2"	335E332C
2-1/2"	12	4-1/2"	335E332F
2-3/4"	4	4-1/2"	335E348C
2-3/4"	12	4-1/2"	335E348F
3"	4	5"	335E364C
3"	12	5"	335E364F
3-1/4"	4	5"	335E416C
3-1/4"	12	5"	335E416F
3-1/2"	4	5"	335E432C
3-1/2"	12	5"	335E432F
3-3/4"	4	6"	335E448C
3-3/4"	12	6"	335E448F
4"	4	6"	335E464C
4"	12	6"	335E464F

THREADING HEXAGON DIES

3350E SERIES 8-Pitch

CARBON

Machine Screw
Fractional / Bright
Rethreading Dies



3350E

Size	Threads Per Inch	Width A/F	3350E Order No.
1-1/8"	8	2"	335E208N
1-1/4"	8	2"	335E216N
1-3/8"	8	2-3/16"	335E224N
1-1/2"	8	2-3/16"	335E232N
1-5/8"	8	2-3/8"	335E240N
1-3/4"	8	2-3/8"	335E248N
1-7/8"	8	2-9/16"	335E256N
2"	8	2-9/16"	335E264N
2-1/4"	8	3-1/8"	335E316N
2-3/8"	8	3-1/8"	335E324N
2-1/2"	8	3-1/8"	335E332N
2-5/8"	8	3-1/8"	335E340N
2-3/4"	8	3-1/8"	335E348N
2-7/8"	8	3-1/8"	335E356N
3"	8	3-1/2"	335E364N
3-1/4"	8	3-1/2"	335E416N
3-1/2"	8	3-1/2"	335E432N
3-3/4"	8	3-1/2"	335E448N
4"	8	4-1/2"	335E464N

THREADING HEXAGON DIES

3380E SERIES Pipe Dies (NPT)

CARBON

Machine Screw
Fractional / Bright
Rethreading Dies



3380E

Size	Threads Per Inch	Width A/F	3380E Order No.
1/8"	27	25/32"	338E108
1/4"	18	1-1/16"	338E116
3/8"	18	1-1/4"	338E124
1/2"	14	1-5/8"	338E132
3/4"	14	1-13/16"	338E148
1"	11-1/2	2-3/16"	338E164
1-1/4"	11-1/2	3-1/8"	338E216
1-1/2"	11-1/2	3-1/8"	338E232
2"	11-1/2	4"	338E264

THREADING HEXAGON DIES

3360E SERIES

CARBON

Machine Screw
Metric / Bright
Rethreading Dies



3360E

Size (mm)	Pitch (mm)	Width A/F	3360E Order No.
3	0.5	19/32"	336E030A
3	0.6	19/32"	336E030B
3.5	0.6	19/32"	336E035A
4	0.7	19/32"	336E040A
4	0.75	19/32"	336E040B
4.5	0.75	19/32"	336E045A
5	0.8	19/32"	336E050A
5	0.9	19/32"	336E050B
6	1	19/32"	336E060A
6	0.75	19/32"	336E060B
6.3	1	19/32"	336E063A
7	1	11/16"	336E070A
8	1	11/16"	336E080A
8	1.25	11/16"	336E080B
9	1	25/32"	336E090A
9	1.25	25/32"	336E090B
10	1.25	7/8"	336E100A
10	1.5	7/8"	336E100B
11	1.5	7/8"	336E110A
12	1.25	1-1/16"	336E120A
12	1.5	1-1/16"	336E120B
12	1.75	1-1/16"	336E120C
14	1.5	1-1/16"	336E140A
14	2	1-1/16"	336E140B
16	1.5	1-1/4"	336E160A
16	2	1-1/4"	336E160B

Size (mm)	Pitch (mm)	Width A/F	3360E Order No.
18	1.5	1-7/16"	336E180A
18	2.5	1-7/16"	336E180B
18	2	1-7/16"	336E180C
20	1.5	1-5/8"	336E200A
20	2.5	1-5/8"	336E200B
22	1.5	1-5/8"	336E220A
22	2.5	1-5/8"	336E220B
24	2	1-13/16"	336E240A
24	3	1-13/16"	336E240B
26	1.5	2"	336E260A
27	2	2"	336E270A
27	3	2"	336E270B
28	1.5	2"	336E280A
30	2	2-3/16"	336E300A
33	2	2-3/8"	336E330A
33	3.5	2-3/8"	336E330B
36	3	2-9/16"	336E360A
36	4	2-9/16"	336E360B
39	3	3-1/8"	336E390A
39	4	3-1/8"	336E390B
40	1.5	3-1/8"	336E400A
42	4.5	3-1/8"	336E420B
45	1.5	3-1/4"	336E450A
45	4.5	3-1/4"	336E450B
48	1.5	3-1/4"	336E480A
52	1.5	3-1/2"	336E520A
52	5	3-1/2"	336E520B

TAP & DIE SETS



2000H38

Material	Pieces	Includes	Case	Order No.
Tap & Hexagon Die Set				
TAPS: HSS USA DIES: Carbon Import	23 pcs (UNC & UNF)*	Taps & Dies: 9/16-12, 9/16-18, 5/8-11, 5/8-18, 3/4-10, 3/4-16, 7/8-9, 7/8-14, 1-8, 1-12 & 1/4-18 (NPT). Also: 1/4" to 1" Adjustable Tap Wrench.	Wood	2000H25
TAPS: HSS USA DIES: Carbon Import	36 pcs (UNC & UNF)	Taps & Dies: 4-40, 6-32, 8-32, 10-24, 10-32, 12-24, 1/4-20, 1/4-28, 5/16-18, 5/16-24, 3/8-16, 3/8-24, 7/16-14, 7/16-20, 1/2-13, 1/2-20, & 1/8-27 (NPT). Also: 1/4" to 1" Adjustable Tap Wrench, #0 to 3/8" T-Handle Tap Wrench.	Wood	2000H38
TAPS: HSS USA DIES: Carbon Import	58 pcs (UNC & UNF)	Taps & Dies: 4-40, 6-32, 8-32, 10-24, 10-32, 12-24, 1/4-20, 1/4-28, 5/16-18, 5/16-24, 3/8-16, 3/8-24, 7/16-14, 7/16-20, 1/2-13, 1/2-20, 9/16-12, 9/16-18, 5/8-11, 5/8-18, 3/4-10, 3/4-16, 7/8-9, 7/8-14, 1-8, 1-12, & 1/8-27, 1/4-18 (NPT). Also: #7 to 1/2" & 1/4" to 1" Adjustable Tap Wrench, #0 to 3/8" T-Handle Tap Wrench.	Wood	2000H63
TAPS: HSS USA DIES: Carbon Import	18 pcs (UNC)	Taps & Dies: 1/4, 5/16, 3/8, 7/16, 1/2, 9/16, 5/8, 3/4. Also: #7 to 1/2 Adjustable Tap Wrench, #12 to 1/2" T-Handle Tap Wrench.	Wood	2000HC20
TAPS: HSS USA DIES: Carbon Import	18 pcs (UNF)	Taps & Dies: 1/4, 5/16, 3/8, 7/16, 1/2, 9/16, 5/8, 3/4. Also: #7 to 1/2 Adjustable Tap Wrench, #12 to 1/2" T-Handle Tap Wrench.	Wood	2000HF20
Tap & Round Adjustable Die Set				
High Speed Steel TAPS: USA DIES: Import	25 pcs (UNC & UNF)	Taps & Dies: 9/16-12, 9/16-18, 5/8-11, 5/8-18, 3/4-10, 3/4-16, 7/8-9, 7/8-14, 1-8, 1-12 & 1/4-18 (NPT). Also: 2" Round Die Stock, 1/4" to 1" Adjustable Tap Wrench, and 1 Screwdriver.	Wood	2000R25
High Speed Steel TAPS: USA DIES: Import	38 pcs (UNC & UNF)	Taps & Dies: 4-40, 6-32, 8-32, 10-24, 10-32, 12-24, 1/4-20, 1/4-28, 5/16-18, 5/16-24, 3/8-16, 3/8-24, 7/16-14, 7/16-20, 1/2-13, 1/2-20 & 1/8-27 (NPT). Also: 1" Round Die Stock, 1/4" to 1" Adjustable Tap Wrench, #0 to 3/8" T-Handle Tap Wrench and 1 Screwdriver.	Wood	2000R38
High Speed Steel TAPS: USA DIES: Import	63 pcs (UNC & UNF)	Taps & Dies: 4-40, 6-32, 8-32, 10-24, 10-32, 12-24, 1/4-20, 1/4-28, 5/16-18, 5/16-24, 3/8-16, 3/8-24, 7/16-14, 7/16-20, 1/2-13, 1/2-20, 9/16-12, 9/16-18, 5/8-11, 5/8-18, 3/4-10, 3/4-16, 7/8-9, 7/8-14, 1-8, 1-12, & 1/8-27, 1/4-18 (NPT). Also: 1" & 2" Round Die Stock, #7 to 1/2" & 1/4" to 1" Adjustable Tap Wrench, #0 to 3/8" T-Handle Tap Wrench and 2 Screwdrivers.	Wood	2000R63
High Speed Steel TAPS: USA DIES: Import	20 pcs (UNC)	Taps & Dies: 1/4, 5/16, 3/8, 7/16, 1/2, 9/16, 5/8, 3/4. Also: 1-1/2" Round Die Stock, #7 to 1/2 Adjustable Tap Wrench, #12 to 1/2" T-Handle Tap Wrench, and 1 Screwdriver.	Wood	2000RC20
High Speed Steel TAPS: USA DIES: Import	20 pcs (UNF)	Taps & Dies: 1/4, 5/16, 3/8, 7/16, 1/2, 9/16, 5/8, 3/4. Also: 1-1/2" Round Die Stock, #7 to 1/2 Adjustable Tap Wrench, #12 to 1/2" T-Handle Tap Wrench, and 1 Screwdriver.	Wood	2000RF20

* UNF threads are Unified fine pitch threads, UNC threads are Unified coarse pitch threads.

TAP & DIE SETS



2800E36



3300EC10



3350C20

Material	Pieces	Includes	Case	Order No.
Pipe Tap & Die Set				
Carbon	12 pcs (NPT)	Taper Pipe Taps: 1/8-27, 1/4-18, 3/8-18, 1/2-14, 3/4-14, 1 - 11-1/2. Hexagon Pipe Dies: 1/8-27, 1/4-18, 3/8-18, 1/2-14, 3/4-14, 1 - 11-1/2.	Plastic	2700C12
Tap & Die Set				
High Speed Steel	40 pcs (UNC & UNF)	4-40 thru 1/2", Round Adjustable Dies	Plastic	2000E40
Carbon	36 pcs (Metric)	4mm thru 12mm, Round Adjustable and Hex Dies	Plastic	2800C36
High Speed Steel	36 pcs (Metric)	4mm thru 12mm, Round Adjustable Dies	Plastic	2800E36
Hexagon Die Sets (Dies Only)				
High Speed Steel	20 pcs (UNC & UNF)	1/4, 5/16, 3/8, 7/16, 1/2, 9/16, 5/8, 3/4, 7/8, & 1"	Wood	3300E20
High Speed Steel	10 pcs (UNC)	1/4, 5/16, 3/8, 7/16, 1/2, 9/16, 5/8, 3/4, 7/8, & 1"	Wood	3300EC10
High Speed Steel	10 pcs (UNF)	1/4, 5/16, 3/8, 7/16, 1/2, 9/16, 5/8, 3/4, 7/8, & 1"	Wood	3300EF10
Carbon	20 pcs (UNC & UNF)	1/4, 5/16, 3/8, 7/16, 1/2, 9/16, 5/8, 3/4, 7/8, & 1"	Wood	3350C20
Carbon	10 pcs (UNC)	1/4, 5/16, 3/8, 7/16, 1/2, 9/16, 5/8, 3/4, 7/8, & 1"	Wood	3350CC10
Carbon	10 pcs (UNF)	1/4, 5/16, 3/8, 7/16, 1/2, 9/16, 5/8, 3/4, 7/8, & 1"	Wood	3350CF10

3000DS SERIES Die Stocks 3 Screw Type

Designed for use with round adjustable split dies.



3000DS

Size	Overall Length	3000DS Order No.
13/16"	7"	3000DS1
1"	8 1/4"	3000DS2
1-1/2"	11 3/4"	3000DS3
2"	15 1/2"	3000DS4
2-1/2"	19"	3000DS5
3"	22 1/2"	3000DS6

04

CARBIDE BURRS



QUICK PAGES REFERENCES

CARBIDE BURRS



Single & Double Cut Burrs

Bright Finish

For most ferrous metals, hard alloys; aluminum

Series 7'	Catalog page reference
7000A / 7000AX, 7000B	405
7000C / 7000CX, 7000D / 7000DX	406
7000E / 7000EX, 7000F / 7000FX, 7000G / 7000GX	407
7000H / 7000HX, 7000J, 7000K	408
7000L / 7000LX, 7000M, 7000N / 7000NE	409

Aluminium/Non-Ferrous Cut Burrs

Bright Finish

For aluminum and other non-ferrous materials

Series 7'	Catalog page reference
7000AAL, 7000CAL, 7000DAL, 7000EAL, 7000FAL, 7000LAL	412

Burrs Sets

Bright Finish

For high-performance on most ferrous metal, hard alloys; aluminum

Order No.	Catalog page reference
70S001SC / 70S001DC 70S002SC / 70S002DC 70S003SC / 70S003DC 70S004SC / 70S004DC 70S005SC / 70S005DC 70S006SC / 70S006DC 70S007SC / 70S007DC 70S011DC 70S010NF	414

Burrs Display

Bright Finish

For high-performance on non-ferrous, aluminium and soft metal

Order No.	Catalog page reference
70S033SC / 70S033DC	414
70S066SC / 70S066DC	
70S099SC / 70S099DC	

Heavy-Duty Single & Double Cut Burrs

Bright Finish

For Stainless Steel

Series 01-V	Catalog page reference
01-V	410, 411

Heavy-Duty Aluminium / Non-Ferrous Cut Burrs

Bright Finish

For most ferrous metals, hard alloys; aluminum

Series 01-V	Catalog page reference
01-V	413

Burrs Sets

Production kit

For most ferrous metals, hard alloys; aluminum

Order No.	Catalog page reference
01-V 990 / 01-V 995 / 01-V 996	414

Point Grinder

Dialspeed™ 6141

For fitting and finishing work

Order No.	Catalog page reference
30-A 141	415

SINGLE & DOUBLE CUT BURRS

Manufactured from premium grade Tungsten Carbide, they are primarily used to remove burrs (the small flakes of metal) that often remain on the workpiece after the machining process.

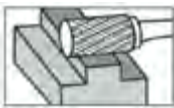

- ▷ One of the most widely used and versatile cutting tools
- ▷ Burrs are available in single cut, double cut, and non-ferrous/aluminum cut
- ▷ All sizes are individually packaged
- ▷ Special sizes and profiles are available upon request



7000A / 7000AX

Shape: Cylindrical

Use: Deburring



SA Burr Profile

7000B

Shape: Cylindrical with End Cut

Use: Interior Contour Work



SB Burr Profile


Tool No.	Cutter Dia.	Shank Dia.	Length of Cut	Single Cut Order No.	Double Cut Order No.
Series 7000A – Cylindrical					
SA-11	1/8"	1/4"	1/2"	7A108BSC	7A108BDC
SA-12	1/8"	1/4"	5/8"	7A108ASC	7A108ADC
SA-14	3/16"	1/4"	5/8"	7A112ASC	7A112ADC
SA-1	1/4"	1/4"	5/8"	7A116ASC	7A116ADC
SA-1L	1/4"	1/4"	1"	7A116BSC	7A116BDC
SA-2	5/16"	1/4"	3/4"	7A120ASC	7A120ADC
SA-2L	5/16"	1/4"	1"	7A120BSC	7A120BDC
SA-3	3/8"	1/4"	3/4"	7A124ASC	7A124ADC
SA-3L	3/8"	1/4"	1"	7A124BSC	7A124BDC
SA-3XL	3/8"	1/4"	1-1/2"	7A124CSC	7A124CDC
SA-4	7/16"	1/4"	1"	7A128BSC	7A128BDC
SA-5	1/2"	1/4"	1"	7A132BSC	7A132BDC
SA-6	5/8"	1/4"	1"	7A140BSC	7A140BDC
SA-16	3/4"	1/4"	3/4"	7A148ASC	7A148ADC
SA-7	3/4"	1/4"	1"	7A148BSC	7A148BDC
SA-9	1"	1/4"	1"	7A164BSC	7A164BDC
Series 7000A – Miniature					
SA-41	1/16"	1/8"	1/4"	70A041SC	70A041DC
SA-42	3/32"	1/8"	7/16"	70A042SC	70A042DC
SA-43	1/8"	1/8"	9/16"	70A043SC	70A043DC
SA-51	1/4"	1/8"	1/2"	70A051SC	70A051DC
SA-52	5/32"	1/8"	1/2"	70A052SC	70A052DC
SA-53	3/16"	1/8"	1/2"	70A053SC	70A053DC
SA-61	1/16"	3/32"	1/4"	70A061SC	70A061DC
SA-63	3/32"	3/32"	3/8"	70A063SC	70A063DC
SA-81	3/16"	3/16"	1/2"	70A081SC	70A081DC
SA-43L2	1/8"	1/8"	9/16"	7A43L2SC	7A43L2DC
SA-43L3	1/8"	1/8"	9/16"	7A43L3SC	7A43L3DC
Series 7000AX – 6" Extra Long					
SA-1L6	1/4"	1/4"	1/2"	7AX116SC	7AX116DC
SA-3L6	3/8"	1/4"	3/4"	7AX124SC	7AX124DC
SA-5L6	1/2"	1/4"	1"	7AX132SC	7AX132DC

Tool No.	Cutter Dia.	Shank Dia.	Length of Cut	Single Cut Order No.	Double Cut Order No.
Series 7000B – Cylindrical With End Cut					
SB-12	1/8"	1/4"	5/8"	7B108ASC	7B108ADC
SB-11	1/8"	1/4"	1/2"	7B108BSC	7B108BDC
SB-14	3/16"	1/4"	5/8"	7B112ASC	7B112ADC
SB-1	1/4"	1/4"	5/8"	7B116ASC	7B116ADC
SB-1L	1/4"	1/4"	1"	7B116BSC	7B116BDC
SB-2	5/16"	1/4"	3/4"	7B120ASC	7B120ADC
SB-2L	5/16"	1/4"	1"	7B120BSC	7B120BDC
SB-3	3/8"	1/4"	3/4"	7B124ASC	7B124ADC
SB-3L	3/8"	1/4"	1"	7B124BSC	7B124BDC
SB-3XL	3/8"	1/4"	1-1/2"	7B124CSC	7B124CDC
SB-4	7/16"	1/4"	1"	7B128BSC	7B128BDC
SB-5	1/2"	1/4"	1"	7B132BSC	7B132BDC
SB-6	5/8"	1/4"	1"	7B140BSC	7B140BDC
SB-16	3/4"	1/4"	3/4"	7B148ASC	7B148ADC
SB-7	3/4"	1/4"	1"	7B148BSC	7B148BDC
SB-9	1"	1/4"	1"	7B164BSC	7B164BDC
Series 7000B – Miniature					
SB-43	1/8"	1/8"	9/16"	70B043SC	70B043DC
SB-51	1/4"	1/8"	3/16"	70B051SC	70B051DC
SB-ECO	1/8"	1/8"	-	70BECOSC	70BECODC

SINGLE & DOUBLE CUT BURRS

7000C / 7000CX


Shape: Cylindrical Ball Nose
Use: Surface Milling & Contour Work



SC Burr Profile

7000D / 7000DX

Shape: Ball
Use: Surface Milling, Deburring & Contour Work



SD Burr Profile


Tool No.	Cutter Dia.	Shank Dia.	Length of Cut	Single Cut Order No.	Double Cut Order No.
Series 7000C – Cylindrical Ball Nose					
SC-11	1/8"	1/4"	1/2"	7C108BSC	7C108BDC
SC-12	1/8"	1/4"	5/8"	7C108ASC	7C108ADC
SC-14	3/16"	1/4"	5/8"	7C112ASC	7C112ADC
SC-1	1/4"	1/4"	5/8"	7C116ASC	7C116ADC
SC-1L	1/4"	1/4"	1"	7C116BSC	7C116BDC
SC-2	5/16"	1/4"	3/4"	7C120ASC	7C120ADC
SC-2L	5/16"	1/4"	1"	7C120BSC	7C120BDC
SC-3	3/8"	1/4"	3/4"	7C124ASC	7C124ADC
SC-3L	3/8"	1/4"	1"	7C124BSC	7C124BDC
SC-3XL	3/8"	1/4"	1-1/2"	7C124CSC	7C124CDC
SC-4	7/16"	1/4"	1"	7C128BSC	7C128BDC
SC-5	1/2"	1/4"	1"	7C132BSC	7C132BDC
SC-6	5/8"	1/4"	1"	7C140BSC	7C140BDC
SC-7	3/4"	1/4"	1"	7C148BSC	7C148BDC
SC-9	1"	1/4"	1"	7C164BSC	7C164BDC
Series 7000C – Miniature					
SC-41	3/32"	1/8"	7/16"	70C041SC	70C041DC
SC-42	1/8"	1/8"	9/16"	70C042SC	70C042DC
SC-51	1/4"	1/8"	1/2"	70C051SC	70C051DC
SC-52	5/32"	1/8"	1/2"	70C052SC	70C052DC
SC-53	3/16"	1/8"	1/2"	70C053SC	70C053DC
SC-61	3/32"	3/32"	3/8"	70C061SC	70C061DC
SC-81	3/16"	3/16"	1/2"	70C081SC	70C081DC
SC-42L2	1/8"	1/8"	9/16"	7C42L2SC	7C42L2DC
SC-42L3	1/8"	1/8"	9/16"	7C42L3SC	7C42L3DC
Series 7000CX – 6" Extra Long					
SC-1L6	1/4"	1/4"	1/2"	7CX116SC	7CX116DC
SC-3L6	3/8"	1/4"	3/4"	7CX124SC	7CX124DC
SC-5L6	1/2"	1/4"	1"	7CX132SC	7CX132DC

Tool No.	Cutter Dia.	Shank Dia.	Length of Cut	Single Cut Order No.	Double Cut Order No.
Series 7000D – Ball Shape					
SD-12	1/8"	1/4"	1/8"	7D108ASC	7D108ADC
SD-14	3/16"	1/4"	3/16"	7D112ASC	7D112ADC
SD-1	1/4"	1/4"	1/4"	7D116ASC	7D116ADC
SD-2	5/16"	1/4"	5/16"	7D120ASC	7D120ADC
SD-3	3/8"	1/4"	3/8"	7D124ASC	7D124ADC
SD-4	7/16"	1/4"	7/16"	7D128ASC	7D128ADC
SD-5	1/2"	1/4"	1/2"	7D132ASC	7D132ADC
SD-6	5/8"	1/4"	5/8"	7D140ASC	7D140ADC
SD-7	3/4"	1/4"	3/4"	7D148ASC	7D148ADC
SD-9	1"	1/4"	1"	7D164ASC	7D164ADC
Series 7000D – Miniature					
SD-41	3/32"	1/8"	3/32"	70D041SC	70D041DC
SD-42	1/8"	1/8"	1/8"	70D042SC	70D042DC
SD-51	1/4"	1/8"	7/32"	70D051SC	70D051DC
SD-53	3/16"	1/8"	5/32"	70D053SC	70D053DC
SD-61	3/32"	3/32"	3/32"	70D061SC	70D061DC
SD-81	3/16"	3/16"	5/32"	70D081SC	70D081DC
SD-42L2	1/8"	1/8"	1/8"	7D42L2SC	7D42L2DC
SD-42L3	1/8"	1/8"	1/8"	7D42L3SC	7D42L3DC
Series 7000DX – 6" Extra Long					
SD-1L6	1/4"	1/4"	7/32"	7DX116SC	7DX116DC
SD-3L6	3/8"	1/4"	5/16"	7DX124SC	7DX124DC
SD-5L6	1/2"	1/4"	7/16"	7DX132SC	7DX132DC

SINGLE & DOUBLE CUT BURRS


7000E / 7000EX

Shape: Oval
Use: Contour Work



7000F / 7000FX

Shape: Round Tree
Use: Narrow Contour Work



Tool No.	Cutter Dia.	Shank Dia.	Length of Cut	Single Cut Order No.	Double Cut Order No.
Series 7000F – Round Tree Shape					
SF-11	1/8"	1/4"	5/8"	7F108BSC	7F108BDC
SF-12	1/8"	1/4"	1/2"	7F108ASC	7F108ADC
SF-1	1/4"	1/4"	5/8"	7F116ASC	7F116ADC
SF-1L	1/4"	1/4"	3/4"	7F116BSC	7F116BDC
SF-3	3/8"	1/4"	3/4"	7F124ASC	7F124ADC
SF-4	7/16"	1/4"	1"	7F128ASC	7F128ADC
SF-13	1/2"	1/4"	3/4"	7F132ASC	7F132ADC
SF-5	1/2"	1/4"	1"	7F132BSC	7F132BDC
SF-6	5/8"	1/4"	1"	7F140ASC	7F140ADC
SF-7	3/4"	1/4"	1"	7F148ASC	7F148ADC
SF-14	3/4"	1/4"	1-1/4"	7F148BSC	7F148BDC
SF-15	3/4"	1/4"	1-1/2"	7F148CSC	7F148CDC
Series 7000F – Miniature					
SF-41	1/8"	1/8"	1/4"	70F041SC	70F041DC
SF-42	1/8"	1/8"	1/2"	70F042SC	70F042DC
SF-51	1/4"	1/8"	1/2"	70F051SC	70F051DC
SF-53	3/16"	1/8"	1/2"	70F053SC	70F053DC
SF-61	3/32"	3/32"	1/4"	70F061SC	70F061DC
SF-81	3/16"	3/16"	1/2"	70F081SC	70F081DC
SF-42L2	1/8"	1/8"	1/2"	7F42L2SC	7F42L2DC
SF-42L3	1/8"	1/8"	1/2"	7F42L3SC	7F42L3DC
Series 7000FX – 6" Extra Long					
SF-1L6	1/4"	1/4"	1/2"	7FX116SC	7FX116DC
SF-3L6	3/8"	1/4"	3/4"	7FX124SC	7FX124DC
SF-5L6	1/2"	1/4"	1"	7FX132SC	7FX132DC

Tool No.	Cutter Dia.	Shank Dia.	Length of Cut	Single Cut Order No.	Double Cut Order No.
Series 7000E – Oval Shape					
SE-11	3/16"	1/4"	5/16"	7E112ASC	7E112ADC
SE-1	1/4"	1/4"	3/8"	7E116ASC	7E116ADC
SE-2	5/16"	1/4"	5/8"	7E120ASC	7E120ADC
SE-3	3/8"	1/4"	5/8"	7E124ASC	7E124ADC
SE-5	1/2"	1/4"	7/8"	7E132ASC	7E132ADC
SE-6	5/8"	1/4"	1"	7E140ASC	7E140ADC
SE-7	3/4"	1/4"	1"	7E148ASC	7E148ADC
Series 7000E – Miniature					
SE-41	1/8"	1/8"	7/32"	70E041SC	70E041DC
SE-51	1/4"	1/8"	3/8"	70E051SC	70E051DC
SE-53	3/16"	1/8"	9/32"	70E053SC	70E053DC
SE-61	3/32"	3/32"	1/8"	70E061SC	70E061DC
SE-81	3/16"	3/16"	9/32"	70E081SC	70E081DC
SE-41L2	1/8"	1/8"	7/32"	7E41L2SC	7E41L2DC
SE-41L3	1/8"	1/8"	7/32"	7E41L3SC	7E41L3DC
Series 7000EX – 6" Extra Long					
SE-1L6	1/4"	1/4"	3/8"	7EX116SC	7EX116DC
SE-3L6	3/8"	1/4"	5/8"	7EX124SC	7EX124DC
SE-5L6	1/2"	1/4"	7/8"	7EX132SC	7EX132DC

7000G / 7000GX

Shape: Pointed Tree
Use: Surface Milling & Narrow Contour Work



Tool No.	Cutter Dia.	Shank Dia.	Length of Cut	Single Cut Order No.	Double Cut Order No.
Series 7000G – Pointed Tree Shape					
SG-1	1/4"	1/4"	5/8"	7G116ASC	7G116ADC
SG-1L	1/4"	1/4"	3/4"	7G116BSC	7G116BDC
SG-2	5/16"	1/4"	3/4"	7G120ASC	7G120ADC
SG-3	3/8"	1/4"	3/4"	7G124ASC	7G124ADC
SG-13	1/2"	1/4"	3/4"	7G132ASC	7G132ADC
SG-5	1/2"	1/4"	1"	7G132BSC	7G132BDC
SG-6	5/8"	1/4"	1"	7G140ASC	7G140ADC
SG-7	3/4"	1/4"	1"	7G148ASC	7G148ADC
SG-15	3/4"	1/4"	1-1/2"	7G148BSC	7G148BDC
Series 7000G – Miniature					
SG-41	1/8"	1/8"	1/4"	70G041SC	70G041DC
SG-42	1/8"	1/8"	5/16"	70G042SC	70G042DC
SG-43	1/8"	1/8"	3/8"	70G043SC	70G043DC
SG-44	1/8"	1/8"	1/2"	70G044SC	70G044DC
SG-51	1/4"	1/8"	1/2"	70G051SC	70G051DC
SG-53	3/16"	1/8"	1/2"	70G053SC	70G053DC
SG-61	3/32"	3/32"	1/4"	70G061SC	70G061DC
SG-81	3/16"	3/16"	1/2"	70G081SC	70G081DC
SG-44L2	1/8"	1/8"	1/2"	7G44L2SC	7G44L2DC
SG-44L3	1/8"	1/8"	1/2"	7G44L3SC	7G44L3DC
Series 7000GX – 6" Extra Long					
SG-1L6	1/4"	1/4"	1/2"	7GX116SC	7GX116DC
SG-3L6	3/8"	1/4"	3/4"	7GX124SC	7GX124DC
SG-5L6	1/2"	1/4"	1"	7GX132SC	7GX132DC


04 SINGLE & DOUBLE CUT BURRS

CARBIDE BURRS

7000H / 7000HX

Shape: Flame

Use: Contour Work




Tool No.	Cutter Dia.	Shank Dia.	Length of Cut	Single Cut Order No.	Double Cut Order No.
Series 7000H – Flame Shape					
SH-1	1/4"	1/4"	1/2"	7H116ASC	7H116ADC
SH-2	5/16"	1/4"	3/4"	7H120ASC	7H120ADC
SH-5	1/2"	1/4"	1-1/4"	7H132ASC	7H132ADC
SH-6	5/8"	1/4"	1-7/16"	7H140ASC	7H140ADC
SH-7	3/4"	1/4"	1-5/8"	7H148ASC	7H148ADC
Series 7000H – Miniature					
SH-41	1/8"	1/8"	1/4"	70H041SC	70H041DC
SH-53	3/16"	1/8"	3/8"	70H053SC	70H053DC
SH-41L2	1/8"	1/8"	1/4"	7H41L2SC	7H41L2DC
SH-41L3	1/8"	1/8"	1/4"	7H41L3SC	7H41L3DC
Series 7000HX – 6" Extra Long					
SH-2L6	5/16"	1/4"	3/4"	7HX120SC	7HX120DC
SH-5L6	1/2"	1/4"	1-1/4"	7HX132SC	7HX132DC

7000J

Shape: 60° Included Angle

Use: Machining of Acute Angle Areas & Countersinking



Tool No.	Cutter Dia.	Shank Dia.	Length of Cut	Single Cut Order No.	Double Cut Order No.
Series 7000J – 60° Included Angle					
SJ-1	3/16"	1/4"	3/16"	7J116ASC	7J116ADC
SJ-2	1/4"	1/4"	1/4"	7J120ASC	7J120ADC
SJ-3	5/16"	1/4"	1/4"	7J124ASC	7J124ADC
SJ-5	3/8"	1/4"	7/16"	7J132ASC	7J132ADC
SJ-6	1/2"	1/4"	1/2"	7J140ASC	7J140ADC
SJ-7	5/8"	1/4"	5/8"	7J148ASC	7J148ADC
SJ-9	3/4"	1/4"	3/4"	7J164ASC	7J164ADC
Series 7000J – Miniature					
SJ-42	1/8"	1/8"	3/32"	70J042SC	70J042DC

7000K

Shape: 90° Included Angle

Use: Machining of Acute Angle Areas & Countersinking




Tool No.	Cutter Dia.	Shank Dia.	Length of Cut	Single Cut Order No.	Double Cut Order No.
Series 7000K – 90° Included Angle					
SK-1	1/4"	1/4"	1/8"	7K116ASC	7K116ADC
SK-2	5/16"	1/4"	3/16"	7K120ASC	7K120ADC
SK-3	3/8"	1/4"	3/16"	7K124ASC	7K124ADC
SK-5	1/2"	1/4"	1/4"	7K132ASC	7K132ADC
SK-6	5/8"	1/4"	5/16"	7K140ASC	7K140ADC
SK-7	3/4"	1/4"	3/8"	7K148ASC	7K148ADC
SK-9	1"	1/4"	1/2"	7K164ASC	7K164ADC
Series 7000K – Miniature					
SK-42	1/8"	1/8"	7/32"	70K042SC	70K042DC

SINGLE & DOUBLE CUT BURRS

7000L / 7000LX

Shape: 14° Included Angle

Use: Surface Machining & Narrow Contour Work




SL Burr Profile

Tool No.	Cutter Dia.	Shank Dia.	Length of Cut	Single Cut Order No.	Double Cut Order No.
Series 7000L – 14° Included Angle					
SL-1	1/4"	1/4"	5/8"	7L116ASC	7L116ADC
SL-2	5/16"	1/4"	7/8"	7L120ASC	7L120ADC
SL-3	3/8"	1/4"	1-1/16"	7L124ASC	7L124ADC
SL-4	1/2"	1/4"	1-1/8"	7L132ASC	7L132ADC
SL-5	5/8"	1/4"	1-3/16"	7L140ASC	7L140ADC
SL-6	5/8"	1/4"	1-5/16"	7L140BSC	7L140BDC
SL-7	3/4"	1/4"	1-1/2"	7L148ASC	7L148ADC
Series 7000L – Miniature					
SL-41	1/8"	1/8"	3/8"	70L041SC	70L041DC
SL-42	1/8"	1/8"	1/2"	70L042SC	70L042DC
SL-53	3/16"	1/8"	1/2"	70L053SC	70L053DC
SL-81	3/16"	3/16"	7/16"	70L081SC	70L081DC
SL-42L2	1/8"	1/8"	1/2"	7L42L2SC	7L42L2DC
SL-42L3	1/8"	1/8"	1/2"	7L42L3SC	7L42L3DC
Series 7000LX – 6" Extra Long					
SL-1L6	1/4"	1/4"	5/8"	7LX116SC	7LX116DC
SL-3L6	3/8"	1/4"	1-1/16"	7LX124SC	7LX124DC
SL-4L6	1/2"	1/4"	1-1/8"	7LX132SC	7LX132DC

7000M

Shape: Cone

Use: Surface Machining & Narrow Contour Work



SM Burr Profile

Tool No.	Cutter Dia.	Shank Dia.	Length of Cut	Single Cut Order No.	Double Cut Order No.
Series 7000M – Cone Shape					
SM-1	1/4"	1/4"	1/2"	7M116ASC	7M116ADC
SM-2	1/4"	1/4"	3/4"	7M116BSC	7M116BDC
SM-3	1/4"	1/4"	1"	7M116CSC	7M116CDC
SM-3L	1/4"	1/4"	1-1/4"	7M116DSC	7M116DDC
SM-4	3/8"	1/4"	5/8"	7M124ASC	7M124ADC
SM-4L	3/8"	1/4"	1"	7M124BSC	7M124BDC
SM-5	1/2"	1/4"	7/8"	7M132ASC	7M132ADC
SM-6	5/8"	1/4"	1"	7M140ASC	7M140ADC
Series 7000M – Miniature					
SM-41	1/8"	1/8"	11/32"	70M041SC	70M041DC
SM-42	1/8"	1/8"	7/16"	70M042SC	70M042DC
SM-43	1/8"	1/8"	1/2"	70M043SC	70M043DC
SM-51	1/4"	1/8"	1/2"	70M051SC	70M051DC
SM-53	3/16"	1/8"	1/2"	70M053SC	70M053DC
SM-61	3/32"	3/32"	1/4"	70M061SC	70M061DC
SM-42L2	1/8"	1/8"	7/16"	7M42L2SC	7M42L2DC
SM-42L3	1/8"	1/8"	7/16"	7M42L3SC	7M42L3DC

7000N / 7000NE

7000N: Shape: Inverted cone

7000NE: Shape: Inverted cone with end cut

Use: Machining from the rear in hard to reach areas



SN Burr Profile

Tool No.	Cutter Dia.	Shank Dia.	Length of Cut	Single Cut Order No.	Double Cut Order No.
Series 7000N – Inverted Cone					
SN-1	1/4"	1/4"	5/16"	7N116ASC	7N116ADC
SN-2	3/8"	1/4"	3/8"	7N124ASC	7N124ADC
SN-4	1/2"	1/4"	1/2"	7N132ASC	7N132ADC
SN-6	5/8"	1/4"	3/4"	7N140ASC	7N140ADC
SN-7	3/4"	1/4"	5/8"	7N148ASC	7N148ADC
Series 7000N – Miniature					
SN-41	1/8"	1/8"	1/8"	70N041SC	70N041DC
SN-42	1/8"	1/8"	3/16"	70N042SC	70N042DC
SN-51	1/4"	1/8"	1/4"	70N051SC	70N051DC
SN-53	3/16"	1/8"	1/4"	70N053SC	70N053DC
SN-61	3/32"	3/32"	1/8"	70N061SC	70N061DC
SN-81	3/16"	3/16"	1/4"	70N081SC	70N081DC
Series 7000NE – Inverted Cone With End Cut					
SN-1E	1/4"	1/4"	5/16"	7N116ESC	7N116EDC
SN-2E	3/8"	1/4"	3/8"	7N124ESC	7N124EDC
SN-4E	1/2"	1/4"	1/2"	7N132ESC	7N132EDC
SN-7E	3/4"	1/4"	5/8"	7N148ESC	7N148EDC

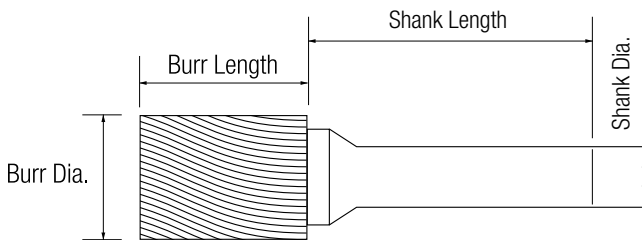
HEAVY-DUTY SINGLE & DOUBLE CUT BURRS



HIGH PERFORMANCE

WALTER carbide burrs are made from the highest grade tungsten carbide and are manufactured to ensure perfect concentricity and balance. This means you get a product that is safer, removes material faster and is guaranteed to provide the longest working life in the industry.

- ▶ *Precise manufacturing – Burrs run perfectly true without vibration*
- ▶ *First grade tungsten carbide – For the toughest applications in a wide range of materials*
- ▶ *Exclusive tooth design – Guarantees maximum cutting performance*
- ▶ *Advanced flute geometry – Ensures maximum cutting capacity and chip evacuation from tip to bottom*



**HIGH STRENGTH BRAZED JOINT
GUARANTEED TO PREVENT
BREAKAGE**



1/4" SHANK Ø, DOUBLE CUT

Burr Dia. x Length	USCTI Type	Std. Lgth. Order No.	6" Shank Order No.	Std. Pkg.	Std. Ctn.
Cylindrical (SA)					
1/4" x 5/8"	SA-1	01-V 001	01-V 601	1	10
5/16" x 3/4"	SA-2	01-V 037		1	10
3/8" x 3/4"	SA-3	01-V 002	01-V 602	1	10
7/16" x 1"	SA-4	01-V 038		1	10
1/2" x 1"	SA-5	01-V 004	01-V 604	1	10
5/8" x 1"	SA-6	01-V 055		1	10
Cylindrical (SB)					
1/4" x 5/8"	SB-1	01-V 056		1	10
3/8" x 3/4"	SB-3	01-V 057		1	10
1/2" x 1"	SB-5	01-V 059		1	10
Cylindrical round nose (SC)					
1/4" x 5/8"	SC-1	01-V 005	01-V 605	1	10
5/16" x 3/4"	SC-2	01-V 039		1	10
3/8" x 3/4"	SC-3	01-V 006	01-V 606	1	10
7/16" x 1"	SC-4	01-V 040		1	10
1/2" x 1"	SC-5	01-V 007	01-V 607	1	10
5/8" x 1"	SC-6	01-V 062		1	10
3/4" x 1"	SC-7	01-V 073		1	10
Ball (SD)					
1/4" x 7/32"	SD-1	01-V 009	01-V 609	1	10
3/8" x 5/16"	SD-3	01-V 010	01-V 610	1	10
1/2" x 7/16"	SD-5	01-V 026	01-V 626	1	10
5/8" x 9/16"	SD-6	01-V 011		1	10
Egg (SE)					
3/8" x 5/8"	SE-3	01-V 027		1	10
1/2" x 7/8"	SE-5	01-V 028		1	10
Tree (SF)					
1/4" x 5/8"	SF-1	01-V 041	01-V 641	1	10
5/16" x 5/8"	SF-2	01-V 042		1	10
3/8" x 3/4"	SF-3	01-V 014	01-V 614	1	10
7/16" x 1"	SF-4	01-V 043		1	10
1/2" x 1"	SF-5	01-V 015	01-V 615	1	10
5/8" x 1"	SF-6	01-V 066		1	10
Tapered (SG)					
1/4" x 5/8"	SG-1	01-V 044	01-V 644	1	10
5/16" x 3/4"	SG-2	01-V 045		1	10
3/8" x 3/4"	SG-3	01-V 046	01-V 646	1	10
1/2" x 1"	SG-5	01-V 013	01-V 613	1	10
Flame (SH)					
5/16" x 3/4"	SH-3	01-V 029		1	10
1/2" x 1 1/4"	SH-5	01-V 030		1	10
Cone 90° (SK)					
3/8" x 1/5"	SK-3	01-V 067		1	10
1/2" x 1/4"	SK-5	01-V 068		1	10
Cone (SL)					
1/4" x 5/8"	SL-1 14°	01-V 017		1	10
5/16" x 7/8"	SL-2	01-V 051		1	10
3/8" x 1 1/16"	SL-3 14°	01-V 031	01-V 631	1	10
1/2" x 1 1/8"	SL-4 14°	01-V 032		1	10
5/8" x 3/16"	SL-5	01-V 052	01-V 652	1	10
Conical (SM)					
1/4" x 1/2"	SM-1	01-V 047		1	10
1/4" x 3/4"	SM-2	01-V 048		1	10
1/4" x 1"	SM-3	01-V 049		1	10
3/8" x 5/8"	SM-4	01-V 050		1	10
1/2" x 7/8"	SM-5 28°	01-V 018		1	10
Inverted cone (SN)					
1/4" x 1/2"	SN-1	01-V 070		1	10
1/4" x 3/4"	SN-2	01-V 071		1	10
1/4" x 1"	SN-4	01-V 072		1	10

1/4" SHANK Ø, HARD ALLOYS



Burr Dia. x Length	USCTI Type	Order No.	Std. Pkg.	Std. Ctn.
1/2" x 1"	SC-5	01-V 033	1	10
1/2" x 1"	SF-5	01-V 034	1	10
1/2" x 1 1/8"	SL-4	01-V 035	1	10

1/8" SHANK Ø, DOUBLE CUT





Burr Dia. x Length	USCTI Type	Order No.	Std. Pkg.	Std. Ctn.
1/8" x 9/16"	SA-43	01-V 020	1	10
1/8" x 1/8"	SD-42	01-V 021	1	10
1/8" x 1/2"	SF-42	01-V 022	1	10
1/8" x 1/2"	SG-44	01-V 023	1	10
1/8" x 1/2"	SL-42	01-V 024	1	10
1/8" x 7/16"	SM-42 12°	01-V 025	1	10

Burr diameter	Maximum cutting speed (RPM) for standard length burrs	Maximum cutting speed (RPM) for 6" long burrs
1/4"	70,000	35,000
5/16"	68,000	34,000
3/8"	66,000	33,000
7/16"	58,000	29,000
1/2"	50,000	25,000
5/8"	40,000	20,000

For safety reasons, never use the 6" tungsten carbide burrs below 20,000 RPM.

Material	Double cut	Non-ferrous
Aluminum	-	x
Brass	x	x
Bronze	x	-
Cast iron	x	-
Copper	-	x
Carbon fiber	-	x
Fiberglass	x	-
Hard rubber	x	-
Inconel	x	-
Magnesium	-	x
Plastics	x	-

Material	Double cut	Non-ferrous
Steel - 45-55Rc	x	-
Steel - 55-60Rc	x	-
Steel - Carbon	x	-
Steel - Nickel Chrome	x	-
Steel - Stainless	x	-
Steel - Weldments	x	-
Titanium	x	-
Zinc	-	x



ALUMINIUM/NON-FERROUS CUT BURRS

Aluminum cut burrs have more aggressive cutting edges for rapid stock removal with minimum chip. Ideal for aluminum and other non-ferrous materials.

7000AAL

Shape: Cylindrical



7000AAL

Tool No.	Cutter Dia.	Shank Dia.	Length of Cut	Order No.
Series 7000AAL – Cylindrical				
SA-1NF	1/4"	1/4"	3/4"	7AAL116
SA-3NF	3/8"	1/4"	3/4"	7AAL124
SA-5NF	1/2"	1/4"	1"	7AAL132
SA-6NF	5/8"	1/4"	1"	7AAL140
SA-7NF	3/4"	1/4"	1"	7AAL148

7000CAL

Shape: Cylindrical Ball Nose



7000CAL

Tool No.	Cutter Dia.	Shank Dia.	Length of Cut	Order No.
Series 7000CAL – Cylindrical Ball Nose				
SC-1NF	1/4"	1/4"	3/4"	7CAL116
SC-3NF	3/8"	1/4"	3/4"	7CAL124
SC-5NF	1/2"	1/4"	1"	7CAL132
SC-6NF	5/8"	1/4"	1"	7CAL140
SC-7NF	3/4"	1/4"	1"	7CAL148

7000DAL

Shape: Ball



7000DAL

Tool No.	Cutter Dia.	Shank Dia.	Length of Cut	Order No.
Series 7000DAL – Ball Shape				
SD-1NF	1/4"	1/4"	7/32"	7DAL116
SD-3NF	3/8"	1/4"	5/16"	7DAL124
SD-5NF	1/2"	1/4"	7/16"	7DAL132
SD-6NF	5/8"	1/4"	9/16"	7DAL140
SD-7NF	3/4"	1/4"	11/16"	7DAL148

7000EAL

Shape: Oval



7000EAL

Tool No.	Cutter Dia.	Shank Dia.	Length of Cut	Order No.
Series 7000EAL – Oval Shape				
SE-1NF	1/4"	1/4"	7/32"	7EAL116
SE-3NF	3/8"	1/4"	5/16"	7EAL124
SE-5NF	1/2"	1/4"	7/16"	7EAL132
SE-6NF	5/8"	1/4"	9/16"	7EAL140
SE-7NF	3/4"	1/4"	11/16"	7EAL148

7000FAL

Shape: Round Tree



7000FAL

Tool No.	Cutter Dia.	Shank Dia.	Length of Cut	Order No.
Series 7000FAL – Round Tree Shape				
SF-1NF	1/4"	1/4"	3/4"	7FAL116
SF-3NF	3/8"	1/4"	3/4"	7FAL124
SF-5NF	1/2"	1/4"	1"	7FAL132
SF-6NF	5/8"	1/4"	1"	7FAL140
SF-14NF	3/4"	1/4"	1-1/4"	7FAL148

7000LAL

Shape: 14° Included Angle



7000LAL

Tool No.	Cutter Dia.	Shank Dia.	Length of Cut	Order No.
Series 7000LAL – 14° Included Angle				
SL-1NF	1/4"	1/4"	5/8"	7LAL116
SL-3NF	3/8"	1/4"	1-1/16"	7LAL124
SL-4NF	1/2"	1/4"	1-1/8"	7LAL132
SL-5NF	5/8"	1/4"	1-3/16"	7LAL140
SL-6NF	5/8"	1/4"	1-5/16"	7LAL140A



HEAVY-DUTY ALUMINIUM /NON-FERROUS CUT BURRS

1/4" SHANK Ø


Burr Dia.×Length	USCTI Type	Order No.	Std. Pkg.	Std. Ctn.
3/8" × 3/4"	SA-3	01-V 003	1	10
1/2" × 1"	SA-5	01-V 054	1	10
3/8" × 3/4"	SB-3	01-V 058	1	10
1/4" × 5/8"	SC-1	01-V 060	1	10
3/8" × 3/4"	SC-3	01-V 061	1	10
1/2" × 1"	SC-5	01-V 008	1	10
1/2" × 1/2"	SD-5	01-V 063	1	10
1/2" × 7/8"	SE-5	01-V 064	1	10
3/8" × 3/4"	SF-3	01-V 065	1	10
1/2" × 1"	SF-5	01-V 016	1	10
3/8" × 1 1/4"	SL-3	01-V 036	1	10
1/2" × 1 1/8"	SL-4	01-V 069	1	10

Material	Double cut	Non-ferrous
Aluminum	-	x
Brass	x	x
Bronze	x	-
Cast iron	x	-
Copper	-	x
Carbon fiber	-	x
Fiberglass	x	-
Hard rubber	x	-
Inconel	x	-
Magnesium	-	x
Plastics	x	-

Material	Double cut	Non-ferrous
Steel - 45-55Rc	x	-
Steel - 55-60Rc	x	-
Steel - Carbon	x	-
Steel - Nickel Chrome	x	-
Steel - Stainless	x	-
Steel - Weldments	x	-
Titanium	x	-
Zinc	-	x



04 BURRS SETS

CARBIDE BURRS



Set No.	No. of Pieces	Shank Sizes	Includes	Single Cut Order No.	Double Cut Order No.
Carbide Burr Sets					
1	8	1/4	SA-1, SC-1, SD-1, SE-1, SF-1, SG-1, SL-1, SM-1	70S001SC	70S001DC
2	8	1/4	SA-3, SC-3, SD-3, SE-3, SF-3, SG-3, SL-3, SM-4	70S002SC	70S002DC
3	8	1/4	SA-5, SC-5, SD-5, SE-5, SF-5, SG-5, SL-4, SM-5	70S003SC	70S003DC
4	10	1/4	SA-1, SA-3, SA-5, SC-1, SC-3, SC-5, SD-3, SF-3, SF-5, SH-1	70S004SC	70S004DC
5	10	1/4	SA-5, SC-3, SC-5, SD-5, SE-3, SF-3, SF-5, SG-3, SG-5, SL-4	70S005SC	70S005DC
6	8	1/8	SA-43, SC-42, SD-42, SE-41, SF-42, SG-42, SL-41, SN-42	70S006SC	70S006DC
7	8	1/8	SA-51, SB-51, SC-51, SD-51, SE-51, SF-51, SG-51, SM-51	70S007SC	70S007DC
8	5	1/4	SA-5, SC-5, SF-5, SG-5, SM-5	N/A	70S011DC
Aluminum/Non Ferrous Cut					
10	8	1/4	SA-3NF, SA-5NF, SC-3NF, SC-5NF, SD-3NF, SF-3NF, SF-5NF, SL-3NF	70S010NF	



70S004DC



70S011DC



WALTER Carbide Burr Kit	
Description	Order No.
Carbide Burr Production Kit Contains one of each of the following: 01-V 002, 006, 011, 015 and 018	01-V 990
5-Piece Alu Cut Carbide Burr Kit	01-V 995
10-Piece Double Cut Carbide Burr Kit	01-V 996

BURRS DISPLAY

- ▷ Burrs are "Made in the USA" at our own state-of-the-art manufacturing facility
- ▷ A wide range of popular styles and sizes
- ▷ Comes complete with attractive, compact and light-weight acrylic display, ideal for your showroom and managing your inventory
- ▷ Display has a lock for added security. There is a shelf hidden in the back for holding additional replenishment inventory, or empty packages
- ▷ Available in 33, 66, or 99 pieces. The display holds 33 pieces (1 of each). The 66 piece display provides you with an extra piece of each for replenishment of the display. The 99 piece display provides you with 2 extra pieces of each.
- ▷ Detailed labels (sample pictured below) make filling the display simple and easy



Storage drawer in back of display

SA-1 Cylindrical	SA-3 Cylindrical	SA-5 Cylindrical	SA-3NF Cylindrical, Aluminum Cut	SC-1 Cylindrical Ball Nose	SC-3 Cylindrical Ball Nose	SC-5 Cylindrical Ball Nose	SC-3NF Cylindrical Ball Nose Aluminum Cut	SD-1 Ball Shape	SD-3 Ball Shape	SD-5 Ball Shape
DC#: 7A116ADC SC#: 7A116ASC	DC#: 7A124ADC SC#: 7A124ASC	DC#: 7A132BDC SC#: 7A132BSC	EDP#: 7AAL124	DC#: 7C116ADC SC#: 7C116ASC	DC#: 7C124ADC SC#: 7C124ASC	DC#: 7C132BDC SC#: 7C132BSC	EDP#: 7CAL124	DC#: 7D116ADC SC#: 7D116ASC	DC#: 7D124ADC SC#: 7D124ASC	DC#: 7D132ADC SC#: 7D132ASC

Displays	Each Set Contains The Following DC & NF Burrs:	Single Cut Order No.	Double Cut Order No.
33 Piece Display (1 of Each Burr)	SA-1, SA-3, SA-5, SA-3NF, SC-1, SC-3, SC-5, SC-3NF, SD-1, SD-3, SD-5, SE-1, SE-3, SE-5, SE-3NF, SF-1, SF-3, SF-5, SF-3NF, SG-1, SG-3, SG-5, SH-1, SH-5, SJ-1, SJ-3, SL-1, SL-3, SL-4, SL-3NF, SM-1, SM-4, SM-5	70S033SC	70S033DC
66 Piece Display (2 of Each Burr)		70S066SC	70S066DC
99 Piece Display (3 of Each Burr)		70S099SC	70S099DC

POINT GRINDER

DIALSPEED™ 6141

For fitting and finishing work

The convenient design of this very popular point grinder results in increased performance and operator comfort to let you reach new levels of productivity. Proven electronics and the quality construction of the motor deliver more power to the spindle while the ergonomic housing minimizes fatigue. This tool is the perfect companion to our premium carbide burrs for any deburring or shaping applications.



RPM	
SPEED 1	10,000 rpm
SPEED 2	14,000 rpm
SPEED 3	18,500 rpm
SPEED 4	22,000 rpm
SPEED 5	26,000 rpm
SPEED 6	30,500 rpm

DIALSPEED™ 6141	
Model name	6141E
Order No.	30-A 141
Lock-on switch	✓
AC/DC compatibility	AC compatibility only
Soft-Start™	✓
Restart protection	✓
DYNAMAX™ RPM monitoring	✓
POWERGUARD™ overheat protection	✓
DIALSPEED™ variable RPM selector	✓
Collet	1/4"
RPM no-load	10,000 to 30,500
Amps	6.4 A
Power	710 W
Tool weight	4.2 lbs
Tool length	13.75"
Maximum wheel diameter	1.5"
Standard equipment	
1/4 collet	30-B 046
Spanner	48-Z 019
Optional equipment	
Cutting guard	30-B 051


Flexible shaft	
Description	Order No.
For delicate finishing work with 6141 and 6145. 1/4" collet, 5 ft. long.	30-B 050





TECHNICAL INFORMATION

BURR SELECTION CHART

Head Style	Description	Use	
SA	Cylindrical	Deburring	
SB	Cylindrical with end cut	Interior Contour Work	
SC	Cylindrical Ball Nose	Surface Milling & Contour Work	
SD	Ball Shape	Surface Milling, Deburring, & Contour Work	
SE	Oval Shape	Contour Work	
SF	Round Tree Shape	Narrow Contour Work	
SG	Pointed Tree Shape	Surface Milling & Narrow Contour Work	
SH	Flame Shape	Contour Work	
SJ	60° Included Angle	Machining of Acute Angle Areas & Countersinking	
SK	90° Included Angle	Machining of Acute Angle Areas & Countersinking	
SL	14° Included Angle	Surface Machining & Narrow Contour Work	
SM	Cone Shape	Surface Machining & Narrow Contour Work	
SN	Inverted Cone	Machining from the Rear in hard to reach areas	
SNE	Inverted Cone with end cut	Machining from the Rear in hard to reach areas	

TECHNICAL INFORMATION

Head Profiles / RPM Chart / Speed Recommendations



Single Cut

Drillco's Single Cut produces a smooth finish for general purpose use on steel, cast iron and other ferrous and non-ferrous materials. Most of Drillco's Carbide Burrs are available in the Single Cut right hand spiral design.



Double Cut

Drillco's Double Cut, with its chisel type cutting edge, is a machine ground tool built to exacting tolerances of concentricity, size and shape. This accuracy, when combined with precision grinders, results in smooth running, fast metal removal and fine finishes.

The right and left hand helical flutes combined to produce an chisel type cutting tooth. This results in faster penetration and stock removal with minimal bounce or chatter. The Double Cut design also produces an easy to handle granular type chip, in most metals, as opposed to the conventional sliver type chips. Throughout its life, the Double Cut gives faster stock removal, less operator fatigue, and maintains a good finish on the widest possible variety of materials.



Chip Breaker

The addition of a chip breaker will reduce sliver size and improve operator control at a slightly reduced surface finish. Available as a special.



Diamond Cut

The Diamond Cut is very effective in heat treated and tough alloy steels, producing extremely small chips. It offers very good operator control with good stock removal at the sacrifice of finish. The diamond grind will reduce tool life, however. Available as a special.



Aluminum Cut

Drillco's Aluminum Cut burrs are outstanding on soft or nonferrous type materials. Use the Aluminum Cut design on aluminum, magnesium, brass, lead and most plastics.

RPM Chart	
Burr Diameter	RPM
1/16"	60,000 - 90,000
1/8"	40,000 - 70,000
3/16"	35,000 - 60,000
1/4"	30,000 - 50,000
5/16"	20,000 - 40,000
3/8"	20,000 - 40,000
7/16"	15,000 - 40,000
1/2"	15,000 - 40,000
5/8"	12,000 - 25,000
3/4"	10,000 - 20,000
1"	7,500 - 20,000
1-1/8"	7,000 - 13,000
1-1/2"	5,000 - 10,000
1-3/4"	4,500 - 9,000
2"	4,000 - 8,000

Speed

High speeds are essential for efficient and economical use of a carbide burr. At high speeds there will be less tendency for chips to build up in the flute. Also, the burr will cut more freely in corners or pockets, and reduce the chances of jamming or wedging.

The selection of operating speeds for a carbide burr is usually less exacting than for most other cutting tools. Rather than specify a different grinder speed for every burr diameter used, one grinder will normally be used for many different burr sizes. However, for most efficient operations, the grinder should be specified with consideration given to diameter of the burrs that will be used.

Carbide burrs should operate between 1,500 and 3,000 surface feet per minute. Using these guidelines, a grinder can be selected that will efficiently work with a fairly broad range of burr sizes. For example, a 30,000 RPM grinder can be used with a 3/16" to a 3/8" diameter burr. A 22,000 RPM grinder will be satisfactory for burrs ranging from 1/4" to 1/2".

Speeds are an important factor in achieving desired stock removal rates and workpiece finish. Increasing the speed will improve finishes, while lower speeds will remove material more rapidly.



05

ANNULAR CUTTERS

QUICK PAGES REFERENCES

ANNULAR CUTTERS



High Speed Steel

Bright Finish
For low to medium tensile strength materials

Type	Series	Catalog page reference
	9100SE, 9200SE	422
	9300SE, 9400SE	423



High Speed Steel + Aluminum (M2Al)

Bronze Surface Treatment
For most materials

Type	Series	Catalog page reference
SST	05-A, 05-E	424



Coated High Speed Steel + Aluminum (M2Al)

Chromium Aluminium Based Coating
For longer tool life

Type	Series	Catalog page reference
ICECUT™	05-B, 05-F	425



Cobalt Annular Cutters *NITRO*

Bronze Finish
For long life on stainless steel, titanium, high tensile steel, other hard materials

Type	Series	Catalog page reference
	9100N, 9200N, 9300N	426



Carbide Tipped Annular Cutters

Bright Finish
For high performance on cast iron, cast steel, other hard materials

Type	Series	Catalog page reference
	9100CT, 9200CT	427



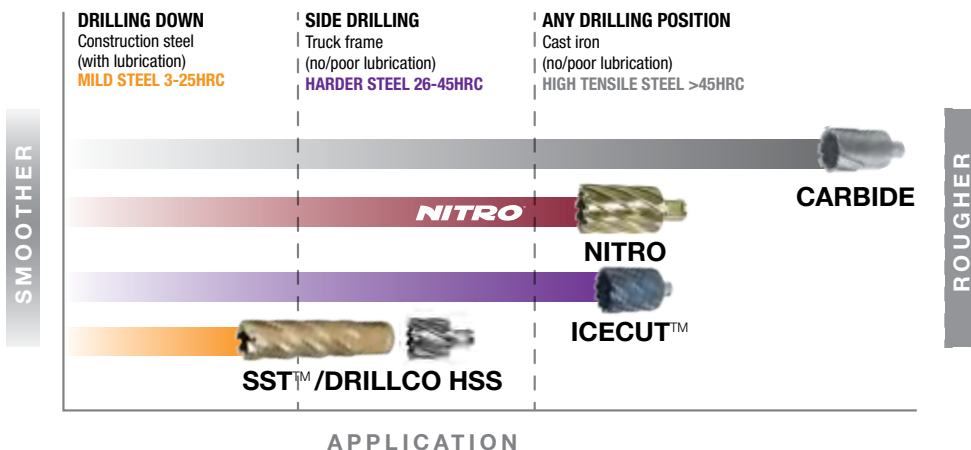
Carbide Tipped Annular Cutters

Bright Finish
For high performance on cast iron, cast steel, other hard materials

Type	Series	Catalog page reference
	05-D, 05-F, 05-H	428



ANNULAR CUTTERS PERFORMANCE CHART



ANNULAR CUTTERS EXPLAINED

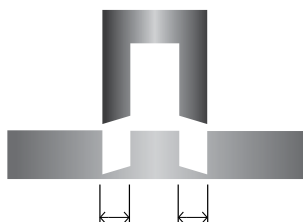
HIGH-PERFORMANCE ANNULAR CUTTERS

When drilling large holes through thick, flat metal surfaces, it is often more cost effective to use an annular cutter, which cuts at the circumference of the circle, instead of cutting through the entire area of the circle. This allows you to make holes faster and more efficiently.

WALTER annular cutters are tougher because they are made with a sophisticated high speed steel and aluminum blend (M2Al). This advanced HSS blend extends the life of the core cutters by providing excellent toughness and durability, while also reducing the brittleness of the cutter. Conventional cutting tools are typically enhanced with cobalt to increase the resistance to wear (M35 or M42). However, as more cobalt is added, the product actually becomes more brittle, which increases the risk of breakage under load.

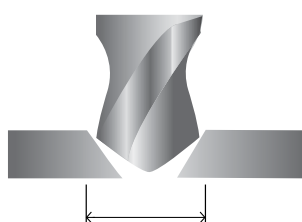
Through a graduated hardening of the cutter body, and by adding aluminum to the base material, WALTER core cutters have more "micro-flexibility" than M35 or M42 core cutters. This makes WALTER HSS annular cutters less brittle than a regular M42 annular cutter, and also makes them last much longer than other high speed steels. An exclusive triple tooth design and special fluting angle help optimize chip evacuation and eliminate chip debris. WALTER's exclusive AlCrN coating on the ICECUT™ line of coated annular cutters forms a nano-sized lubrication layer when heated, making it self-lubricating and preventing materials from sticking, melting or deforming during hole-making. The ICECUT™ annular cutters provide the longest life of all coated HSS annular cutters.

Annular cutters

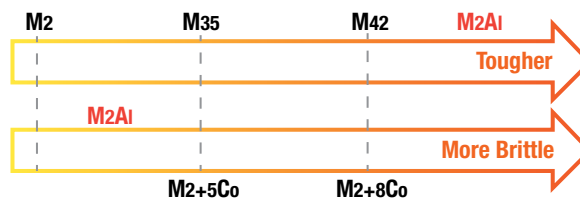


Less metal to metal contact reduces friction, reducing heat, increasing tool life and efficiency

Regular twist drills



More metal to metal contact increases friction and heat, causing tooling to wear prematurely and resulting in longer cutting time



Adding Cobalt makes cutters more resistant to wear, but also more brittle which makes them more susceptible to breakage under pressure. M2Al provides an ideal blend of extreme toughness without a kind of "micro-flexibility" not found in standard cobalt blends.

Annular Cutter Selection Chart. Match the Best Cutter for your Application

SPECIFICATIONS	SST™ Core Cut/Drillco HSS	Icecut™	Nitro™ Cobalt	Carbide (WALTER/Drillco)
Diameter Range	1/2" - 4"	1/2" - 2-3/8"	7/16" - 2-1/4"	1/2" - 4"
Drilling Depth	1", 2", 3" and 4"	Up to 4" depth cutters on selected items	1", 2" and 3"	1-1/2", 2", 3", 4"
Shank Size	3/4" and 1-1/4"	3/4"	3/4"	3/4", 1-1/4"
Shank Type	Universal & Weldon shank with 2 flats	Universal & Weldon shank with 2 flats	Weldon shank	Universal & Weldon shank with 2 flats*
MATERIAL				
Mild Steel (3 to 25 HRC)	✓	✓	✓	✓
Harder Steel (26 to 45 HRC)	✓	✓	✓	✓
Stainless Steel (300 and 400 series)	✓	✓	✓	✓
Cast Iron	—	✓	✓	✓
Aluminum	✓	✓	✓	✓
Brass and Bronze	✓	✓	✓	✓
Hardox / Scandia	—	—	✓	✓
Rough / Uneven material	—	—	✓	✓
Railroad Track	—	—	✓	✓
CHARACTERISTICS				
Cutting Speed	Fast	Very Fast	Very Fast	Extra Fast
Cutter Life	Long	Very Long	Very Long	Extra Long

✓ Highly Recommended
 ✓ Recommended

*Metric line available

HIGH SPEED STEEL ANNULAR CUTTERS



Produce large diameter holes efficiently and quickly with less energy

Rather than drilling out the metal with a solid drill, Drillco cutters remove only the periphery of the hole, ejecting a slug at the end of the cut.

- ▷ For a wide range of materials
- ▷ Up to 4" diameter and 4" depth of cut
- ▷ Weldon Shank



9100SE SERIES HIGH SPEED STEEL 1" Depth of Cut Fractional



9200SE SERIES HIGH SPEED STEEL 2" Depth of Cut Fractional



3/4" SHANK		
Size	HSS 9100SE Order No.	HSS 9100SE WITH PINS
7/16"	91SE128	91SE128K
1/2"	91SE132	91SE132K
9/16"	91SE136	91SE136K
5/8"	91SE140	91SE140K
11/16"	91SE144	91SE144K
3/4"	91SE148	91SE148K
13/16"	91SE152	91SE152K
7/8"	91SE156	91SE156K
15/16"	91SE160	91SE160K
1"	91SE164	91SE164K
1-1/16"	91SE204	91SE204K
1-1/8"	91SE208	91SE208K
1-3/16"	91SE212	91SE212K
1-1/4"	91SE216	91SE216K
1-5/16"	91SE220	91SE220K
1-3/8"	91SE224	91SE224K
1-7/16"	91SE228	91SE228K
1-1/2"	91SE232	91SE232K
1-9/16"	91SE236	-
1-5/8"	91SE240	-
1-11/16"	91SE244	-
1-3/4"	91SE248	-
1-13/16"	91SE252	-
1-7/8"	91SE256	-
1-15/16"	91SE260	-
2"	91SE264	-
2-1/16"	91SE304	-
2-1/8"	91SE308	-
2-3/16"	91SE312	-
2-1/4"	91SE316	-
2-5/16"	91SE320	-
2-3/8"	91SE324	-
2-7/16"	91SE328	-
2-1/2"	91SE332	-
2-9/16"	91SE336	-
2-5/8"	91SE340	-
2-11/16"	91SE344	-
2-3/4"	91SE348	-
2-13/16"	91SE352	-
2-7/8"	91SE356	-
2-15/16"	91SE360	-
3"	91SE364	-

1-1/4" SHANK	
Size	HSS 9100SE Order No.
3-1/16"	91SE404
3-1/8"	91SE408
3-3/16"	91SE412
3-1/4"	91SE416
3-5/16"	91SE420
3-3/8"	91SE424
3-7/16"	91SE428
3-1/2"	91SE432
3-9/16"	91SE436
3-5/8"	91SE440
3-11/16"	91SE444
3-3/4"	91SE448
3-13/16"	91SE452
3-7/8"	91SE456
3-15/16"	91SE460
4"	91SE464

HSS & Cobalt Annular Cutter Pilot Pins	
Description	Order No.
1" depth of cut pilot pin for 1/2" - 2-1/4"	91SE001
1" depth of cut pilot pin for 7/16"	91SE002
1" depth of cut pilot pin for 2-5/16" & larger sizes	91SE003



91SE7S

3/4" SHANK		
Size	HSS 9200SE Order No.	HSS 9200SE WITH PINS
7/16"	92SE128	92SE128K
1/2"	92SE132	92SE132K
9/16"	92SE136	92SE136K
5/8"	92SE140	92SE140K
11/16"	92SE144	92SE144K
3/4"	92SE148	92SE148K
13/16"	92SE152	92SE152K
7/8"	92SE156	92SE156K
15/16"	92SE160	92SE160K
1"	92SE164	92SE164K
1-1/16"	92SE204	92SE204K
1-1/8"	92SE208	92SE208K
1-3/16"	92SE212	92SE212K
1-1/4"	92SE216	92SE216K
1-5/16"	92SE220	92SE220K
1-3/8"	92SE224	92SE224K
1-7/16"	92SE228	92SE228K
1-1/2"	92SE232	92SE232K
1-9/16"	92SE236	-
1-5/8"	92SE240	-
1-11/16"	92SE244	-
1-3/4"	92SE248	-
1-13/16"	92SE252	-
1-7/8"	92SE256	-
1-15/16"	92SE260	-
2"	92SE264	-
2-1/16"	92SE304	-
2-1/8"	92SE308	-
2-3/16"	92SE312	-
2-1/4"	92SE316	-
2-5/16"	92SE320	-
2-3/8"	92SE324	-
2-7/16"	92SE328	-
2-1/2"	92SE332	-
2-9/16"	92SE336	-
2-5/8"	92SE340	-
2-11/16"	92SE344	-
2-3/4"	92SE348	-
2-13/16"	92SE352	-
2-7/8"	92SE356	-
2-15/16"	92SE360	-
3"	92SE364	-

1-1/4" SHANK	
Size	9200SE Order No.
3-1/16"	92SE404
3-1/8"	92SE408
3-3/16"	92SE412
3-1/4"	92SE416
3-5/16"	92SE420
3-3/8"	92SE424
3-7/16"	92SE428
3-1/2"	92SE432
3-9/16"	92SE436
3-5/8"	92SE440
3-11/16"	92SE444
3-3/4"	92SE448
3-13/16"	92SE452
3-7/8"	92SE456
3-15/16"	92SE460
4"	92SE464

HSS & Cobalt Annular Cutter Pilot Pins	
Description	Order No.
2" depth of cut pilot pin for 1/2" - 2-1/4"	92SE001
2" depth of cut pilot pin for 7/16" only	92SE002
2" depth of cut pilot pin for 2-5/16" & larger sizes	92SE003

9300SE SERIES
HIGH SPEED STEEL
3" Depth of Cut
Fractional



3/4" SHANK	
Size	HSS 9300SE Order No.
3/4"	93SE148
13/16"	93SE152
7/8"	93SE156
15/16"	93SE160
1"	93SE164
1-1/16"	93SE204
1-1/8"	93SE208
1-3/16"	93SE212
1-1/4"	93SE216
1-5/16"	93SE220
1-3/8"	93SE224
1-7/16"	93SE228
1-1/2"	93SE232
1-9/16"	93SE236
1-5/8"	93SE240
1-11/16"	93SE244
1-3/4"	93SE248
1-13/16"	93SE252
1-7/8"	93SE256
1-15/16"	93SE260
2"	93SE264
2-1/16"	93SE304
2-1/8"	93SE308
2-3/16"	93SE312
2-1/4"	93SE316
2-5/16"	93SE320
2-3/8"	93SE324
2-7/16"	93SE328
2-1/2"	93SE332
2-9/16"	93SE336
2-5/8"	93SE340
2-11/16"	93SE344
2-3/4"	93SE348
2-13/16"	93SE352
2-7/8"	93SE356
2-15/16"	93SE360
3"	93SE364

1-1/4" SHANK	
Size	9300SE Order No.
3-1/16"	93SE404
3-1/8"	93SE408
3-3/16"	93SE412
3-1/4"	93SE416
3-5/16"	93SE420
3-3/8"	93SE424
3-7/16"	93SE428
3-1/2"	93SE432
3-9/16"	93SE436
3-5/8"	93SE440
3-11/16"	93SE444
3-3/4"	93SE448
3-13/16"	93SE452
3-7/8"	93SE456
3-15/16"	93SE460
4"	93SE464

Annular Cutter Pilot Pin	
Description	Order No.
3" depth of cut pilot pin for 2-5/16" & larger sizes	93SE003

Annular Cutter Pilot Pin	
Description	Order No.
3" depth of cut pilot pin for 1/2" - 2-1/4"	93SE001



9400SE SERIES
HIGH SPEED STEEL
4" Depth of Cut
Fractional



3/4" SHANK	
Size	9400SE Order No.
3/4"	94SE148
13/16"	94SE152
7/8"	94SE156
15/16"	94SE160
1"	94SE164
1-1/16"	94SE204
1-1/8"	94SE208
1-3/16"	94SE212
1-1/4"	94SE216
1-5/16"	94SE220
1-3/8"	94SE224
1-7/16"	94SE228
1-1/2"	94SE232
1-9/16"	94SE236
1-5/8"	94SE240
1-11/16"	94SE244
1-3/4"	94SE248
1-13/16"	94SE252
1-7/8"	94SE256
1-15/16"	94SE260
2"	94SE264
2-1/16"	94SE304
2-1/8"	94SE308
2-3/16"	94SE312
2-1/4"	94SE316
2-5/16"	94SE320
2-3/8"	94SE324
2-7/16"	94SE328
2-1/2"	94SE332
2-9/16"	94SE336
2-5/8"	94SE340
2-11/16"	94SE344
2-3/4"	94SE348
2-13/16"	94SE352
2-7/8"	94SE356
2-15/16"	94SE360
3"	94SE364

1-1/4" SHANK	
Size	9400SE Order No.
3-1/16"	94SE404
3-1/8"	94SE408
3-3/16"	94SE412
3-1/4"	94SE416
3-5/16"	94SE420
3-3/8"	94SE424
3-7/16"	94SE428
3-1/2"	94SE432
3-9/16"	94SE436
3-5/8"	94SE440
3-11/16"	94SE444
3-3/4"	94SE448
3-13/16"	94SE452
3-7/8"	94SE456
3-15/16"	94SE460
4"	94SE464

Annular Cutter Pilot Pin	
Description	Order No.
4" depth of cut pilot pin for 1/2" thru 1-7/16" sizes	94SE001
4" depth of cut pilot pin for 1-1/2" and larger sizes	94SE003



Annular Cutters 32.pc Fractional Sizes display			
Material	Series	Includes	Item Number
Nitro® (Cobalt)	9100N & 9200N	1 each of the following: 1/2, 5/8, 11/16, 3/4,	912N32D
High Speed Steel	9100SE & 9200SE	13/16, 7/8, 15/16, 1, 1-1/16, 1-1/8, and 6 pins	912SE32D
Carbide Tipped	9100CT & 9200CT	1 each of the following: 9/16, 5/8, 11/16, 3/4, 13/16, 7/8, 15/16, 1, 1-1/16, 1-1/8, and 6 pins	912CT32D



05 HIGH SPEED STEEL SST™ CORE CUT ANNULAR CUTTERS

SST

05-A / 05-E Series

HIGH SPEED STEEL

1", 2" & 3" Depth of Cut
Fractional

Guaranteed to outperform all uncoated cutters

Super Speed Tip (SST) Core Cutters are made with state-of-the-art surface treatment technology that removes porosity during the fabrication process. This creates a perfectly smooth finish which allows for a better evacuation of material while cutting. It also helps to improve product life and reduce cutting time as it decreases friction with the work surface, which in turn reduces the amount of heat generated.

- ▷ Cuts faster
- ▷ Lasts longer
- ▷ Universal shank
- ▷ Exclusive SST surface treatment
- ▷ Multiple tooth design



Diameter		Std pkg	Weldon Shank			Universal Shank		
Inches	mm		1" cutters	2" cutters	3" cutters	1" cutters	2" cutters	
Use with pilot pin			Order No.	Order No.	Order No.	Order No.	Order No.	
7/16"	11.1	1	05-Z 001	05-Z 002	05-Z 018	05-E 007*	05-Z 002	
							*Use with pilot pin 05-Z 029	
1/2"	12.7	1	05-A 008	05-A 308		05-E 008	05-E 308	
9/16"	14.3	1	05-A 009	05-A 309		05-E 009	05-E 309	
5/8"	15.9	1	05-A 010	05-A 310		05-E 010	05-E 310	
11/16"	17.5	1	05-A 011	05-A 311	05-A 611	05-E 011	05-E 311	
3/4"	19.0	1	05-A 012	05-A 312		05-E 012	05-E 312	
13/16"	20.6	1	05-A 013	05-A 313	05-A 613	05-E 013	05-E 313	
7/8"	22.2	1	05-A 014	05-A 314		05-E 014	05-E 314	
15/16"	23.8	1	05-A 015	05-A 315	05-A 615	05-E 015	05-E 315	
1"	25.4	1	05-A 100	05-A 400		05-E 100	05-E 400	
1-1/16"	27.0	1	05-A 101	05-A 401	05-A 701	05-E 101	05-E 401	
1-1/8"	28.6	1	05-A 102	05-A 402		05-E 102	05-E 402	
1-3/16"	30.2	1	05-A 103	05-A 403		05-E 103	05-E 403	
1-1/4"	31.8	1	05-A 104	05-A 404		05-E 104	05-E 404	
1-5/16"	33.3	1	05-A 105	05-A 405		05-E 105	05-E 405	
1-3/8"	34.9	1	05-A 106	05-A 406		05-E 106	05-E 406	
1-7/16"	36.5	1	05-A 107	05-A 407		05-E 107	05-E 407	
1-1/2"	38.1	1	05-A 108	05-A 408		05-E 108	05-E 408	
1-9/16"	39.7	1	05-A 109	05-A 409			05-E 409	
1-5/8"	41.3	1	05-A 110	05-A 410				
1-3/4"	44.5	1	05-A 112	05-A 412				
1-13/16"	46.0	1	05-A 113	05-A 413				
1 7/8"	47.6	1	05-A 114	05-A 414				
1-15/16"	49.2	1	05-A 115	05-A 415				
2"	51.0	1	05-A 200	05-A 500				
2-1/16"	52.4	1	05-A 201	05-A 501				
2-1/8"	54.0	1	05-A 202	05-A 502				
2-3/16"	55.6	1	—	05-A 503				
2-1/4"	57.2	1		05-A 504				
2-5/16"	58.7	1		05-A 505				
2-3/8"	60.3	1		05-A 506				

Other sizes are available upon special request. Please speak with your WALTER sales representative.



SST Core Cut Kits	
Material	
Special bronze SST surface treatment Weldon shank	
Includes	
1 of each diameter: 9/16", 11/16", 13/16", 15/16", 1", 1-1/16" and pilot pin"	
Depth of Cut	Item Number
1" annular cutter kit	05-A 991
2" annular cutter kit	05-A 992

COATED HIGH SPEED STEEL ICECUT™ ANNULAR CORE CUTTERS

05-B / 05-F Series

COATED HIGH SPEED STEEL

1", 2", 3" & 4" Depth of Cut
Fractional

Guaranteed to cut more holes in less time!

ICECUT™ annular cutters are coated with an exclusive mixture of chromium and aluminum (AlCrN) and are designed to be used where lubricants are not permitted or problematic to apply. This technology outperforms any annular core cutters coated with Titanium Nitride (TiN) or Titanium Aluminum Nitride (TiAlN). By incorporating a chromium aluminum blend into the coating, WALTER ICECUT™ annular cutters generate less heat and can withstand temperatures at least 200°C higher than conventional TiAlN cutters. This exclusive coating makes the ICECUT™ more resistant to higher stress under load and impact.

- ▷ Well-known quality and durability
- ▷ Lasts longer than uncoated core cutters
- ▷ Exclusive ICECUT™ AlCrN coating
- ▷ Fully ground extra large flutes
- ▷ Packaged in reusable plastic packaging



ICECUT™ Core Cut Kits

Material

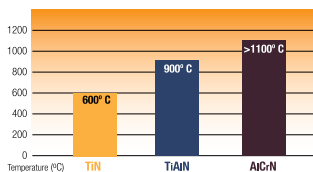
Exclusive ICECUT™ surface coating
Weldon shank

Includes

1 of each diameter:
9/16", 11/16", 13/16", 15/16", 1",
1-1/16" and pilot pin

Depth of Cut	Item Number
1" annular cutter kit	05-B 991
2" annular cutter kit	05-B 992

Maximum temperature before deformation



Diameter		Std pkg	Weldon Shank				Universal Shank	
Inches	mm		1" cutters	2" cutters	3" cutters	4" cutters	1" cutters	2" cutters
Use with pilot pin			Order No.	Order No.	Order No.	Order No.	Order No.	Order No.
7/16"	11.1	1	05-Z 001	05-Z 002	05-Z 018 05-Z 032	05-Z 031 05-Z 033	05-Z 001	05-Z 002
1/2"	12.7	1					05-F 007* *Use with pilot pin 05-Z 029	05-F 307* *Use with pilot pin 05-Z 030
9/16"	14.3	1	05-B 008	05-B 308			05-F 008	05-F 308
5/8"	15.9	1	05-B 009	05-B 309			05-F 009	05-F 309
11/16"	17.5	1	05-B 010	05-B 310			05-F 010	05-F 310
3/4"	19.0	1	05-B 011	05-B 311	05-B 611	05-B 811	05-F 011	05-F 311
13/16"	20.6	1	05-B 012	05-B 312			05-F 012	05-F 312
7/8"	22.2	1	05-B 013	05-B 313	05-B 613	05-B 813	05-F 013	05-F 313
15/16"	23.8	1	05-B 014	05-B 314			05-F 014	05-F 314
1"	25.4	1	05-B 015	05-B 315	05-B 615	05-B 815	05-F 015	05-F 315
1-1/16"	27.0	1	05-B 100	05-B 400			05-F 100	05-F 400
1-1/8"	28.6	1	05-B 101	05-B 401	05-B 701	05-B 901	05-F 101	05-F 401
1-3/16"	30.2	1	05-B 102	05-B 402			05-F 102	05-F 402
1-1/4"	31.8	1	05-B 103	05-B 403			05-F 103	05-F 403
1-5/16"	33.3	1	05-B 104	05-B 404			05-F 104	05-F 404
1-3/8"	34.9	1	05-B 105	05-B 405			05-F 105	05-F 405
1-7/16"	36.5	1	05-B 106	05-B 406			05-F 106	05-F 406
1-1/2"	38.1	1	05-B 107	05-B 407			05-F 107	05-F 407
1-9/16"	39.7	1	05-B 108	05-B 408			05-F 108	05-F 408
1-5/8"	41.3	1	05-B 109	05-B 409				
1-3/4"	44.5	1	05-B 110	05-B 410				
1-13/16"	46.0	1	05-B 112	05-B 412				
1-7/8"	47.6	1	05-B 113	05-B 413				
1-15/16"	49.2	1	05-B 114	05-B 414				
2"	51.0	1	05-B 115	05-B 415				
2-1/16"	52.4	1	05-B 200	05-B 500				
2-1/8"	54.0	1	05-B 201	05-B 501				
2-3/16"	55.6	1	05-B 202	05-B 502				
2-1/4"	57.2	1		05-B 503				
2-5/16"	58.7	1		05-B 504				
2-3/8"	60.3	1		05-B 505				
				05-B 506				

Other sizes are available upon special request. Please speak with your WALTER sales representative.

COBALT ANNULAR CUTTERS

Offer even better performance over the standard High Speed Steel ranges

- ▷ Cobalt substrate helps deflect heat, allowing for faster speeds and feeds than HSS annular cutters
- ▷ Suitable for more demanding applications, such as stainless steel and titanium
- ▷ Bronze surface treatment for added lubricity

9100N SERIES

COBALT

1" Depth of Cut
Fractional



3/4" SHANK	
Size	Nitro® 9100N Order No.
7/16"	91N128
1/2"	91N132
9/16"	91N136
5/8"	91N140
11/16"	91N144
3/4"	91N148
13/16"	91N152
7/8"	91N156
15/16"	91N160
1"	91N164
1-1/16"	91N204
1-1/8"	91N208
1-3/16"	91N212
1-1/4"	91N216
1-5/16"	91N220
1-3/8"	91N224
1-7/16"	91N228
1-1/2"	91N232
1-9/16"	91N236
1-5/8"	91N240
1-11/16"	91N244
1-3/4"	91N248
1-13/16"	91N252
1-7/8"	91N256
1-15/16"	91N260
2"	91N264
2-1/16"	91N304
2-1/8"	91N308
2-3/16"	91N312
2-1/4"	91N316



3/4" SHANK	
Size	Nitro® 9100N Order No.
2-5/16"	91N320
2-3/8"	91N324
2-7/16"	91N328
2-1/2"	91N332

HSS & Cobalt Annular Cutter Pilot Pins	
Description	Order No.
1" depth of cut pilot pin for 1/2" – 2-1/4"	91SE001
1" depth of cut pilot pin for 7/16"	91SE002
1" depth of cut pilot pin for 2-5/16" & larger sizes	91SE003

9200N SERIES

COBALT

2" Depth of Cut
Fractional



3/4" SHANK	
Size	Nitro® 9200N Order No.
7/16"	92N128
1/2"	92N132
9/16"	92N136
5/8"	92N140
11/16"	92N144
3/4"	92N148
13/16"	92N152
7/8"	92N156
15/16"	92N160
1"	92N164
1-1/16"	92N204
1-1/8"	92N208
1-3/16"	92N212
1-1/4"	92N216
1-5/16"	92N220
1-3/8"	92N224
1-7/16"	92N228
1-1/2"	92N232
1-9/16"	92N236
1-5/8"	92N240
1-11/16"	92N244
1-3/4"	92N248
1-13/16"	92N252
1-7/8"	92N256
1-15/16"	92N260
2"	92N264
2-1/16"	92N304
2-1/8"	92N308
2-3/16"	92N312
2-1/4"	92N316

HSS & Cobalt Annular Cutter Pilot Pins	
Description	Order No.
2" depth of cut pilot pin for 1/2" – 2-1/4"	92SE001
2" depth of cut pilot pin for 7/16"	92SE002
2" depth of cut pilot pin for 2-5/16" & larger sizes	92SE003

9300N SERIES

COBALT

3" Depth of Cut
Fractional



3/4" SHANK	
Size	Nitro® 9300N Order No.
3/4"	93N148
13/16"	93N152
7/8"	93N156
15/16"	93N160
1"	93N164
1-1/16"	93N204
1-1/8"	93N208
1-3/16"	93N212
1-1/4"	93N216
1-5/16"	93N220
1-3/8"	93N224
1-7/16"	93N228
1-1/2"	93N232
1-9/16"	93N236
1-5/8"	93N240
1-11/16"	93N244
1-3/4"	93N248
1-13/16"	93N252
1-7/8"	93N256
1-15/16"	93N260
2"	93N264
2-1/16"	93N304
2-1/8"	93N308
2-3/16"	93N312
2-1/4"	93N316

Annular Cutter Pilot Pin	
Description	Order No.
3" depth of cut pilot pin	93SE001

CARBIDE TIPPED ANNULAR CUTTERS

Maximize the performance of any Magnetic Drill Machine

- ▷ Deliver reamer-quality, burr free holes in a fraction of the time of a twist drill
- ▷ Eliminates the need for costly pilot holes & step drilling
- ▷ Larger diameters and depths available by special order

9100CT SERIES CARBIDE TIPPED 1-3/8" Depth of Cut Fractional



3/4" SHANK	
Size	Carbide Tip 9100CT Order No.
7/16"	-
1/2"	-
9/16"	91CT136
5/8"	91CT140
11/16"	91CT144
3/4"	91CT148
13/16"	91CT152
7/8"	91CT156
15/16"	91CT160
1"	91CT164
1-1/16"	91CT204
1-1/8"	91CT208
1-3/16"	91CT212
1-1/4"	91CT216
1-5/16"	91CT220
1-3/8"	91CT224

Annular Cutter Pilot Pin	
Description	Order No.
1-3/8" depth of cut pilot pin for 3/4" and above	91CT001
1-3/8" depth of cut pilot pin for 9/16" - 11/16"	91CT002



9200CT SERIES CARBIDE TIPPED 2" Depth of Cut Fractional



3/4" SHANK	
Size	Carbide Tip 9200CT Order No.
7/16"	-
1/2"	-
9/16"	92CT136
5/8"	92CT140
11/16"	92CT144
3/4"	92CT148
13/16"	92CT152
7/8"	92CT156
15/16"	92CT160
1"	92CT164
1-1/16"	92CT204
1-1/8"	92CT208
1-3/16"	92CT212
1-1/4"	92CT216
1-5/16"	92CT220
1-3/8"	92CT224
1-7/16"	92CT228
1-1/2"	92CT232
1-9/16"	92CT236
1-5/8"	92CT240
1-11/16"	92CT244
1-3/4"	92CT248
1-13/16"	92CT252
1-7/8"	92CT256
1-15/16"	92CT260
2"	92CT264
2-1/16"	-
2-1/8"	92CT308
2-3/16"	-
2-1/4"	92CT316
2-3/8"	92CT324

Annular Cutter Pilot Pin	
Description	Order No.
2" depth of cut pilot pin for 3/4" and above	92CT001
2" depth of cut pilot pin for 9/16" - 11/16"	92CT002



912SE32D



Material	Series	Includes	Order No.
32 pc. Fractional Sizes Display			
Nitro® (Cobalt)	9100N & 9200N	1 each of the following: 1/2, 5/8, 11/16, 3/4, 13/16, 7/8, 15/16, 1, 1-1/16, 1-1/8, and 6 pins.	912N32D
Carbide Tipped*	9100CT & 9200CT	1 each of the following: 9/16, 5/8, 11/16, 3/4, 13/16, 7/8, 15/16, 1, 1-1/16, 1-1/8, and 6 pins.	912CT32D
High Speed Steel	9100SE & 9200SE	1 each of the following: 1/2, 5/8, 11/16, 3/4, 13/16, 7/8, 15/16, 1, 1-1/16, 1-1/8, and 6 pins.	912SE32D



91SE7S

Material	Series	Includes	Order No.
Annular Cutter Sets, 7 pc.			
Nitro® (Cobalt)	9100N	9/16, 5/8, 11/16, 3/4, 13/16, 15/16, and 1 pin.	91N7S
High Speed Steel	9100SE	9/16, 5/8, 11/16, 3/4, 13/16, 15/16, and 1 pin.	91SE7S

*also available with WALTER 05E annular cutters series

CARBIDE TIPPED ANNULAR CUTTERS

05-D / 05-F / 05-H SERIES

CARBIDE TIPPED

1 1/2", 2", 3" & 4" Depth of Cut
Fractional

Top performance and maximum productivity on hard metals and uneven surfaces!

WALTER Carbide Core Cut annular cutters accurately drill large diameter holes in a variety of hard or abrasive materials such as stainless steel, cast iron, tough alloys or composite materials. They outperform and outlast conventional HSS cutters and allow for higher speed and feed rates while requiring less effort to cut through some of the industry's toughest metals.

3/4" Weldon Shank							
Diameter	1 1/2" cutters	2" cutters	3" cutters	4" cutters	Diameter	30 mm	55 mm
Inches	Order No.	Order No.	Order No.	Order No.	mm	Order No.	Order No.
Use with pilot pin	05-Z 019	05-Z 021	05-Z 018	05-Z 031		05-Z 019	05-Z 021
1/2"	05-D 008	05-D 308			12 mm	05-F 112	05-F 212
9/16"	05-D 009	05-D 309			13 mm	05-F 113	05-F 213
5/8"	05-D 010	05-D 310			14 mm	05-F 114	05-F 214
11/16"	05-D 011	05-D 311			15 mm	05-F 115	05-F 215
					16 mm	05-F 116	05-F 216
					17 mm	05-F 117	05-F 217
Use with pilot pin	05-Z 020	05-Z 022	05-Z 032	05-Z 033		05-Z 020	05-Z 022
3/4"	05-D 012	05-D 312		05-D 812	18 mm	05-F 118	05-F 218
13/16"	05-D 013	05-D 313	05-D 613	05-D 813	19 mm	05-F 119	05-F 219
7/8"	05-D 014	05-D 314			20 mm	05-F 120	05-F 220
15/16"	05-D 015	05-D 315	05-D 615	05-D 815	21 mm	05-F 121	05-F 221
1"	05-D 100	05-D 400	05-D 700	05-D 900	22 mm	05-F 122	05-F 222
1-1/16"	05-D 101	05-D 401	05-D 701	05-D 901	23 mm	05-F 123	05-F 223
1-1/8"	05-D 102	05-D 402			24 mm	05-F 124	05-F 224
1-3/16"	05-D 103	05-D 403			25 mm	05-F 125	05-F 225
1-1/4"	05-D 104	05-D 404			26 mm	05-F 126	05-F 226
1-5/16"	05-D 105	05-D 405			27 mm	05-F 127	05-F 227
1-3/8"	05-D 106	05-D 406			28 mm	05-F 128	05-F 228
1-7/16"	05-D 107	05-D 407			29 mm	05-F 129	05-F 229
1-1/2"	05-D 108	05-D 408			30 mm	05-F 130	05-F 230
1-9/16"	05-D 109	05-D 409			31 mm	05-F 131	05-F 231
1-5/8"	05-D 110	05-D 410			32 mm	05-F 132	05-F 232
1-3/4"	05-D 112	05-D 412			33 mm	05-F 133	05-F 233
1-13/16"	05-D 113	05-D 413			34 mm	05-F 134	05-F 234
1-7/8"	05-D 114	05-D 414			35 mm	05-F 135	05-F 235
1-15/16"	05-D 115	05-D 415			36 mm	05-F 136	05-F 236
2"	05-D 200	05-D 500	05-D 716	05-D 916	37 mm	05-F 137	05-F 237
2-1/16"	05-D 201	05-D 501			38 mm	05-F 138	05-F 238
2-1/8"	05-D 202	05-D 502			39 mm	05-F 139	05-F 239
2-3/16"		05-D 503			40 mm	05-F 140	05-F 240
2-1/4"		05-D 504	05-D 720	05-D 920	41 mm	05-F 141	05-F 241
2-5/16"		05-D 505			42 mm	05-F 142	05-F 242
2-3/8"		05-D 506			43 mm	05-F 143	05-F 243
					44 mm	05-F 144	05-F 244
					45 mm	05-F 145	05-F 245
					46 mm	05-F 146	05-F 246
					47 mm	05-F 147	05-F 247
					48 mm	05-F 148	05-F 248
					49 mm	05-F 149	05-F 249
					50 mm	05-F 150	05-F 250
					51 mm	05-F 151	05-F 251

1-1/4" Weldon Shank				
Use with pilot pin	05-Z 019	05-Z 034	05-Z 035	05-Z 036
2-7/16"		05-D 507		
2-1/2"		05-D 508	05-D 724	05-D 924
2-9/16"		05-D 509	05-D 725	05-D 925
2-5/8"		05-D 510		
2-3/4"		05-D 512	05-D 728	05-D 928
2-7/8"		05-D 514		
3"		05-D 532	05-D 732	05-D 932
3-1/4"		05-D 536	05-D 736	05-D 936
3-1/2"		05-D 540	05-D 740	
3-3/4"		05-D 544	05-D 744	
4"		05-D 548	05-D 748	

Universal Shank		
Dia.	1" cutters	2" cutters
Inches	Order No.	Order No.
Use with pilot pin	05-Z 027	05-Z 021
1/2"	05-H 008	05-H 308
9/16"	05-H 009	05-H 309
5/8"	05-H 010	05-H 310
11/16"	05-H 011	05-H 311
Use with pilot pin	05-Z 028	05-Z 022
3/4"	05-H 012	05-H 312
13/16"	05-H 013	05-H 313
7/8"	05-H 014	05-H 314
15/16"	05-H 015	05-H 315
1"	05-H 100	05-H 400
1-1/16"	05-H 101	05-H 401
1-11/8"	05-H 102	05-H 402
1-13/16"	05-H 103	05-H 403
1-11/4"	05-H 104	05-H 404
1-15/16"	05-H 105	05-H 405
1-13/8"	05-H 106	05-H 406
1-17/16"	05-H 107	05-H 407
1-1/2"	05-H 108	05-H 408



Carbide Core Cut Kits

Material

Highest quality TCT for premium performance
Weldon shank

Includes

1 of each diameter:
9/16", 11/16", 13/16", 15/16", 1",
1-1/16" and pilot pin

Depth of Cut	Item Number
1-3/8" annular cutter kit	05-D 991
2" annular cutter kit	05-D 992

ANNULAR CUTTERS ACCESSORIES



PILOT PINS

Precisely position annular cutters over drilling spot and eject slug after drilling is completed. All WALTER pilot pins are hardened and precision ground to provide the longest life in the industry.



Cutter family	Diameter	Max. drilling depth	Order No.	Std. Pkg.	Std. Ctn.
For use with these cutters					
SST Core Cut and ICECUT™	1/2" – 2 3/8" dia.	1"	05-Z 001	1	10
SST Core Cut and ICECUT™	1/2" – 2 3/8" dia.	2"	05-Z 002	1	10
SST Core Cut and ICECUT™	13/16" – 1 1/16" dia.	3"	05-Z 018	1	10
SST Core Cut and ICECUT™	11/16" – 2" dia.	4"	05-Z 031	1	10
SST Core Cut and ICECUT™	7/16" dia.	1"	05-Z 029	1	10
SST Core Cut and ICECUT™	7/16" dia.	2"	05-Z 030	1	10
2-piece, SST and ICECUT™	11/16" – 2" dia.	3"	05-Z 032	1	10
2-piece, SST and ICECUT™	11/16" – 2" dia.	4"	05-Z 033	1	10
For use with these cutters					
CARBIDE core cutters					
	1/2" – 11/16" dia.	1"	05-Z 027	1	10
	1/2" – 11/16" dia.	1 1/2"	05-Z 019	1	10
	1/2" – 11/16" dia.	2"	05-Z 021	1	10
	3/4" – 1 1/2" dia.	1"	05-Z 028	1	10
	3/4" – 2 3/8" dia.	1 1/2"	05-Z 020	1	10
	3/4" – 2 3/8" dia.	2"	05-Z 022	1	10
	2 7/16" – 4" dia.	2"	05-Z 034	1	10
	13/16" – 1 1/16" dia.	3"	05-Z 018	1	10
	2 7/16" – 4" dia.	3"	05-Z 035	1	10
	2 7/16" – 4" dia.	4"	05-Z 036	1	10



Morse taper shank adaptors with coolant inducer

For use of WALTER annular cutters on drilling units with a Morse taper spindle. Coolant inducer feeds coolant through the pilot pin to increase cutter life.

Morse taper	Order No.	Std. Pkg.	Std. Ctn.
No. 2	05-Z 012	1	10
No. 3	05-Z 013	1	10
No. 3 (with 1 1/4" Weldon)	05-Z 037	1	10
No. 3 Extra Length (with 1 1/4" Weldon)	05-Z 038	1	10



Morse taper shank adaptors without coolant inducer

For use of WALTER annular cutters on drilling units with a Morse taper spindle. Ideal for all drilling machines that are equipped with an external cooling source.

Morse taper	Order No.	Std. Pkg.	Std. Ctn.
No. 2	05-Z 010	1	10
No. 3	05-Z 011	1	10



Fein and Nitto adaptors

For use of WALTER annular cutters on all Fein and Nitto magnetic drills.

Drilling Unit	Order No.	Std. Pkg.	Std. Ctn.
Fein (Adaptor)	05-Z 014	1	10
Fein (Pilot Pin)	05-Z 016	1	10
Nitto (Adaptor)	05-Z 015	1	10
Nitto (Pilot Pin)	05-Z 017	1	10



Extension adaptors

Leverage an arbor adaptor with your WALTER core cutters to drill deeper holes. These durable arbor adaptors allow you to drill up to 4" for a fraction of the price of a full size core cutter.

Extension Length	Description	Order No.	Std. Pkg.	Std. Ctn.
1"	Adaptor	05-Z 023	1	10
	Pilot pin	05-Z 025	1	10
2"	Adaptor	05-Z 024	1	10
	Pilot pin	05-Z 026	1	10

ANNULAR CUTTERS ACCESSORIES

ADAPTERS

Description	EDP No.
Machine Accessories	
1/2" chuck to annular adapter	MA000
Annular Cutter Reduced & Morse Taper Shank Holders	
7/16" thru 2-1/4" Dia. x 1" LOC	RSA001
1/2" thru 2-1/4" Dia. x 2" LOC	RSA002
1/2" thru 2-1/4" Dia. x 3" LOC	RSA003
1/2" thru 2-1/4" Dia. x 4" LOC	RSA004
3/4" Shank Adapters w/ 3 Flats	
2-5/16" thru 4" Dia. x 1" LOC	RSA005
2-5/16" thru 4" Dia. x 2" LOC	RSA006
2-5/16" thru 4" Dia. x 3" LOC	RSA007
2-5/16" thru 4" Dia. x 4" LOC	RSA008
#2 Morse Taper Shank Adapters	
7/16" thru 2-1/4" Dia. x 1" & 2" LOC	MTA001
1/2" thru 2-1/4" Dia. x 3" & 4" LOC	MTA002
#3 Morse Taper Shank Adapters	
7/16" thru 2-1/4" Dia. x 1" & 2" LOC	MTA003
1/2" thru 2-1/4" Dia. x 3" & 4" LOC	MTA004
2-5/16" thru 4" Dia. x 1" & 2" LOC	MTA005
2-5/16" thru 4" Dia. x 3" & 4" LOC	MTA006
#4 Morse Taper Shank Adapters	
2-5/16" thru 4" Dia. x 1" & 2" LOC	MTA007
2-5/16" thru 4" Dia. x 3" & 4" LOC	MTA008



MA000



RSA002



MTA003



W WALTER
COOLCUT
This cutting lubricant can
be used to break down
any type of metal joint.
It is safe to use on all
types of metal joints.

Walter
Pneumatics

50

Feeds and Speeds for Annular Cutters

Material to Be Drilled	HSS Cutter	SST Cutter	ICECUT™ Cutter	Nitro® Cutter	CT Cutter
Cutting Speed In Feet/Min. (SFPM)					
Freecutting-Leaded	100	100	100	150	175
Up To 180 Brinell	80 to 110	80 to 110	80 to 110	130	165
A-36	80 to 110	80 to 110	80 to 110	130	165
180 To 285 Brinell	45 to 70	45 to 70	45 to 70	80	90
285 To 375 Brinell	30 to 45	30 to 45	30 to 45	55	60
Steel 375 & Up Brinell	15 to 25	15 to 25	15 to 25	35	40
Manganese (low)	15 to 20	15 to 20	15 to 20	25	30
Stainless-Freecutting	30 to 60	30 to 60	30 to 60	70	100
Stainless 304,316, 320 & Tougher	-	-	-	-	-
Inconel, Hastelloy	25 to 40	25 to 40	25 to 40	55	70
Inconel - X	20 to 25	20 to 25	20 to 25	35	45
Titanium	30 to 40	30 to 40	30 to 40	50	60
A-286	25 to 35	25 to 35	25 to 35	50	60

Material To Be Drilled	HSS Cutter	SST Cutter	ICECUT™ Cutter	Nitro® Cutter	CT Cutter
Cutting Speed In Feet/Min. (SFPM)					
Aluminum	150	150	150	250	450-600
Brass	Ordinary	150	150	250	250-550
	Leaded	200	200	300	300-600
Bronze	Ordinary	100	100	200	200-500
	Hi-tensile	70	70	100	100-200
Cast Iron	Soft	100	100	150	175
	Medium	80	80	90	100
	Hard	50	50	70	80
	Chilled	25	25	35	40
Copper	100	100	100	200	250
Magnesium	Up to 300	Up to 300	Up to 300	400	400-800
Malleable Iron	70	70	70	80	100-130
Monel	40	40	40	50	50

Cutter Dia.	Feed Ins./Rev.
Operating Feed*	
7/16" to 9/16"	.002 to .006
5/8" to 3/4"	.003 to .003
1-3/16" - 1-1/16"	.004 to .008
1-1/8" - 1-7/16"	.006 to .010
1-1/2" to 2"	.008 to .012
2" to 2-1/2"	.012 to .025

*Always commence operations at the lower end of RPM.

	DIAMETER																			
	7/16"	1/2"	9/16"	5/8"	11/16"	3/4"	13/16"	7/8"	15/16"	1"	1-1/8"	1-1/4"	1-3/8"	1-1/2"	1-5/8"	1-3/4"	2"	2-1/4"	2-1/2"	
CUTTING SPEEDS (SFPM)	10	87	76	68	61	56	51	47	44	41	38	34	31	28	25	24	22	19	17	15
	20	175	153	136	122	111	102	94	87	82	76	68	61	56	51	47	44	38	34	31
	30	262	229	204	183	167	153	141	131	122	115	102	92	83	76	71	65	57	51	46
	40	349	306	272	245	222	204	188	175	163	153	136	122	111	102	94	87	76	68	61
	50	437	382	339	306	278	255	235	218	204	191	170	153	140	127	118	109	95	85	76
	60	524	458	407	367	333	306	282	353	245	229	204	183	167	153	141	131	115	102	92
	70	611	535	475	428	389	357	329	306	285	267	238	214	194	178	165	153	134	119	107
	80	700	611	543	489	444	408	376	350	326	306	272	244	222	204	188	175	153	136	122
	90	786	688	611	550	500	458	426	393	367	344	306	275	250	229	212	196	172	153	138
	100	873	764	679	611	556	509	470	436	408	382	340	306	278	255	235	218	191	170	153
	120	1048	917	815	733	667	611	564	524	489	458	407	367	333	306	282	262	229	204	183
	140	1222	1070	950	856	778	713	658	611	571	535	475	428	390	356	329	306	267	238	214
	150	1310	1146	1018	917	833	764	705	655	611	573	509	458	417	382	353	327	286	255	229
	160	1397	1222	1086	978	889	815	752	698	652	611	543	490	444	407	376	350	306	272	244
	180	1572	1375	1222	1100	1000	917	846	786	734	688	611	550	500	458	423	393	344	306	275
	200	1747	1528	1358	1222	1111	1020	940	874	815	764	680	611	556	510	470	437	382	340	306
	220	1920	1681	1494	1345	1222	1121	1034	960	897	840	747	672	611	560	517	480	420	374	336
	240	2096	1833	1630	1467	1333	1222	1128	1048	978	917	815	733	667	611	564	524	458	407	367
	250	2183	1910	1697	1528	1389	1274	1175	1091	1020	955	850	764	694	637	588	546	477	424	382
	260	2270	1986	1765	1590	1444	1325	1221	1135	1060	993	883	795	722	662	611	568	497	441	397
280	2445	2140	1900	1712	1556	1426	1316	1222	1140	1070	950	856	778	713	658	611	535	475	428	
300	2620	2292	2037	1834	1667	1528	1410	1310	1222	1146	1020	917	833	7	705	655	573	510	458	

Speed and Feed Formulas

SPEED OF CUTTER IN SURFACE FEET PER MINUTE (SFM)
SFM = D x .26 x RPM

REVOLUTIONS PER MINUTE (RPM)
RPM = SFM x 3.82 divided by Dia.

FEED IN INCHES PER MINUTE (IPM) OR (F)
F = f x T x RPM

TECHNICAL INFORMATION

Recommended Cutting Speed for CARBIDE CORE CUT Annular Cutter (RPM)

Diameter		Mild Steel	Steel	Steel	Steel	Steel	Stainless Steel	Aluminium
mm	Inch	500N/mm ²	750N/mm ²	900N/mm ²	1200N/mm ²	1400N/mm ²		
11.1	7/16"	1147	1061	1003	860	717	573	2580
12.7	1/2"	1003	928	878	752	627	502	2257
14.3	9/16"	892	825	781	669	558	446	2007
15.9	5/8"	802	742	702	602	501	401	1805
17.5	11/16"	730	675	638	547	456	365	1642
19.1	3/4"	669	619	585	502	418	334	1505
20.6	13/16"	617	571	540	463	386	309	1389
22.2	7/8"	573	530	502	430	358	287	1290
23.8	15/16"	535	495	468	401	334	268	1204
25.4	1"	502	464	439	376	313	251	1128
27.0	1-1/16"	472	437	413	354	295	236	1062
28.6	1-1/8"	446	412	390	334	279	223	1003
30.2	1-3/16"	422	391	370	317	264	211	950
31.8	1-1/4"	401	371	351	301	251	201	903
33.3	1-5/16"	382	353	334	287	239	191	860
34.9	1-3/8"	365	337	319	274	228	182	821
36.5	1-7/16"	349	323	305	262	218	174	785
38.1	1-1/2"	334	309	293	251	209	167	752
39.7	1-9/16"	321	297	281	241	201	161	722
41.3	1-5/8"	309	285	270	231	193	154	694
42.9	1-11/16"	297	275	260	223	186	149	669
44.5	1-3/4"	287	265	251	215	179	143	645
46.0	1-13/16"	277	256	242	208	173	138	623
47.6	1-7/8"	267	247	234	201	167	134	602
49.2	1-15/16"	259	239	227	194	162	129	582
50.8	2"	251	232	219	188	157	125	564
52.4	2-1/16"	243	225	213	182	152	122	547
54.0	2-1/8"	236	218	207	177	148	118	531
55.6	2-3/16"	229	212	201	172	143	115	516
57.2	2-1/4"	223	206	195	167	139	111	502
58.7	2-5/16"	217	201	190	163	136	108	488
60.4	2-3/8"	211	195	185	158	132	106	475
61.9	2-7/16"	206	190	180	154	129	103	463
63.5	2-1/2"	201	186	176	150	125	100	451
65.1	2-9/16"	196	181	171	147	122	98	440
66.7	2-5/8"	191	177	167	143	119	96	430
68.3	2-11/16"	187	173	163	140	117	93	420
69.9	2-3/4"	182	169	160	137	114	91	410
71.4	2-13/16"	178	165	156	134	111	89	401
73.0	2-7/8"	174	161	153	131	109	87	393
74.6	2-15/16"	171	158	149	128	107	85	384
76.2	3"	167	155	146	125	104	84	376
77.8	3-1/16"	164	151	143	123	102	82	368
79.4	3-1/8"	160	148	140	120	100	80	361
81.0	3-3/16"	157	146	138	118	98	79	354
82.6	3-1/4"	154	143	135	116	96	77	347
84.1	3-5/16"	151	140	132	114	95	76	341
85.7	3-3/8"	149	137	130	111	93	74	334
87.3	3-7/16"	146	135	128	109	91	73	328
88.9	3-1/2"	143	133	125	107	90	72	322
90.5	3-9/16"	141	130	123	106	88	70	317
92.1	3-5/8"	138	128	121	104	86	69	311
93.7	3-11/16"	136	126	119	102	85	68	306
95.3	3-3/4"	134	124	117	100	84	67	301
96.8	3-13/16"	132	122	115	99	82	66	296
98.4	3-7/8"	129	120	113	97	81	65	291
100.0	3-15/16"	127	118	111	96	80	64	287
101.6	4"	125	116	110	94	78	63	282

TECHNICAL INFORMATION

Recommended Cutting Speed for SST™ CORE CUT and ICECUT™ Annular Cutter (RPM)

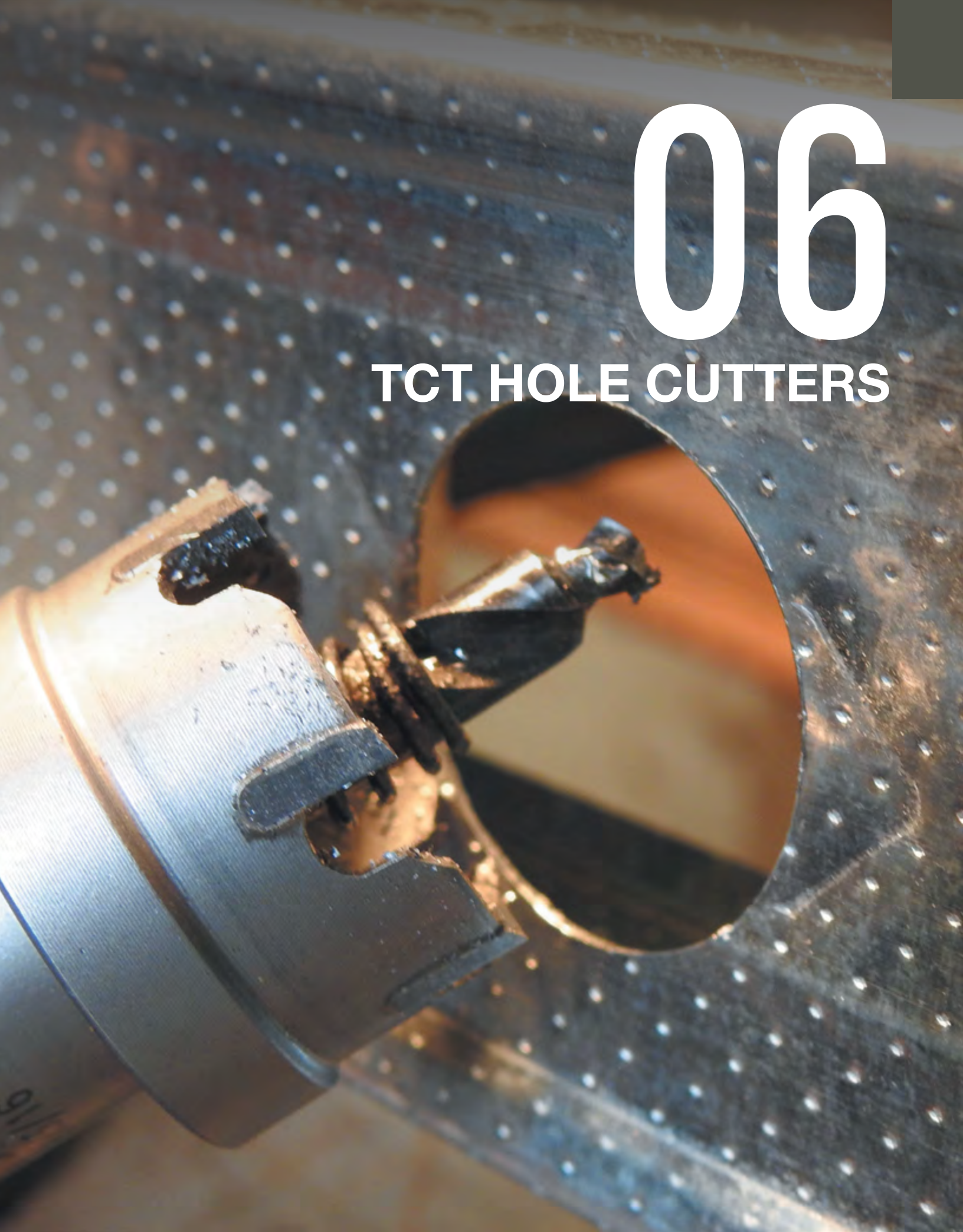
Diameter		Mild Steel	Steel	Steel	Steel	Steel	Stainless Steel	Aluminium
mm	Inch	500N/mm ²	750N/mm ²	900N/mm ²	1200N/mm ²	1400N/mm ²		
11.1	7/16"	717	573	373	287	201	344	1433
12.7	1/2"	627	502	326	251	176	301	1254
14.3	9/16"	558	446	290	223	156	268	1115
15.9	5/8"	501	401	261	201	140	241	1003
17.5	11/16"	456	365	237	182	128	219	912
19.1	3/4"	418	334	217	167	117	201	836
20.6	13/16"	386	309	201	154	108	185	771
22.2	7/8"	358	287	186	143	100	172	717
23.8	15/16"	334	268	174	134	94	161	669
25.4	1"	313	251	163	125	88	150	627
27.0	1-1/16"	295	236	153	118	83	142	590
28.6	1-1/8"	279	223	145	111	78	134	557
30.2	1-3/16"	264	211	137	106	74	127	528
31.8	1-1/4"	251	201	130	100	70	120	502
33.3	1-5/16"	239	191	124	96	67	115	478
34.9	1-3/8"	228	182	119	91	64	109	456
36.5	1-7/16"	218	174	113	87	61	105	436
38.1	1-1/2"	209	167	109	84	59	100	418
39.7	1-9/16"	201	161	104	80	56	96	401
41.3	1-5/8"	193	154	100	77	54	93	386
42.9	1-11/16"	186	149	97	74	52	89	372
44.5	1-3/4"	179	143	93	72	50	86	358
46.0	1-13/16"	173	138	90	69	48	83	346
47.6	1-7/8"	167	134	87	67	47	80	334
49.2	1-15/16"	162	129	84	65	45	78	324
50.8	2"	157	125	81	63	44	75	313
52.4	2-1/16"	152	122	79	61	43	73	304
54.0	2-1/8"	148	118	77	59	41	71	295
55.6	2-3/16"	143	115	75	57	40	69	287
57.2	2-1/4"	139	111	72	56	39	67	279
58.7	2-5/16"	136	108	70	54	38	65	271
60.4	2-3/8"	132	106	69	53	37	63	264

Recommended Feed for Annular Cutter

Material	Feed (mm/r)	Coolant (ml/min)
Steel 500N/mm ²	0.08-0.13	60-80
Steel 750N/mm ²	0.08-0.13	60-80
Steel 900N/mm ²	0.05-0.1	80-100
Steel 1200N/mm ²	0.05-0.1	80-100
Steel 1400N/mm ²	0.05-0.1	80-100
Stainless Steel	0.05-0.1	150-200
Aluminum	0.1-0.15	80-100

06

TCT HOLE CUTTERS



TCT HOLE CUTTERS



Ideal for drilling large diameter holes in both ferrous and non-ferrous materials


Drillco's line of carbide tipped hole cutters are ideal for drilling large diameter holes in both ferrous and non-ferrous materials such as sheet metal, steel, aluminum, copper, plastics, brass, cast iron, and the difficult to machine stainless steel.

9500CT = thinner material, up to 3/16" depth of cut / 9600CT = thicker material, up to 1" depth of cut


- ▷ Ultra-hard teeth increase performance and tool life
- ▷ Cost effective alternative to bi-metal hole saws
- ▷ Excellent portability
- ▷ Premium grade tungsten carbide
- ▷ Ideal for plumbers, electricians, mechanics, general contractors, HVAC technicians, DIY'ERS
- ▷ 3-flat shank. Diameters 9/16" to 2-5/8" have a 3/8" shank; 2-11/16" to 4-1/2" have a 1/2" shank



9500CT SERIES CARBIDE TIPPED 3/16" Depth of Cut Fractional



9600CT SERIES CARBIDE TIPPED 1" Depth of Cut Fractional



Size	9500CT Order No.
9/16"	95CT136
5/8"	95CT140
11/16"	95CT144
3/4"	95CT148
13/16"	95CT152
7/8"	95CT156
15/16"	95CT160
1"	95CT164
1-1/16"	95CT204
1-1/8"	95CT208
1-3/16"	95CT212
1-1/4"	95CT216
1-5/16"	95CT220
1-3/8"	95CT224
1-7/16"	95CT228
1-1/2"	95CT232
1-9/16"	95CT236
1-5/8"	95CT240
1-11/16"	95CT244
1-3/4"	95CT248
1-13/16"	95CT252
1-7/8"	95CT256
1-15/16"	95CT260

Size	9500CT Order No.
2"	95CT264
2-1/16"	95CT304
2-1/8"	95CT308
2-3/16"	95CT312
2-1/4"	95CT316
2-5/16"	95CT320
2-3/8"	95CT324
2-7/16"	95CT328
2-1/2"	95CT332
2-9/16"	95CT336
2-5/8"	95CT340
2-11/16"	95CT344
2-3/4"	95CT348
2-13/16"	95CT352
2-7/8"	95CT356
2-15/16"	95CT360
3"	95CT364
3-1/4"	95CT416
3-1/2"	95CT432
3-5/8"	95CT440
3-3/4"	95CT448
4"	95CT464

Size	9600CT Order No.
9/16"	96CT136
5/8"	96CT140
11/16"	96CT144
3/4"	96CT148
13/16"	96CT152
7/8"	96CT156
15/16"	96CT160
1"	96CT164
1-1/16"	96CT204
1-1/8"	96CT208
1-3/16"	96CT212
1-1/4"	96CT216
1-5/16"	96CT220
1-3/8"	96CT224
1-7/16"	96CT228
1-1/2"	96CT232
1-9/16"	96CT236
1-5/8"	96CT240
1-11/16"	96CT244

Size	9600CT Order No.
1-3/4"	96CT248
1-13/16"	96CT252
1-7/8"	96CT256
1-15/16"	96CT260
2"	96CT264
2-1/8"	96CT308
2-1/4"	96CT316
2-3/8"	96CT324
2-1/2"	96CT332
2-5/8"	96CT340
2-3/4"	96CT348
2-7/8"	96CT356
3"	96CT364
3-1/4"	96CT416
3-1/2"	96CT432
3-5/8"	96CT440
3-3/4"	96CT448
4"	96CT464
4-1/2"	96CT532

All sizes are individually packaged. Sizes up to 3" have a tab for hanging on a wall display.

All sizes are individually packaged. Sizes up to 2-5/8" have a tab for hanging on a wall display.

Set	
Description	Order No.
6pc Set: 7/8", 1", 1-1/8", 1-3/8", 1-3/4", 2" + Two Pilot Drills	95CT6S

Spare Parts	
Description	Order No.
HSS Pilot Drill 4.35mm	95CT001
M6 Screw	95CT002
Spring M8.5 x 20mm	95CT003
Allen Wrench	95CT004



Set	
Description	Order No.
6pc Set: 9/16", 5/8", 11/16", 3/4", 7/8", 1-1/16" + Two Pilot Drills	96CT6S

Spare Parts	
Description	Order No.
HSS Pilot Drill 6mm	96CT001
M6 Screw	96CT002
Spring M8.5 x 35mm	96CT003
Allen Wrench	96CT004

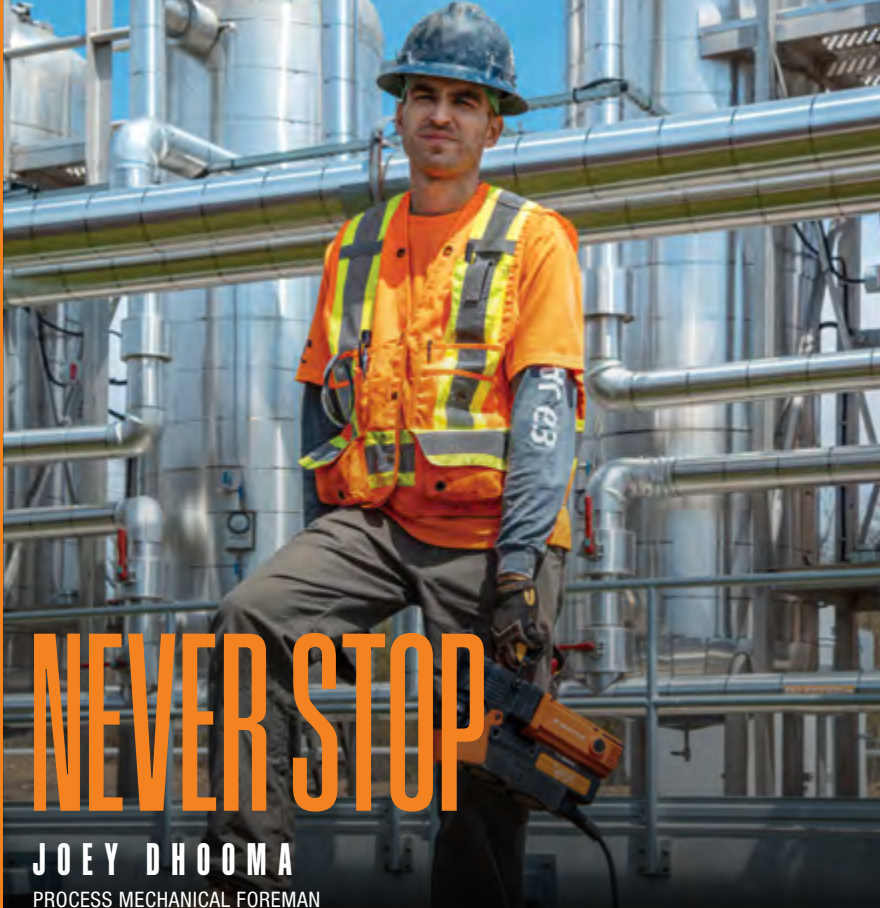
TECHNICAL INFORMATION

Speed Recommendations

Cutter Size	Aluminum	Copper	Steel	Stainless Steel	Alloy Steel	Non-Metallic Material
Revolution Per Minute (RPM)						
< 13/16"	1500-1800	800-1000	700-1000	700-800	700-900	1500-1800
13/16" - 1-3/16"	1500-1800	800-1000	700-800	400-600	600-700	1500-1800
1-7/32" - 1-9/16"	1500-1800	800-1000	500-600	350-450	450-500	1500-1800
1-5/8" - 2"	800-1000	600-800	400-500	250-400	300-400	1000-1500
2-1/16" - 2-3/8"	600-850	400-600	300-400	200-300	200-300	800-1000
2-7/16" - 3"	400-600	200-400	150-200	150-200	150-200	500-800
> 3"	200-400	100-200	100-150	100-150	100-150	5000-80

Drilling Recommendations

- Inspect the hole cutter to ensure it is properly assembled and complete before use.
- To operate, use cutters on an electric hand drill, impact drill (rotary type), drill press or similar. Consult your power drill manufacturer's manual to see RPM ranges on low and high settings.
- Let the tool do the work! When beginning the drilling process, use a lower feed rate. Do not apply too much pressure or force onto the cutter or you may damage the carbide teeth.
- During operation, ensure the revolving speed is not too slow. This will help to prevent locking which can damage the tool.
- Shanks have 3-flats to reduce slippage in the chuck. Shank sizes of Drillco's TCT Hole Cutters are as follows: 9/16" to 2-5/8" have 3/8" shank; 2-11/16" to 4" have a 1/2" shank.
- Can be used in a wide range of materials including aluminum, copper, steel, alloy steel, stainless steel, brass, and non-metallic materials such as plastics.
- To ensure optimal performance and extend tool life, a cutting fluid should always be used. Drillco offers a wide range of sizes and styles of environmentally safe heavy-duty cutting fluid.



NEVER STOP

JOEY DHOOMA
PROCESS MECHANICAL FOREMAN

“
The water never stops flowing here. We need to be precise on everything we do on-site.
”

As a Process Mechanical Foreman, Joey oversees a team that is implementing a series of major improvements to a large water treatment plant.

The job is not an easy one. He works in snow, rain, and even in blazing hot temperatures as the water tanks he sometimes works in feels like “an oven” in the summer. On top of that, from time to time he finds himself knee-deep in sewage water that is filled with harmful bacteria, which, as you probably guessed, emits an unpleasant smell. But none of that really bothers him. “I never was afraid to get dirty and I think I’m immune to the smell”, he says and adds: “whatever is thrown at us, we always manage to prevail and get through it”.

The problem-solving aspect of his work is what motivates him the most. Since the water that goes through the facility can never stop flowing completely, the sequencing of the project becomes a real challenge. “We have to get very creative and develop different methods of diverting the flow of water out of our way”. Another facet that he appreciates is the fact that he gets to witness the evolution of the project from its inception to its completion. He occasionally glances back and recognizes how impressive the facility’s enhancements have been thus far.

Joey is a perfectionist to the core. He likes it when things are done correctly, the first time. A small inaccuracy can lead to catastrophic events. “We have to be on the mark” he says. For someone who strives for perfection, working with the right tools is not optional. He added: “Having the right tools means a lot because you will drill holes faster, cut metal quicker, put things together a lot better. If you don’t have the proper tools you will fall behind, you’ll be scrounging around site looking for the right stuff, you will waste time and money. It just wouldn’t work for us.”

We could say that, at the very least, he is very dedicated to his career. He’s the one who opens up the jobsite in the morning and the one that puts the padlock on the gates at night. Just like the thousands of gallons of water that rush through the pipes he installs and repairs everyday, Joey never stops.

07

MAGNETIC DRILLS



ICECUT FAMILY

Product name	Series	Catalog page reference
ICECUT MINI™	39-D	442
ICECUT 100™		443
ICECUT 200		444
ICECUT 200PM™		444
ICECUT 250 AUTO™		445
ICECUT 250™		446, 447
ICECUT 250P™		446, 447
ICECUT 300™		448, 449
ICECUT 400™		448, 449



MAGNETIC DRILLS AT A GLANCE

Magnetic Drills

WALTER Surface Technologies magnetic drills are the most reliable and versatile workhorses on the market. Their compact design allows for easy portability, and the added magnetized safety switch keeps you operating safely. With the addition of the central lubricating system that delivers cutting lubricant directly to the cutter and a complete offering of High Speed Steel, Cobalt, and Carbide Tipped Annular Cutters you have the most complete solution for your hole making needs.



Annular Cutters



Cutting Fluids



Video

Watch the video to learn more about the ICECUT™!

Mag Drill Selection Chart

Model	Order No.	No Load RPM	Dynamax Variable Speed Control	Twist Drill Capacity	Annular Cutter Capacity (Diameter)	Annular Cutter Capacity (Depth)	Accudrill Integrated Ampmeter	Tapping Functionality	Special Features
ICECUT MINI™	39-D 050	200-500 RPM	Yes	N/A	2"	2"	Yes	No	Largest drilling capacity for a machine of its size
ICECUT 100™	39-D 100	600 RPM	No	1/2" (stub length only)	1-3/8"	1-1/2"	Yes	No	Compact and Mobile
ICECUT 200™	39-D 200	Speed #1: 300 RPM Speed #2: 600 RPM	No	1/2"	2"	2"	Yes	No	2 speeds for versatile cutting
ICECUT 200PM™	39-D 201	Speed #1: 300 RPM Speed #2: 600 RPM	No	1/2"	2"	2"	Yes	No	Permanent Magnet for additional safety
ICECUT 250™	39-D 250	Speed #1: 100-265 RPM Speed #2: 200-500 RPM	Yes	1/2"	2-3/8"	3"	Yes	Yes (up to 3/4")	Tapping capabilities & variable speed selection
ICECUT 250P™	39-D 251	Speed #1: 100-265 RPM Speed #2: 200-500 RPM	Yes	1/2"	2-3/8"	3"	Yes	Yes (up to 3/4")	Permanent Magnet perfect for curved surfaces
ICECUT 250 AUTO™	39-D 252	Speed #1: 100-265 RPM Speed #2: 200-500 RPM	Yes	1/2"	2-3/8"	3"	Yes	Yes (up to 3/4")	Manual and Auto-feed modes
ICECUT 300™	39-D 300	Speed #1: 70-180 RPM Speed #2: 200-500 RPM	Yes	1-1/4"	3"	3"	Yes	Yes (up to 1-1/8")	120° swivel, 2" sliding magnetic base
ICECUT 400™	39-D 400	Speed #1: 45-129 RPM Speed #2: 70-208 RPM Speed #3: 150-434 RPM Speed #4: 240-700 RPM	Yes	1-1/4"	4"	4"	Yes	Yes (up to 1-1/8")	120° swivel, 2" sliding magnetic base 4-speed gearbox

FEATURES

All ICECUT™ Magnetic Drilling Units



1 Centered Control Panel
Centered positioning of the electronics for easy control from any position. Whether it's a personal preference, or if the operation requires drilling from a specific side, the central control panel allows for efficient and easy operation.



2 Mandrel Support
Absorbs vibration for added stability and easy centering. The ball bearing support ensures the motor and chuck are perfectly aligned. It also provides smooth and precise cutting operations, and reduces chipping or breakage of the cutter.



3 Full-Body Integrated Wiring
For convenience and improved durability. No electrical wires will get in the way while drilling or moving your unit. Moreover, this prevents common failures due to mishandling (like carrying the unit by the wire, or the wire catching on an object).



4 Steel Sliding Guard
Easily accessible, and extra safe. Slide guard upwards, position unit, slide guard down and start drilling safely while containing chips and lubricant to prevent them from spilling out onto the rest of the work surface.



5 Direct Access
Direct access to carbon brushes makes maintenance simple. The powerful motor will always operate at maximum efficiency, and when it is time to change out the carbon brushes, their easily accessible location makes maintenance very convenient!




6 Ergonomic Handle
The ergonomic handle with a smooth grip – sturdy and lightweight - makes moving the unit easy. Its design further reduces overall weight, and the smooth grip ensures easy portability.



7 Quick-Release Reversible Handle
Quick-release reversible handle – allows for positioning in confined or restricted spaces. The handle can be removed and reattached on whichever side the operator prefers, making this a very user-friendly system.



8 Material & Thickness Detector
Unit will not start when the magnetic holding power is insufficient to secure the unit to the workpiece and operate safely. Prevents accidental starts: unit will not start on any non-ferrous material like wood, plastic, or when held in the air.



9 Mechanical Clutch
The ICECUT 200™ has a safety slip clutch, built into the gear drive, that will neutralize momentum and eliminate dangerous backlash for added safety. Prevents cutter breakage.



Lightweight
At 10 kg (22 lbs.) and 12.2 kg (27 lbs.) respectively, the ICECUT 100™ and ICECUT 200™ are the lightweight champions in their category. With a slim body, simplified carrying handle and powerful magnet, these units were designed with portability and ergonomics in mind.



Swivel Base
As a feature for the ICECUT 300™ and ICECUT 400™, it allows to swivel the magnetic drill by 60° on each side, and also slide by 3" for a perfect and easy alignment.




Equipped with SAFETY strap
For added security when hung upside down or for frame drilling operations.

ICECUT MINI™

Low-profile magnetic drilling unit for confined spaces

Measuring in at only 7-inches tall, the ICECUT MINI™ is the ultimate compact, low-profile magnetic drilling unit for making holes in tight spaces from H-beams to truck frames, and other applications where space may be limited. This unit has a powerful electromagnet for safety while drilling and has a 2" x 2" drilling capacity, making it the most versatile unit in its class.

- ▷ *Lightweight unit*
- ▷ *Electromagnet for safety and functionality*
- ▷ *Low-profile and compact body allows for making holes in extremely tight spaces (7" tall)*
- ▷ *WALTER's Dynamax™ speed control ensures RPM speeds remain constant even under load*
- ▷ *Accudrill™ system protects unit from overload and the risk of cutter breakage*
- ▷ *2" x 2" drilling capacity!—Largest on the market!*



"Accudrill" system protects against overload and reduces the risk of cutter breakage. When you want to achieve the most productive drilling operation, you need to make sure you use the most power. This prevents the motor from overloading to reduce damage to the tool itself while also minimizing the risk of eventual damage to the cutter from overheating or movement.



Video available at The WALTER Network
www.youtube.com/user/TheWalterNetwork



2" x 2" drilling capacity!
The largest on the market!

ICECUT MINI™ DIALSPEED™ RPM Setting	
SPEED DIAL SETTING	RPM
1	250
2	300
3	350
4	400
5	450
6	500

Order No.	39-D 050
Watts	1200 W
Rated Amperage	10.0 A
Speeds	1-speed variable
DYNAMAX speed control	YES
No load RPM	250-500 RPM
Rated current	110-120V
Total stroke	61 mm (2-3/8")
Core cutter capacity (diameter)	2" (50 mm)
Core cutter capacity (depth)	2" (50 mm)
Twist drill capacity (diameter)	N/A
Weight	23.14 lbs (10.5 kg)
Swivel and sliding magnet	NO
Magnetic holding force (at 1")	10,000N
Max drill point pressure	2248 lbs (1020 kg)
Reversible handle	Tool-free ratchet handle
Powerguard motor overload protection	YES
Short-Circuit protection	YES
ACCUDRILL LED Torque display	Integrated Amp meter (both sides)
Magnetic field sensor	NO
Guard	YES, pivoting
Wiring	Internal
Lubrication	Not integrated
Control board	Rear, S/S switches with LED
Arbor	3/4" Weldon arbor fixed
Maintenance	Easy access to carbon brushes

ICECUT 100™

Compact and portable

When you pair the best drilling machines with highly engineered annular cutters and superior cooling solutions, you know you have the best overall system for consistently drilling holes quickly and precisely with minimal interruption for changing out worn tooling.

- ▷ Compact
- ▷ Extra lightweight
- ▷ Perfect when mobility is key.

Drilling Made Easy and Safe



Order No.	39-D 100
Watts	850 W
Speed	1-speed
No load RPM	600 RPM
Rated current	8 A
Core cutter capacity (diameter)	1 3/8" (35 mm)
Core cutter capacity (depth)	1 1/2" (38 mm)
Twist drill capacity (diameter)	1/2" (stub length only)
Tapping function	NO
Weight	22 lbs (10 kg)
Swivel and sliding magnet	NO
Max drill point pressure	1875 lbs (850 kg)
Reversible handle	Tool free press-button
Powerguard electronic overload protection	15 A
Motor overload protection	NO
Short-Circuit protection	Integrated fuse
Accudrill LED torque display	Integrated Amp meter
Magnetic field sensor	Material and thickness detector
Tool free guard	Metal, sliding up
Wiring	Internal
Lubrication	On motor head
Control board	Centered, S/S switches with LED
Handle	Open on main housing
Arbor	Weldon shank with support
Maintenance	Easy access to carbon brushes
Total Stroke	2.6"



"Accudrill" system protects against overload and reduces the risk of cutter breakage. When you want to achieve the most productive drilling operation, you need to make sure you use the most power. This prevents the motor from overloading to reduce damage to the tool itself while also minimizing the risk of eventual damage to the cutter from overheating or movement.



Video available at The WALTER Network
www.youtube.com/user/TheWalterNetwork

ICECUT 200™

The versatile unit

Powerful – 2-speed – yet only 27 lbs – ideal for a wide range of production or job site operations.



ICECUT 200PM™

Permanent Magnet Magnetic Drill

Operator safety is the number 1 priority with the new ICECUT 200PM™. By swapping the electromagnetic base for permanent magnet, the machine does not need electricity to be securely fixed in place. This is the perfect unit to use on job sites or any applications that may involve inconsistent power sources.



Permanent Magnet for additional safety. With its double action lever, accidental magnet deactivation can be avoided. The magnet will also remain activated in the event of sudden power loss.

Order No.	39-D 200	39-D 201
Watts	1200 W	1200 W
Speed	2-speeds	2-speeds
No load RPM	Speed #1: 300 RPM / Speed #2: 600 RPM	Speed #1: 300 RPM / Speed #2: 600 RPM
Rated Amperage	10 A	10 A
Core cutter capacity (diameter)	2" (50 mm)	2" (50 mm)
Core cutter capacity (depth)	2" (50 mm)	2" (50 mm)
Twist drill capacity (diameter)	1/2"	1/2"
Tapping function	NO	NO
Weight	27 lbs (12.2 kg)	28.6 lbs (13 kg)
Swivel and sliding magnet	NO	NO
Max drill point pressure	1875 lbs (850 kg)	1875 lbs (850 kg)
Reversible handle	Tool-Free press button	Tool-Free press button
Powerguard electronic overload protection	15 A	15 A
Motor overload protection	Mechanical clutch	Mechanical clutch
Short-Circuit protection	Integrated fuse	Integrated fuse
Accudrill LED torque display	Integrated Amp meter	Integrated Amp meter
Magnetic field sensor	Material and thickness detector	Material thickness detector
Tool free guard	Metal, sliding up	Metal, sliding
Wiring	Internal	Internal
Lubrication	On motor head	Internal thru feed, on motor head
Control board	Centered, S/S switches with LED	Centered, S/S switches with LED
Handle	Open with anti-slip support	Open with anti-slip support
Arbor	Weldon shank with support	Weldon shank with support
Maintenance	Easy access to carbon brushes	Easy access to carbon brushes
Total Stroke	2.9"	2.9"

ICECUT 250 AUTO™

Continuous Feed Magnetic Drill

Building off the most versatile drilling platform WALTER has to offer, ICECUT 250 AUTO™ comes with all the great features of the 250 model as well as a new continuous feed setting. Just push in the machine's quill and watch the drill do all the work. Automatic feed, automatic return and automatic safety shut off after the hole is completed. This is the unit of choice for working in production style environments. A single operator can operate several machines at once to improve productivity.

- ▷ Automatic feed and auto-retract
- ▷ Twist drilling, core cutting & tapping functionality
- ▷ ACCUDRILL system protects unit from overload and the risk of cutter breakage
- ▷ WALTER's DYNAMAX speed control ensures RPM remains constant even under load



ICECUT 250 AUTO™ DIALSPEED™ RPM Setting		
SPEED DIAL SETTING	SPEED 1	SPEED 2
1	100	200
2	130	260
3	160	320
4	200	380
5	230	440
6	265	500

Order No.	39-D 252
Watts	1500 W
Rated Amperage	15.0 A
Speeds	2-speeds variable
No load RPM	Speed #1: 100-265 RPM Speed #2: 200-500 RPM
Rated current	110-120V
Core cutter capacity (diameter)	2-3/8" (in manual), 2" (in auto)
Core cutter capacity (depth)	3" (in manual), 2" (in auto)
Twist drill capacity (diameter)	1"
Tapping function	YES (up to 3/4" - 16")
Weight	40.78 lbs (18.5 kg)
Swivel and sliding magnet	NO
Max drill point pressure	3035 lbs (1377 kg)
Reversible handle	NO
Powerguard motor overload protection	20 A
Powerguard electronic overload protection	27 A
Short-Circuit protection	Integrated fuse
Accudrill LED torque display	Integrated Amp meter
Magnetic field sensor	YES
Tool free guard	Metal, sliding
Wiring	Internal
Lubrication	Internal thru feed, on motor head
Control board	Centered, S/S switches with LED
Handle	1 on main housing, 1 pistol grip
Arbor	Morse Taper 2 shank; 3/4" Weldon
Maintenance	Easy access to carbon brushes
Total stroke	6.65"

Thanks to the drills optimized autofeed system, cutter life can be extended. The continuous feed also allows for improved productivity and the operation of multiple units at once.

Tech tip!


Always ensure the coolant tank is filled and a constant stream of ICECUT™ (53-C 055) is flowing when drilling automatically.

ICECUT 250™ AND ICECUT 250P™

Features

Get all the power and versatility from the ICECUT™ magnetic drilling systems, now available in a more compact size for easy portability. Use the ICECUT 250™ for ultimate versatility when drilling or tapping larger holes. The ICECUT 250P™ is the unit of choice for working on curved surfaces or pipes thanks to a convenient permanent magnet.

**Weighs only
35 pounds!**



"Accudrill" system protects against overload and reduces the risk of cutter breakage. When you want to achieve the most productive drilling operation, you need to make sure you use the most power. This prevents the motor from overloading to reduce damage to the tool itself while also minimizing the risk of eventual damage to the cutter from overheating or movement.



Video available at The WALTER Network
www.youtube.com/user/TheWalterNetwork

ICECUT 250™

Lightweight, powerful with variable speed

The powerful, intuitive and lightweight ICECUT 250™ is a truly versatile machine, especially for its size.



ICECUT 250P™

Drill faster and easier on pipe-related jobs

The double magnet ICECUT 250P™ sets up fast for pipe applications and is curved-surface-ready.



ICECUT 250-250P™ DIALSPEED™ RPM Setting		
SPEED DIAL SETTING	SPEED 1	SPEED 2
1	100	200
2	130	260
3	160	320
4	200	380
5	230	440
6	265	500

Tech tip!

Use carbide core cutter
05-D 518 with included morse
Tape Shank no. 2 to drill
to 2-1/2" large holes.
3/4" Weldon shank
Diameter: 2-1/2"
Length: 1-1/2"

Order No.	39-D 250	39-D 251
Watts	1550 W	1500 W
Speed	2-speeds + Reversible	2-speeds + Reversible
Dynamax variable speed control	YES	YES
No load RPM	100-500 RPM	100-500 RPM
Rated current	15 A	15 A
Core cutter capacity (diameter)	2-1/2"	2-1/2"
Core cutter capacity (depth)	3" (w/ 2-piece pilot pin)	3" (w/ 2-piece pilot pin)
Twist drill capacity (diameter)	1/2"	1/2"
Tapping function	YES, up to 3/4" - 16	YES, up to 3/4" - 16
Weight	34.1 lbs (15.4 kg)	39.6 lbs (18 kg)
Swivel and sliding magnet	NO	NO
Max drill point pressure	3035 lbs (1376 kg)	3035 lbs (1376 kg)
Reversible handle	Tool-Free press button	Tool-Free press button
Powerguard motor overload protection	20 A	20 A
Powerguard electronic overload protection	27 A	27 A
Short-Circuit protection	Integrated fuse	Integrated fuse
Accudrill LED torque display	Integrated Amp meter	Integrated Amp meter
Magnetic field sensor	Material & thickness detector	NO (Permanent Magnet)
Tool free guard	Metal, sliding	Metal, sliding
Wiring	Internal	Internal
Lubrication	Internal thru feed, on motor head	Internal thru feed, on motor head
Control board	Centered, S/S switches with LEDs	Centered, S/S switches with LED
Handle	1 reversible on main housing, 1 pistol grip	1 reversible on main housing, 1 pistol grip
Arbor	Morse Taper 2 shank; 3/4" Weldon	Morse Taper 2 shank; 3/4" Weldon
Maintenance	Easy access to carbon brushes	Easy access to carbon brushes
Total Stroke	5.5"	5.5"

ICECUT 300™ and ICECUT 400™

Features

Now you can get all the benefits of using an ICECUT™ magnetic drilling machine while using annular cutters up to 4" wide and a depth of up to 4". To make the drilling operation even safer and easier, each machine features a swivel base for easy positioning of the tool along with our top-of-the-line safety features such as DIALSPEED™, POWERGUARD™ and DYNAMAX™.

Drill more, bigger, faster and safer!



ICECUT 300™

For deeper, wider holes

With a swivel base and electronic speed control, allows you to drill safer and faster.



ICECUT 400™

The most powerful and most versatile unit

With 4 mechanically controlled speeds and a wider RPM range, this powerful tool can tackle any drilling operation with ease.



Order No.	39-D 300	39-D 400
Watts	1800 W	2000 W
Speed	2-speeds + reversible	4-speeds + reversible
Dynamax variable speed control	YES	YES
No load RPM	Speed #1: 70-180 RPM / Speed #2: 200-500 RPM	Speed #1: 45-129 RPM / Speed #2: 70-208 RPM Speed #3: 150-434 RPM / Speed #4: 240-700 RPM
Rated current	18 A	20 A
Core cutter capacity (diameter)	3" (75 mm)	4" (100 mm)
Core cutter capacity (depth)	3" (75 mm)	4" (100 mm)
Twist drill capacity (diameter)	1-1/4" (31.75 mm)	1-1/4" (31.75 mm)
Tapping function	YES (1-1/8")	YES (1-1/8")
Weight	52 lbs (23.5 kg)	54.5 lbs (24.8 kg)
Swivel and sliding magnet	Swivel 120°, sliding 2"	Swivel 120°, sliding 2"
Max drill point pressure	4160 lbs (1890 kg)	4950 lbs (2240 kg)
Reversible handle	Tool free press-button	Tool free press-button
Powerguard motor overload protection	22 A	24 A
Powerguard electronic overload protection	25 A	27 A
Short-Circuit protection	Integrated fuse	Integrated fuse
Accudrill LED torque display	Integrated Amp meter	Integrated Amp meter
Magnetic field sensor	Material and thickness detector	Material and thickness detector
Tool free guard	Metal, sliding up	Metal, sliding up
Wiring	Internal	Internal
Lubrication	On motor head	On motor head
Control board	Centered, s/s switches with LEDS	Centered, S/S switches with LED
Handle	1 on main housing, 1 rear handle	1 on main housing, 1 rear handle
Arbor	Weldon taper morse #3	Weldon taper morse #3
Maintenance	Easy access to carbon brushes	Easy access to carbon brushes
Total Stroke	9.4"	10.2"

MAGNETIC DRILLS FAMILY ICECUT™ SYSTEMS

ICECUT MINI™ - ICECUT 100™ - ICECUT 200™ - ICECUT 200PM™ - ICECUT 250™
ICECUT 250 AUTO™ - ICECUT 250P™ - ICECUT 300™ - ICECUT 400™



Includes a 1/2" chuck adaptor for drilling smaller holes



For larger holes, 1/2" and above, use the magnetic base with the standard Weldon shank



Comes in a foam padded case for superior protection

ICECUT 300™ (39D300) DIALSPEED™ RPM Setting				
	RPM			
	SPEED 1 ↓	SPEED 2 ↑	SPEED 3	SPEED 4
1	70	200	x	x
2	92	260	x	x
3	114	320	x	x
4	136	380	x	x
5	158	440	x	x
6	180	500	x	x

ICECUT 400™ (39D400) DIALSPEED™ RPM Setting (Left/Right)				
	RPM			
	SPEED 1 ↓/↑	SPEED 2 ↓/↓	SPEED 3 ↑/↑	SPEED 4 ↑/↓
1	45	70	150	240
2	62	98	207	332
3	79	126	264	424
4	96	154	321	516
5	113	181	378	608
6	129	208	434	700

Model	Order No.	No load RPM	Motor	Amps	Twist drill capacity (diameter)	Annular cutter	Max. drilling depth	Magnet strength	Weight
ICECUT MINI™	39-D 050	250-500 RPM	120V .A.C.	10A	N/A	2"	2"	2248 lbs (1019.6 kg)	23.1 lbs (10.4 kg)
ICECUT 100™	39-D 100	600 RPM	120V .A.C.	8A	1/2" (stub length only)	1-3/8"	1-1/2"	1875 lbs (850.5 kg)	22 lbs (9.9 kg)
ICECUT 200™	39-D 200	Speed #1: 300 RPM Speed #2: 600 RPM	120V .A.C.	10A	1/2"	2"	2"	1875 lbs (850.5 kg)	27 lbs (12.2 kg)
ICECUT 200PM™	39-D 201	Speed #1: 300 RPM Speed #2: 600 RPM	120V .A.C.	10A	1/2"	2"	2"	1875 lbs (850.5 kg)	28 lbs (12.7 kg)
ICECUT 250™	39-D 250	Speed #1: 100-265 RPM Speed #2: 200-500 RPM	120V .A.C.	15A	1/2"	2-3/8"	3"	3035 lbs (1376.6 kg)	34.1 lbs (15.4 kg)
ICECUT 250 AUTO™	39-D 252	Speed #1: 100-265 RPM Speed #2: 200-500 RPM	120V .A.C.	15A	1/2"	2-3/8"	3"	3035 lbs (1376.6 kg)	40 lbs (18 kg)
ICECUT 250P™	39-D 251	Speed #1: 100-265 RPM Speed #2: 200-500 RPM	120V .A.C.	15A	1/2"	2-3/8"	3"	3035 lbs (1376.6 kg)	39.6 lbs (17.9 kg)
ICECUT 300™	39-D 300	Speed #1: 70-180 RPM Speed #2: 200-500 RPM	120V .A.C.	18A	1 1/4"	3"	3"	4160 lbs (1886.9 kg)	52 lbs (23.6 kg)
ICECUT 400™	39-D 400	Speed #1: 45-129 RPM Speed #2: 70-208 RPM Speed #3: 150-434 RPM Speed #4: 240-700 RPM	120V .A.C.	20A	1 1/4"	4"	4"	4950 lbs (2945.2 kg)	54.5 lbs (24.7 kg)

STANDARD EQUIPMENT FOR ICECUT 100 AND 200: Carrying case 48-H 423 (ICECUT 100), 48-H 422 (ICECUT 200), lubrication system (48-H 310), 1/2" keyed chuck (39-D 006), Chuck adaptor (39-D 005), M6 T-handle hexagonal key (48-Z 004), Allen key (48-Z 003), safety strap (48-H 329), safety glasses (48-H 424), reversible press button (48-H 324), triple handle (48-H 323), chuck key (39-D 009).

STANDARD EQUIPMENT FOR ICECUT 300 AND 400: Carrying case, chuck, arbor assembly, safety glasses, arbor shank, drift punch, safety belt, 3 mm hexagonal, spanner, stationary ring, spare carbon brushes, coolant bottle assembly.

STRAIGHT DRILL 716-B – 5/8"

End handle drill with a heavy-duty 120V motor and 2-speed gear box. Use low speed to drill large holes with extra torque and high speed to drill small holes. The reversing feature makes this drill also suitable for tapping applications.

Capacities - Steel

Model	Order No.	Speed under load	Motor	Max. torque	Amps	Twist drill	Hole saw	Weight
716-B	38-A 716	0-430/760 rev.	120V A.C.	30/17 Nm	9.2	5/8"	3"	9 lbs (4 kg)

STANDARD EQUIPMENT: 5/8" capacity keyed chuck 22-A 072, chuck key 22-A 202, side handle (model 716) 48-E 063 and 9 ft. cord.





08

REAMERS

QUICK PAGES REFERENCES

REAMERS




Reamers are available in car (shorter) and bridge (longer) length as:

Shank Styles



Taper Shank



Hex Shank



3-Flat Shank

Flute Styles



Spiral Flute



High-Spiral Flute



Straight Flute

Multi Steps Reamers

High Speed Steel

Black Oxide
For enlarging existing holes in steel to a new diameter

Type	Series	Catalog page reference
Step	4700SE	453



Bridge / Car Reamers

High Speed Steel

Black Oxide
For use with Morse taper holders

Type	Series	Catalog page reference
Bridge Length	4200, 4250	453
Car Length	150H, 175H	454



Construction Reamers

High Speed Steel

Black Oxide
For better performance on low to medium tensile strength materials

Type	Series	Catalog page reference
3-Flat Shank	4275, 4275E, 4285	456
Hex Nut Shank	4290, 4290E, 100HX, 125HX, 150HX	457



Heavy-Duty Construction Reamers



High Speed Steel

Black and Gold
For heavy-duty reaming applications

Type	Series	Catalog page reference
3-Flat Shank	4275N, 4285N	455
Hex Nut Shank	125SF, 4290N	458



Alignment Reamers

High Speed Steel

Black and Gold Oxide
For Cast Iron, Non-Ferrous Metals, Stainless Steel

Type	Series	Catalog page reference
3-Flat Shank	TCR	459



Chucking Reamers

Bright & Black
Provides an accurate hole size with a smooth finish

Type	Series	Catalog page reference
Chucking	4300E, 4375E, 4350E	460



Hand Reamers

Bright & Black
Widely used for final sizing of drilled holes

Type	Series	Catalog page reference
Hand	4400E, 4450E	461



Taper Pin Reamers

Bright & Black
For reaming holes to allow a taper pin fastener to fit

Type	Series	Catalog page reference
Taper Pin	4500E, 4550E, 4570E	462



MULTI-STEPS REAMERS

15 Sizes, 3 Tools, Clean, Burr Free Holes in Seconds!

- ▷ Feature 3-flat shanks to reduce slippage in the chuck
- ▷ Shanks are 3/8"
- ▷ Reamers are made from high quality M2 High Speed Steel (HSS)
- ▷ Black oxide surface treatment increases wear resistance



Special geometry split point reduces "walking" when beginning the reaming process. Can start a hole from scratch.

4700SE SERIES HIGH SPEED STEEL FlatReduced Shank

Tool#	Description	4700SE Order No.
1	5 Steps: 5/16", 3/8", 7/16", 1/2", 9/16"	470SE001
2	5 Steps: 9/16", 5/8", 11/16", 3/4", 13/16"	470SE002
3	5 Steps: 13/16", 7/8", 15/16", 1", 1-1/16"	470SE003
SET	3pcs: 1 of each Reamer	470SESET

Available in 3 tools, with sizes from 5/16" thru 1-1/16"

BRIDGE REAMERS

For enlarging or aligning holes in structural steel, truck and trailer body frames, ship building, and bridge construction applications.

- ▷ For use with morse taper holders
- ▷ Straight Flute- for a smoother finish;
Spiral Flute- for more aggressive reaming
- ▷ High Speed Steel
- ▷ All sizes are individually packaged

4200 / 4250 SERIES HIGH SPEED STEEL Taper Shank



4200 Straight Flute



4250 Spiral Flute

Size	Point Dia.	Flute Length	Overall Length	Morse Taper	Straight Flute 4200 Order No.	Spiral Flute 4250 Order No.
5/16"	11/64"	4-3/8"	8-1/4"	2	420A120	425A120
11/32"	11/64"	4-3/8"	8-1/4"	2	420A122	425A122
3/8"	7/32"	4-3/8"	8-1/4"	2	420A124	425A124
13/32"	7/32"	4-3/8"	8-1/4"	2	420A126	425A126
7/16"	17/64"	4-3/8"	8-1/4"	2	420A128	425A128
15/32"	9/32"	5-1/8"	9"	2	420A130	425A130
1/2"	5/16"	5-1/8"	9"	2	420A132	425A132
17/32"	11/32"	5-1/8"	9"	2	420A134	425A134
9/16"	3/8"	5-1/8"	9"	2	420A136	425A136
19/32"	3/8"	5-1/8"	9"	2	420A138	425A138
5/8"	25/64"	6-1/8"	10"	2	420A140	425A140
21/32"	25/64"	7-1/8"	11-3/4"	3	420A142	425A142
11/16"	13/32"	7-1/8"	11-3/4"	3	420A144	425A144
3/4"	15/32"	7-3/8"	12"	3	420A148	425A148
25/32"	15/32"	7-3/8"	12"	3	420A150	425A150
13/16"	35/64"	7-3/8"	12"	3	420A152	425A152
27/32"	35/64"	7-3/8"	12"	3	420A154	425A154

Size	Point Dia.	Flute Length	Overall Length	Morse Taper	Straight Flute 4200 Order No.	Spiral Flute 4250 Order No.
7/8"	39/64"	7-3/8"	12"	3	420A156	425A156
29/32"	39/64"	7-3/8"	12"	3	420A158	425A158
15/16"	43/64"	7-3/8"	12"	3	420A160	425A160
31/32"	5/8"	7-3/8"	12"	3	-	425A162
1"	47/64"	7-3/8"	12"	3	420A164	425A164
1-1/32"	47/64"	7-3/8"	12"	3	420A202	425A202
1-1/16"	13/16"	7-3/8"	12"	3	420A204	425A204
1-1/8"	55/64"	7-3/8"	12"	3	420A208	425A208
1-3/16"	59/64"	7-3/8"	12"	3	420A212	425A212
1-1/4"	63/64"	7-3/8"	13"	4	420A216	425A216
1-5/16"	1-1/16"	7-3/8"	13"	4	420A220	425A220
1-3/8"	1-1/8"	7-3/8"	13"	4	420A224	425A224
1-7/16"	1-3/16"	7-3/8"	13"	4	420A228	425A228
1-1/2"	1-1/4"	7-3/8"	13"	4	420A232	425A232
1-9/16"	1-1/4"	7-3/8"	13"	4	420A236	425A236
1-5/8"	1-3/8"	7-3/8"	13"	4	420A240	425A240

CAR REAMERS

For enlarging or aligning holes in structural steel, ship building, and bridge construction applications

- ▷ Shorter length permits their use in cramped quarters where Bridge Reamers cannot enter
- ▷ The approximate length of the tapered section is 50% of the total flute length
- ▷ For use with morse taper holders
- ▷ High Speed Steel
- ▷ All sizes are individually packaged

150H / 175H SERIES

HIGH SPEED STEEL

Straight Flute / Spiral Flute / Taper Shank



150H Straight Flute



175H Spiral Flute

Size	Flute Length	Overall Length	Morse Taper	Straight Flute 150H Order No.	Spiral Flute 175H Order No.
1/4"	2-1/2"	5-7/16"	1	150H116	175H116
9/32"	2-1/2"	5-7/16"	1	150H118	175H118
5/16"	2-3/4"	5-11/16"	1	150H120	175H120
11/32"	2-3/4"	5-11/16"	1	150H122	175H122
3/8"	2-3/4"	5-11/16"	1	150H124	175H124
13/32"	3-1/2"	6-15/16"	2	150H126	175H126
7/16"	3-1/2"	6-15/16"	2	150H128	175H128
15/32"	3-1/2"	7-1/16"	2	150H130	175H130
1/2"	4"	7-9/16"	2	150H132	175H132
17/32"	4"	7-9/16"	2	150H134	175H134
9/16"	4"	7-9/16"	2	150H136	175H136
19/32"	4-1/2"	8-1/16"	2	150H138	175H138
5/8"	4-1/2"	8-1/16"	2	150H140	175H140
21/32"	4-1/2"	8-13/16"	3	150H142	175H142
11/16"	4-1/2"	8-13/16"	3	150H144	175H144
23/32"	4-1/2"	8-13/16"	3	150H146	175H146
3/4"	5"	9-1/2"	3	150H148	175H148
25/32"	5"	9-1/2"	3	150H150	175H150

Size	Flute Length	Overall Length	Morse Taper	Straight Flute 150H Order No.	Spiral Flute 175H Order No.
13/16"	5"	9-1/2"	3	150H152	175H152
27/32"	5"	9-1/2"	3	150H154	175H154
7/8"	5"	9-1/2"	3	150H156	175H156
29/32"	5"	9-1/2"	3	150H158	175H158
15/16"	5"	9-1/2"	3	150H160	175H160
31/32"	5"	9-1/2"	3	150H162	175H162
1"	5"	9-1/2"	3	150H164	175H164
1-1/32"	5"	9-1/2"	3	150H202	175H202
1-1/16"	5"	9-1/2"	3	150H204	175H204
1-1/8"	5"	9-1/2"	3	150H208	175H208
1-3/16"	5"	9-1/2"	3	150H212	175H212
1-1/4"	5"	9-1/2"	3	150H216	175H216
1-5/16"	5"	10-1/2"	4	150H220	175H220
1-3/8"	5"	10-1/2"	4	150H224	175H224
1-7/16"	5"	10-1/2"	4	150H228	175H228
1-1/2"	5"	10-1/2"	4	150H232	175H232
1-9/16"	5"	10-1/2"	4	150H236	175H236
1-5/8"	5"	10-1/2"	4	150H240	175H240

CONSTRUCTION REAMERS

For enlarging or aligning holes in structural steel, truck and trailer body framers, ship building, and bridge construction applications

- ▷ Especially adapted for heavy duty reaming
- ▷ Tapered at the point to facilitate entering of holes which are out of alignment
- ▷ Available in Spiral Flute and High Spiral Flute with 3-Flats Straight Shanks, or with Hex Nut Shanks
- ▷ Safety collar added on 4285 / 4285N series to help prevent over penetration
- ▷ All sizes are individually packaged

NITRO



4275N Spiral Flute



4285N High Spiral Flute

4275N / 4285N SERIES

CONSTRUCTION HIGH SPEED STEEL 3-Flats Reduced Shank

Size	Shank Dia.	Flute Length	Overall Length	Spiral Flute 4275N Order No.	High Spiral Flute 4285N Order No.
1/4"	1/4"	2-1/2"	4-3/8"	427N116	428N116
5/16"	5/16"	2-3/4"	4-5/8"	427N120	428N120
3/8"	3/8"	2-3/4"	4-5/8"	427N124	428N124
13/32"	13/32"	3-1/2"	5-3/8"	427N126	428N126
7/16"	7/16"	3-1/2"	5-3/8"	427N128	428N128
15/32"	15/32"	3-3/4"	5-7/8"	427N130	428N130
1/2"	1/2"	4"	5-7/8"	427N132	428N132
17/32"	1/2"	4"	5-7/8"	427N134	428N134
9/16"	1/2"	4"	5-7/8"	427N136	428N136
19/32"	1/2"	4-1/2"	6-3/8"	427N138	428N138
5/8"	1/2"	4-1/2"	6-3/8"	427N140	428N140
.652	1/2"	4-1/2"	6-3/8"	427N141	428N141
21/32"	1/2"	4-1/2"	6-3/8"	427N142	428N142
11/16"	1/2"	4-1/2"	6-3/8"	427N144	428N144
23/32"	1/2"	4-1/2"	6-3/8"	427N146	428N146
3/4"	1/2"	5"	6-7/8"	427N148	428N148
.776	1/2"	5"	6-7/8"	427N149	428N149

Size	Shank Dia.	Flute Length	Overall Length	Spiral Flute 4275N Order No.	High Spiral Flute 4285N Order No.
25/32"	1/2"	5"	6-7/8"	427N150	428N150
13/16"	1/2"	5"	6-7/8"	427N152	428N152
27/32"	1/2"	5"	6-7/8"	427N154	428N154
7/8"	1/2"	5"	6-7/8"	427N156	428N156
29/32"	1/2"	5"	6-7/8"	427N158	428N158
15/16"	1/2"	5"	6-7/8"	427N160	428N160
31/32"	1/2"	5"	6-7/8"	427N162	428N162
1"	1/2"	5"	6-7/8"	427N164	428N164
1.027	1/2"	5"	6-7/8"	427N201	428N201
1-1/16"	1/2"	5"	6-7/8"	427N204	428N204
1-1/8"	3/4"	5"	6-7/8"	427N208	428N208
1-3/16"	3/4"	5"	6-7/8"	427N212	428N212
1-1/4"	3/4"	5"	6-7/8"	427N216	428N216
1-5/16"	3/4"	5"	6-7/8"	427N220	428N220
1-3/8"	3/4"	5"	6-7/8"	427N224	428N224
1-7/16"	3/4"	5"	6-7/8"	427N228	428N228
1-1/2"	3/4"	5"	6-7/8"	427N232	428N232

Sizes 1-1/8" and above also available with 1/2" shank.
Please call for price and availability.



No. of Pcs.	Sizes	4275N Order No.	4285N Order No.
Nitro® Construction Reamer Display Sets			
8	1 each of: 3/8, 7/16, 1/2, 9/16, 5/8, 11/16, 3/4, 13/16	427N8D	428N8D
16	2 each of: 3/8, 7/16, 1/2, 9/16, 5/8, 11/16, 3/4, 13/16	427N16D	428N16D
24	3 each of: 3/8, 7/16, 1/2, 9/16, 5/8, 11/16, 3/4, 13/16	427N24D	428N24D

CONSTRUCTION REAMERS

4275 / 4275E* SERIES

CONSTRUCTION HIGH SPEED STEEL

Spiral Flute / 3-Flats Reduced Shank



4275

Size	Shank Dia.	Flute Length	Overall Length	4275 Order No.	4275E Order No.
1/4"	1/4"	2-1/2"	4-3/8"	427A116	-
5/16"	5/16"	2-3/4"	4-5/8"	427A120	427E120
3/8"	3/8"	2-3/4"	4-5/8"	427A124	427E124
13/32"	13/32"	3-1/2"	5-3/8"	427A126	-
7/16"	7/16"	3-1/2"	5-3/8"	427A128	427E128
1/2"	1/2"	4"	5-7/8"	427A132	427E132
17/32"	1/2"	3-3/4"	5-7/8"	427A134	-
9/16"	1/2"	4"	5-7/8"	427A136	427E136
19/32"	1/2"	4-1/4"	6-3/8"	427A138	-
39/64"	1/2"	4-1/4"	6-3/8"	427A139	-
5/8"	1/2"	4-1/2"	6-3/8"	427A140	427E140
.652	1/2"	4-1/2"	6-3/8"	427A141	-
21/32"	1/2"	4-1/2"	6-3/8"	427A142	-
11/16"	1/2"	4-1/2"	6-3/8"	427A144	427E144
23/32"	1/2"	4-1/2"	6-3/8"	427A146	-
3/4"	1/2"	5"	6-7/8"	427A148	427E148
.776"	1/2"	5"	6-7/8"	427A149	-
25/32"	1/2"	5"	6-7/8"	427A150	-
13/16"	1/2"	5"	6-7/8"	427A152	427E152
7/8"	1/2"	5"	6-7/8"	427A156	427E156
15/16"	1/2"	5"	6-7/8"	427A160	427E160
1"	1/2"	5"	6-7/8"	427A164	427E164
1-027	1/2"	5"	6-7/8"	427A201	-
1-1/16"	1/2"	5"	6-7/8"	427A204	427E204
1-3/32"	1/2"	5"	6-7/8"	427A206	-
1-1/8"	3/4"	5"	6-7/8"	427A208	-
1-3/16"	3/4"	5"	6-7/8"	427A212	-
1-1/4"	3/4"	5"	6-7/8"	427A216	-
1-5/16"	3/4"	5"	6-7/8"	427A220	-
1-3/8"	3/4"	5"	6-7/8"	427A224	-
1-7/16"	3/4"	5"	6-7/8"	427A228	-
1-1/2"	3/4"	5"	6-7/8"	427A232	-

Sizes 1-1/8" and above also available with 1/2" shank.
Please call for price and availability.
*Not Made in USA

4285 SERIES

CONSTRUCTION HIGH SPEED STEEL

High Spiral Flute / 3-Flats Reduced Shank



4285

Size	Shank Dia.	Flute Length	Overall Length	4285 Order No.
1/4"	1/4"	2-1/2"	4-3/8"	428A116
5/16"	5/16"	2-3/4"	4-5/8"	428A120
3/8"	3/8"	2-3/4"	4-5/8"	428A124
13/32"	13/32"	3-1/2"	5-3/8"	428A126
7/16"	7/16"	3-1/2"	5-3/8"	428A128
15/32"	15/32"	3-3/4"	5-7/8"	428A130
1/2"	1/2"	4"	5-7/8"	428A132
17/32"	1/2"	4"	5-7/8"	428A134
9/16"	1/2"	4"	5-7/8"	428A136
19/32"	1/2"	4-1/2"	6-3/8"	428A138
5/8"	1/2"	4-1/2"	6-3/8"	428A140
.652	1/2"	4-1/2"	6-3/8"	428A141
21/32"	1/2"	4-1/2"	6-3/8"	428A142
11/16"	1/2"	4-1/2"	6-3/8"	428A144
23/32"	1/2"	4-1/2"	6-3/8"	428A146
3/4"	1/2"	5"	6-7/8"	428A148
.776"	1/2"	5"	6-7/8"	428A149
25/32"	1/2"	5"	6-7/8"	428A150
13/16"	1/2"	5"	6-7/8"	428A152
27/32"	1/2"	5"	6-7/8"	428A154
7/8"	1/2"	5"	6-7/8"	428A156
15/16"	1/2"	5"	6-7/8"	428A160
1"	1/2"	5"	6-7/8"	428A164
1.027	1/2"	5"	6-7/8"	428A201
1-1/32"	1/2"	5"	6-7/8"	428A202
1-1/16"	1/2"	5"	6-7/8"	428A204
1-1/8"	3/4"	5"	6-7/8"	428A208
1-3/16"	3/4"	5"	6-7/8"	428A212
1-1/4"	3/4"	5"	6-7/8"	428A216
1-5/16"	3/4"	5"	6-7/8"	428A220
1-3/8"	3/4"	5"	6-7/8"	428A224
1-7/16"	3/4"	5"	6-7/8"	428A228
1-1/2"	3/4"	5"	6-7/8"	428A232

Sizes 1-1/8" and above also available with 1/2" shank.
Please call for price and availability.

CONSTRUCTION REAMERS

4290 / 4290E* SERIES

CONSTRUCTION HIGH SPEED STEEL
Spiral Flute / Hex Nut / Car Length



4290

Size	Hex Dia.	Flute Length	Overall Length	4290 Order No.	4290E Order No.
1/2"	1-1/16"	4"	5-1/2"	429A132	
9/16"	1-1/16"	4"	5-7/8"	429A136	
5/8"	1-1/16"	4-1/2"	6"	429A140	
11/16"	1-1/16"	4-1/2"	6-3/8"	429A144	429E144
3/4"	1-1/4"	5"	7"	429A148	
13/16"	1-1/4"	5"	7"	429A152	429E152
7/8"	1-7/16"	5"	7"	429A156	
15/16"	1-7/16"	5"	7"	429A160	429E160
1"	1-7/16"	5"	7"	429A164	
1-1/16"	1-5/8"	5"	7"	429A204	429E204
1-1/8"	1-5/8"	5"	7"	429A208	
1-3/16"	1-13/16"	5"	7"	429A212	
1-1/4"	1-13/16"	5"	7"	429A216	
1-5/16"	2"	5"	7-7/8"	429A220	
1-3/8"	2"	5"	7-7/8"	429A224	
1-7/16"	2"	5"	7-7/8"	429A228	
1-1/2"	2"	5"	7-7/8"	429A232	
1-9/16"	2"	5"	7-7/8"	429A236	

*Not Made in USA

125HX SERIES

CONSTRUCTION HIGH SPEED STEEL
Spiral Flute / Hex Nut / Bridge Length



125HX

Size	Hex Dia.	Flute Length	Overall Length	125HX Order No.
9/16"	1-1/16"	5-1/8"	6-7/8"	125HX136
5/8"	1-1/16"	6-1/8"	7-7/8"	125HX140
11/16"	1-1/16"	7-1/8"	9-1/4"	125HX144
3/4"	1-1/4"	7-3/8"	9-3/8"	125HX148
13/16"	1-1/4"	7-3/8"	9-3/8"	125HX152
7/8"	1-7/16"	7-3/8"	9-3/8"	125HX156
15/16"	1-7/16"	7-3/8"	9-3/8"	125HX160
1"	1-7/16"	7-3/8"	9-3/8"	125HX164
1-1/16"	1-5/8"	7-3/8"	9-3/8"	125HX204
1-1/8"	1-5/8"	7-3/8"	9-3/8"	125HX208
1-3/16"	1-13/16"	7-3/8"	9-3/8"	125HX212
1-1/4"	1-13/16"	7-3/8"	9-3/8"	125HX216
1-5/16"	2"	7-3/8"	10"	125HX220
1-3/8"	2"	7-3/8"	10"	125HX224
1-7/16"	2"	7-3/8"	10"	125HX228
1-1/2"	2"	7-3/8"	10"	125HX232
1-9/16"	2"	7-3/8"	10"	125HX236
1-5/8"	2"	7-3/8"	10"	125HX240

150HX SERIES

CONSTRUCTION HIGH SPEED STEEL
Straight Flute / Hex Nut / Car Length



150HX

Size	Hex Dia.	Flute Length	Overall Length	150HX Order No.
1/2"	1-1/16"	4"	5-1/2"	150HX132
9/16"	1-1/16"	4"	5-1/2"	150HX136
5/8"	1-1/16"	4-1/2"	6"	150HX140
11/16"	1-1/16"	4-1/2"	6-3/8"	150HX144
3/4"	1-1/4"	5"	7"	150HX148
13/16"	1-1/4"	5"	7"	150HX152
7/8"	1-7/16"	5"	7"	150HX156
15/16"	1-7/16"	5"	7"	150HX160
1"	1-7/16"	5"	7"	150HX164
1-1/16"	1-5/8"	5"	7"	150HX204
1-1/8"	1-5/8"	5"	7"	150HX208
1-3/16"	1-13/16"	5"	7"	150HX212
1-1/4"	1-13/16"	5"	7"	150HX216
1-5/16"	2"	5"	7-7/8"	150HX220

100HX SERIES

CONSTRUCTION HIGH SPEED STEEL
Straight Flute / Hex Nut / Bridge Length



100HX

Size	Hex Dia.	Flute Length	Overall Length	100HX Order No.
9/16"	1-1/16"	5-1/8"	6-7/8"	100HX136
5/8"	1-1/16"	6-1/8"	7-7/8"	100HX140
11/16"	1-1/16"	7-1/8"	9-1/4"	100HX144
3/4"	1-1/4"	7-3/8"	9-3/8"	100HX148
13/16"	1-1/4"	7-3/8"	9-3/8"	100HX152
7/8"	1-7/16"	7-3/8"	9-3/8"	100HX156
15/16"	1-7/16"	7-3/8"	9-3/8"	100HX160
1"	1-7/16"	7-3/8"	9-3/8"	100HX164
1-1/16"	1-5/8"	7-3/8"	9-3/8"	100HX204
1-1/8"	1-5/8"	7-3/8"	9-3/8"	100HX208
1-3/16"	1-13/16"	7-3/8"	9-3/8"	100HX212
1-1/4"	1-13/16"	7-3/8"	9-3/8"	100HX216
1-5/16"	2"	7-3/8"	10"	100HX220
1-3/8"	2"	7-3/8"	10"	100HX224
1-7/16"	2"	7-3/8"	10"	100HX228
1-1/2"	2"	7-3/8"	10"	100HX232
1-9/16"	2"	7-3/8"	10"	100HX236
1-5/8"	2"	7-3/8"	10"	100HX240

CONSTRUCTION REAMERS

NITRO SAFETY FIRST

Protect against the danger and loss of a falling reamer

- ▷ Manufactured from a premium grade of high-speed steel
- ▷ Body and clearance are black and gold surface treated for maximum lubricity
- ▷ Two NE040 Magnets are placed 180 degrees apart in hex nut to reduce the risk of the reamer falling out of the socket while in use
- ▷ Meets OSHA 29CFR Part 1926.759 (falling objects protection)
- ▷ All sizes are individually packaged

125SF SERIES

CONSTRUCTION HIGH SPEED STEEL

Spiral Flute / Hex Nut / Bridge Length



125SF

Size	Hex Dia.	Flute Length	Overall Length	125SF Order No.
9/16"	1-1/16"	5-1/8"	6-7/8"	125SF136
5/8"	1-1/16"	6-1/8"	7-7/8"	125SF140
11/16"	1-1/16"	7-1/8"	9-1/4"	125SF144
3/4"	1-1/4"	7-3/8"	9-3/8"	125SF148
13/16"	1-1/4"	7-3/8"	9-3/8"	125SF152
7/8"	1-7/16"	7-3/8"	9-3/8"	125SF156
15/16"	1-7/16"	7-3/8"	9-3/8"	125SF160
1"	1-7/16"	7-3/8"	9-3/8"	125SF164
1-1/16"	1-5/8"	7-3/8"	9-3/8"	125SF204

Size	Hex Dia.	Flute Length	Overall Length	125SF Order No.
1-1/8"	1-5/8"	7-3/8"	9-3/8"	125SF208
1-3/16"	1-13/16"	7-3/8"	9-3/8"	125SF212
1-1/4"	1-13/16"	7-3/8"	9-3/8"	125SF216
1-5/16"	2"	7-3/8"	10"	125SF220
1-3/8"	2"	7-3/8"	10"	125SF224
1-7/16"	2"	7-3/8"	10"	125SF228
1-1/2"	2"	7-3/8"	10"	125SF232
1-9/16"	2"	7-3/8"	10"	125SF236
1-5/8"	2"	7-3/8"	10"	125SF240

4290N SERIES

CONSTRUCTION HIGH SPEED STEEL

Spiral Flute / Hex Nut / Car Length



4290N

Size	Hex Dia.	Flute Length	Overall Length	4290N Order No.
1/2"	1-1/16"	4"	5-1/2"	429N132
9/16"	1-1/16"	4"	5-7/8"	429N136
5/8"	1-1/16"	4-1/2"	6"	429N140
11/16"	1-1/16"	4-1/2"	6-3/8"	429N144
3/4"	1-1/4"	5"	7"	429N148
13/16"	1-1/4"	5"	7"	429N152
7/8"	1-7/16"	5"	7"	429N156

Size	Hex Dia.	Flute Length	Overall Length	4290N Order No.
15/16"	1-7/16"	5"	7"	429N160
1"	1-7/16"	5"	7"	429N164
1-1/16"	1-5/8"	5"	7"	429N204
1-1/8"	1-5/8"	5"	7"	429N208
1-3/16"	1-13/16"	5"	7"	429N212
1-1/4"	1-13/16"	5"	7"	429N216
1-5/16"	2"	5"	7-7/8"	429N220

ALIGNMENT REAMERS

- ▷ Black and Gold surface treatment
- ▷ For Cast Iron, Non-Ferrous Metals, Stainless Steel
- ▷ All sizes are individually packaged

TCR SERIES
HIGH SPEED STEEL
3-Flat Shank



Size	Decimal Equivalent	Flute Length	Overall Length	Order No.	Pkg Qty
7/16"	.4375	2-1/4"	4"	072279	1
3/8"*	.3750	3-1/16"	5-1/4"	072280	1
1/2"	.5000	3-3/4"	5-15/16"	072281	1
9/16"	.5625	4-5/16"	6-9/16"	072282	1
5/8"	.6250	4-5/16"	6-9/16"	072283	1
11/16"	.6875	4-13/16"	7"	072284	1
3/4"	.7500	4-13/16"	7"	072285	1
13/16"	.8125	5-1/8"	7-1/4"	072286	1
7/8"	.8750	5-1/8"	7-1/4"	072287	1
15/16"	.9375	5-1/8"	7-1/4"	072288	1
1"	1.0000	5-1/8"	7-1/4"	072289	1
1-1/16"	1.0625	5-1/4"	7-1/4"	072291	1
1-1/8"***	1.1250	5-1/4"	7-1/4"	072292	1
1-3/16"***	1.1875	5-1/4"	7-1/4"	072293	1
1-1/4"***	1.2500	5-1/2"	7-1/2"	072294	1
1-5/16"***	1.3125	5-1/2"	7-1/2"	072295	1
1-3/8"***	1.3750	5-1/2"	7-1/2"	072296	1
1-7/16"***	1.4375	5-1/2"	7-1/2"	072297	1
1-1/2"***	1.5000	5-1/2"	7-1/2"	072298	1

*3/8" shank
**3/4" shank

Set				
Style	Description	Pieces	Size Range	Order No.
TCR3	Resealable Plastic Tube	3 Piece	1/2", 5/8", 3/4"	072290



CHUCKING REAMERS



08

REAMERS

Provides a smooth, accurate finish to a hole

- ▷ Designed for general purpose reaming in machines such as drill presses, turret lathes, and screw machines
- ▷ Shorter and deeper flutes than hand reamers
- ▷ Regularly pointed with a 45° chamfer
- ▷ Suitable for machine reaming a wide range of materials
- ▷ All sizes are individually packaged



4300E Straight Flute



4375E Spiral Flute

4300E / 4375E SERIES

Straight Shank / Right Hand Cut

Size	Flute Length	Overall Length	Straight Flute 4300E Order No.	Spiral Flute 4375E Order No.
1/8"	7/8"	3-1/2"	430E108	437E108
9/64"	1"	3-1/2"	430E109	437E109
5/32"	1"	4"	430E110	437E110
11/64"	1-1/8"	4"	430E111	437E111
3/16"	1-1/8"	4-1/2"	430E112	437E112
13/64"	1-1/4"	4-1/2"	430E113	437E113
7/32"	1-1/4"	5"	430E114	437E114
15/64"	1-1/2"	5"	430E115	437E115
1/4"	1-1/2"	6"	430E116	437E116
17/64"	1-1/2"	6"	430E117	437E117
9/32"	1-1/2"	6"	430E118	437E118
19/64"	1-1/2"	6"	430E119	437E119
5/16"	1-1/2"	6"	430E120	437E120
21/64"	1-1/2"	6"	430E121	437E121
11/32"	1-1/2"	6"	430E122	437E122
23/64"	1-3/4"	6"	430E123	437E123
3/8"	1-3/4"	7"	430E124	437E124
25/64"	1-3/4"	7"	430E125	437E125
13/32"	1-3/4"	7"	430E126	437E126
27/64"	1-3/4"	7"	430E127	437E127
7/16"	1-3/4"	7"	430E128	437E128
15/32"	1-3/4"	7"	430E130	437E130
1/2"	2"	8"	430E132	437E132
17/32"	2"	8"	430E134	437E134
9/16"	2"	8"	430E136	437E136

Size	Flute Length	Overall Length	Straight Flute 4300E Order No.	Spiral Flute 4375E Order No.
19/32"	2"	8"	430E138	437E138
5/8"	2-1/4"	9"	430E140	437E140
21/32"	2-1/4"	9"	430E142	437E142
11/16"	2-1/4"	9"	430E144	437E144
23/32"	2-1/4"	9"	430E146	437E146
3/4"	2-1/2"	9-1/2"	430E148	437E148
25/32"	2-1/2"	9-1/2"	430E150	437E150
13/16"	2-1/2"	9-1/2"	430E152	437E152
27/32"	2-1/2"	9-1/2"	430E154	437E154
7/8"	2-5/8"	10"	430E156	437E156
29/32"	2-5/8"	10"	430E158	437E158
15/16"	2-5/8"	10"	430E160	437E160
31/32"	2-5/8"	10"	430E162	437E162
1"	2-3/4"	10-1/2"	430E164	437E164
1-1/32"	2-3/4"	10-1/2"	430E202	-
1-1/16"	2-3/4"	10-1/2"	430E204	437E204
1-3/32"	2-3/4"	10-1/2"	430E206	-
1-1/8"	2-7/8"	11"	430E208	437E208
1-5/32"	2-7/8"	11"	430E210	-
1-3/16"	2-7/8"	11"	430E212	437E212
1-1/4"	3"	11-1/2"	430E216	437E216
1-5/16"	3"	11-1/2"	430E220	437E220
1-3/8"	3-1/4"	12"	430E224	437E224
1-7/16"	3-1/4"	12-1/2"	430E228	437E228
1-1/2"	3-1/2"	12-1/2"	430E232	437E232

4350E SERIES

Straight Flute / Straight Shank / Right Hand Cut



4350E

Size (mm)	Shank Dia.	Flute Length	Overall Length	4350E Order No.
2.5	2.5	20	70	435E025
3.0	3.0	20	70	435E030
3.2	3.2	22	80	435E032
3.5	3.5	22	80	435E035
4.0	4.0	22	80	435E040
4.5	4.5	22	80	435E045
5.0	5.0	25	90	435E050
6.0	6.0	28	100	435E060
7.0	7.0	30	110	435E070
8.0	8.0	32	120	435E080
9.0	9.0	36	130	435E090
10.0	10.0	40	140	435E110
11.0	9.0	40	145	435E111

Size (mm)	Shank Dia.	Flute Length	Overall Length	4350E Order No.
12.0	10.0	40	155	435E112
13.0	11.0	45	160	435E113
14.0	11.0	45	170	435E114
15.0	13.0	45	175	435E115
16.0	13.0	45	180	435E116
17.0	14.0	50	190	435E117
18.0	14.0	50	195	435E118
19.0	16.0	50	205	435E119
20.0	16.0	50	210	435E120
21.0	18.0	55	215	435E121
22.0	18.0	55	225	435E122
23.0	18.0	60	230	435E123
24.0	20.0	60	240	435E124

HAND REAMERS

Widely used for final sizing of drilled holes, by hand

- ▷ The square on the shank-end is suitable for holding in a tap wrench or vise
- ▷ The cutting edge is ground with a starting taper to provide easy entry
- ▷ All sizes are individually packaged

4400E / 4450E SERIES

Straight Shank with Square



4400E Straight Flute



4450E Spiral Flute

Size	Flute Length	Overall Length	Straight Flute 4400E Order No.	Spiral Flute 4450E Order No.
1/8"	1-1/2"	3"	440E108	445E108
5/32"	1-5/8"	3-1/4"	440E110	445E110
11/64"	1-3/4"	3-1/2"	440E111	-
3/16"	1-3/4"	3-1/2"	440E112	445E112
7/32"	1-7/8"	3-3/4"	440E114	445E114
1/4"	2"	4"	440E116	445E116
9/32"	2-1/8"	4-1/4"	440E118	445E118
5/16"	2-1/4"	4-1/2"	440E120	445E120
11/32"	2-3/8"	4-3/4"	440E122	445E122
3/8"	2-1/2"	5"	440E124	445E124
13/32"	2-5/8"	5-1/4"	440E126	445E126
7/16"	2-3/4"	5-1/2"	440E128	445E128
15/32"	2-7/8"	5-3/4"	440E130	445E130
1/2"	3"	6"	440E132	445E132
17/32"	3-1/8"	6-1/4"	440E134	445E134
9/16"	3-1/4"	6-1/2"	440E136	445E136
19/32"	3-3/8"	6-3/4"	440E138	445E138
5/8"	3-1/2"	7"	440E140	445E140
21/32"	3-11/16"	7-3/8"	440E142	445E142

Size	Flute Length	Overall Length	Straight Flute 4400E Order No.	Spiral Flute 4450E Order No.
11/16"	3-7/8"	7-3/4"	440E144	445E144
23/32"	4-1/16"	8-1/8"	440E146	445E146
3/4"	4-3/16"	8-3/4"	440E148	445E148
25/32"	4-3/8"	8-3/4"	440E150	445E150
13/16"	4-9/16"	9-1/8"	440E152	445E152
27/32"	4-11/16"	9-3/8"	440E154	445E154
7/8"	4-7/8"	9-3/4"	440E156	445E156
29/32"	5"	10"	440E158	445E158
15/16"	5-1/8"	10-1/4"	440E160	445E160
31/32"	5-5/16"	10-5/8"	440E162	445E162
1"	5-7/16"	10-7/8"	440E164	445E164
1-1/16"	5-5/8"	11-1/4"	440E204	445E204
1-1/8"	5-13/16"	11-5/8"	440E208	445E208
1-3/16"	6"	12"	440E212	445E212
1-1/4"	6-1/8"	12-1/4"	440E216	445E216
1-5/16"	6-1/4"	12-1/2"	440E220	445E220
1-3/8"	6-5/16"	12-5/8"	440E224	445E224
1-7/16"	6-7/16"	12-7/8"	440E228	445E228
1-1/2"	6-1/2"	13"	440E232	445E232

TAPER PIN REAMERS

Used to finish, shape, or increase the size of holes for a near perfect fit when inserting taper pins into your work piece.

STRAIGHT FLUTE – for hand use in easy to ream materials

SPIRAL FLUTE – for hand use in hard to ream materials

HELICAL FLUTE – for machine reaming on a production basis. Helical design throws the chips forward to relieve packing of the flutes.

- ▷ *Designed to ream holes into which standard taper pins will fit*
- ▷ *Taper Pin Reamers are manufactured with a taper of 1/4" per foot*
- ▷ *Square shank allows hand (straight and spiral flute) reamers to be held in a tap wrench or vise*
- ▷ *All sizes are individually packaged*

4500E / 4550E / 4570E SERIES

Straight Shank with Square



4500E Straight Flute



4550E Spiral Flute



4570E Helical Flute

Size	Shank Dia.	Flute Length	Overall Length	Small End Dia.	Large End Dia.	Straight Flute 4500E Order No.	Spiral Flute 4550E Order No.	Helical Flute 4570E Order No.
0	11/64"	1-11/16"	2-15/16"	.1287	.1638	450E000	455E000	457E000
2/0	5/32"	1-9/16"	2-9/16"	.1137	.1462	450E002	455E002	457E002
3/0	9/64"	1-5/16"	2-5/16"	.1029	.1302	450E003	455E003	457E003
4/0	1/8"	1-5/16"	2-5/16"	.0869	.1142	450E004	455E004	457E004
5/0	7/64"	1-3/16"	2-3/16"	.0719	.0966	450E005	455E005	457E005
6/0	3/32"	15/16"	1-15/16"	.0611	.0806	450E006	455E006	457E006
7/0	5/64"	13/16"	1-13/16"	.0497	.0666	450E007	455E007	457E007
1	3/16"	1-11/16"	2-15/16"	.1447	.1798	450E010	455E010	457E010
2	13/64"	1-15/16"	3-3/16"	.1605	.2008	450E020	455E020	457E020
3	15/64"	2-5/16"	3-11/16"	.1813	.2294	450E030	455E030	457E030
4	17/64"	2-9/16"	4-1/16"	.2071	.2604	450E040	455E040	457E040
5	5/16"	2-13/16"	4-5/16"	.2409	.2994	450E050	455E050	457E050
6	23/64"	3-11/16"	5-7/16"	.2773	.3540	450E060	455E060	457E060
7	13/32"	4-7/16"	6-5/16"	.3297	.4220	450E070	455E070	457E070
8	7/16"	5-3/16"	7-3/16"	.3971	.505	450E080	455E080	457E080
9	9/16"	6-1/16"	8-5/16"	.4805	.6066	450E090	455E090	457E090
10	5/8"	6-13/16"	9-5/16"	.5799	.7219	450E100	455E100	457E100



09

END MILLS

QUICK PAGES REFERENCES



END MILLS

Heavy-Duty End Mills

Solid Carbide

Bright Finish

For steel, stainless steel, titanium, cast iron, brass, bronze

Type	Series	Catalog page reference
2 & 4-Flute Finishing	7200/7300	465
	7250/7350	
	7400/7500	
Ball Nose	7600/7700	466
	7650/7750	



General Purpose End Mills

High Speed Steel

Bright Finish

For low to medium tensile strength materials

Type	Series	Catalog page reference
2-Flute Finishing	5075A, 5000A	467
	5600A, 5400A	468
Multi-Flute Finishing	5100A	469
	5150A, 5250A, 5350A	470
	5650A, 5500A	471
Ball Nose	6400A, 6420A	472



General Purpose End Mills

Cobalt

Bright Finish

For most materials

Type	Series	Catalog page reference
2-Flute Finishing	6500A, 6900A	473
Multi-Flute Finishing	6700A, 6725A, 6750A, 6950A	474
Ball Nose	6650A	475
Roughing	7140	476



HEAVY-DUTY END MILLS

2 & 4-FLUTE FINISHING END MILLS


Solid carbide end mills often result in the lowest cost per operation. They can be run at impressive feed and speed rates, and offer impressive tool life.

- ▷ Run at extremely impressive feed and speed rates
- 3x the rates of HSS end mills
- ▷ Better surface finish on the workpiece
- ▷ Extended tool life over conventional HSS and Cobalt end mills

7200 / 7300 SERIES 2 & 4-Flute Finishing End Mills

HEAVY-DUTY SOLID CARBIDE

Regular Length / Center Cutting / Single End Fractional / Bright



Size	Shank Dia.	Length of Cut	Overall Length	2-Flutes 7200 Order No.	4-Flutes 7300 Order No.
1/32"	1/8"	5/64"	1-1/2"	72A102C	73A102C
3/64"	1/8"	7/64"	1-1/2"	72A103C	73A103C
1/16"	1/8"	3/16"	1-1/2"	72A104C	73A104C
5/64"	1/8"	3/16"	1-1/2"	72A105C	73A105C
3/32"	1/8"	9/32"	1-1/2"	72A106C	73A106C
7/64"	1/8"	3/8"	1-1/2"	72A107C	73A107C
1/8"	1/8"	3/8"	1-1/2"	72A108C	73A108C
9/64"	3/16"	1/2"	2"	72A109C	73A109C
5/32"	3/16"	1/2"	2"	72A110C	73A110C
11/64"	3/16"	5/8"	2"	72A111C	73A111C
3/16"	3/16"	5/8"	2"	72A112C	73A112C
7/32"	1/4"	5/8"	2-1/2"	72A114C	73A114C
1/4"	1/4"	3/4"	2-1/2"	72A116C	73A116C
9/32"	5/16"	3/4"	2-1/2"	72A118C	73A118C
5/16"	5/16"	13/16"	2-1/2"	72A120C	73A120C
11/32"	3/8"	1"	2-1/2"	72A122C	73A122C
3/8"	3/8"	1"	2-1/2"	72A124C	73A124C
13/32"	7/16"	1"	2-3/4"	72A126C	73A126C
7/16"	7/16"	1"	2-3/4"	72A128C	73A128C
15/32"	1/2"	1"	3"	72A130C	73A130C
1/2"	1/2"	1"	3"	72A132C	73A132C
9/16"	9/16"	1-1/8"	3-1/2"	72A136C	73A136C
5/8"	5/8"	1-1/4"	3-1/2"	72A140C	73A140C
11/16"	3/4"	1-3/8"	4"	72A144C	73A144C
3/4"	3/4"	1-1/2"	4"	72A148C	73A148C
7/8"	7/8"	1-1/2"	4"	72A156C	73A156C
1"	1"	1-1/2"	4"	72A164C	73A164C

7250 / 7350 SERIES 2 & 4-Flute Finishing End Mills

HEAVY-DUTY SOLID CARBIDE

Extra Long Length / Center Cutting / Single End Fractional / Bright




Size	Shank Dia.	Length of Cut	Overall Length	2-Flutes 7250 Order No.	4-Flutes 7350 Order No.
1/8"	1/8"	1"	3"	725A108C	735A108C
3/16"	3/16"	1-1/8"	3"	725A112C	735A112C
1/4"	1/4"	1-1/2"	4"	725A116C	735A116C
5/16"	5/16"	1-5/8"	4"	725A120C	735A120C
3/8"	3/8"	1-3/4"	4"	725A124C	735A124C
7/16"	7/16"	3"	6"	725A128C	735A128C
1/2"	1/2"	3"	6"	725A132C	735A132C
5/8"	5/8"	3"	6"	725A140C	735A140C
3/4"	3/4"	3"	6"	725A148C	735A148C
1"	1"	3"	6"	725A164C	735A164C

7400 / 7500 SERIES 2 & 4-Flute Finishing End Mills

HEAVY-DUTY SOLID CARBIDE

Stub Length / Center Cutting / Double End Fractional / Bright



Size	Shank Dia.	Length of Cut	Overall Length	2-Flutes 7400 Order No.	4-Flutes 7500 Order No.
1/32"	1/8"	5/64"	1-1/2"	74A102C	75A102C
3/64"	1/8"	3/32"	1-1/2"	74A103C	75A103C
1/16"	1/8"	1/8"	1-1/2"	74A104C	75A104C
5/64"	1/8"	5/32"	1-1/2"	74A105C	75A105C
3/32"	1/8"	3/16"	1-1/2"	74A106C	75A106C
7/64"	1/8"	7/32"	1-1/2"	74A107C	75A107C
1/8"	1/8"	1/4"	1-1/2"	74A108C	75A108C
9/64"	3/16"	9/32"	2"	74A109C	75A109C
5/32"	3/16"	5/16"	2"	74A110C	75A110C
3/16"	3/16"	3/8"	2"	74A112C	75A112C
7/32"	1/4"	1/2"	2-1/2"	74A114C	75A114C
1/4"	1/4"	1/2"	2-1/2"	74A116C	75A116C
5/16"	5/16"	1/2"	2-1/2"	74A120C	75A120C
3/8"	3/8"	1/2"	2-1/2"	74A124C	75A124C
7/16"	7/16"	9/16"	2-3/4"	74A128C	75A128C
1/2"	1/2"	5/8"	3"	74A132C	75A132C

HEAVY-DUTY BALL NOSE END MILLS

Ball nose end mills are used where rounded details must be machined in a part (for example, a slot with a rounded bottom). They are also used where sharp machined corners must be avoided. Ball nose end mills are also widely used for delicate cuts on contoured surfaces of molds and dies.

- ▷ Have rounded end cutting edges
- ▷ Available as a center cutting tool only
- ▷ All sizes are individually packaged

7600 / 7700 SERIES Ball Nose End Mills

HEAVY DUTY SOLID CARBIDE

Regular Length / Center Cutting / Single End
Fractional / Bright



7600



7700

7650 / 7750 SERIES Ball Nose End Mills SERIES

HEAVY DUTY SOLID CARBIDE

Extra Long Length / Center Cutting / Single End
Fractional / Bright



7650



7750

Size	Shank Dia.	Length of Cut	Overall Length	2-Flutes 7600 Order No.	4-Flutes 7700 Order No.
1/32"	1/8"	5/64"	1-1/2"	76A102C	77A102C
3/64"	1/8"	7/64"	1-1/2"	76A103C	77A103C
1/16"	1/8"	3/16"	1-1/2"	76A104C	77A104C
5/64"	1/8"	3/16"	1-1/2"	76A105C	77A105C
3/32"	1/8"	9/32"	1-1/2"	76A106C	77A106C
7/64"	1/8"	3/8"	1-1/2"	76A107C	77A107C
1/8"	1/8"	3/8"	1-1/2"	76A108C	77A108C
9/64"	3/16"	1/2"	2"	76A109C	77A109C
5/32"	3/16"	1/2"	2"	76A110C	77A110C
11/64"	3/16"	5/8"	2"	76A111C	77A111C
3/16"	3/16"	5/8"	2"	76A112C	77A112C
7/32"	1/4"	5/8"	2-1/2"	76A114C	77A114C
1/4"	1/4"	3/4"	2-1/2"	76A116C	77A116C
9/32"	5/16"	3/4"	2-1/2"	76A118C	77A118C
5/16"	5/16"	1"	2-1/2"	76A120C	77A120C
11/32"	3/8"	1"	2-1/2"	76A122C	77A122C
3/8"	3/8"	1"	2-1/2"	76A124C	77A124C
13/32"	7/16"	1"	2-3/4"	76A126C	77A126C
7/16"	7/16"	1"	2-3/4"	76A128C	77A128C
15/32"	1/2"	1"	3"	76A130C	77A130C
1/2"	1/2"	1"	3"	76A132C	77A132C
9/16"	9/16"	1-1/8"	3-1/2"	76A136C	77A136C
5/8"	5/8"	1-1/4"	3-1/2"	76A140C	77A140C
11/16"	3/4"	1-3/8"	4"	76A144C	77A144C
3/4"	3/4"	1-1/2"	4"	76A148C	77A148C
7/8"	7/8"	1-1/2"	4"	76A156C	77A156C
1"	1"	1-1/2"	4"	76A164C	77A164C

Size	Shank Dia.	Length of Cut	Overall Length	2-Flutes 7650 Order No.	4-Flutes 7750 Order No.
1/8"	1/8"	1"	3"	765A108C	775A108C
3/16"	3/16"	1-1/8"	3"	765A112C	775A112C
1/4"	1/4"	1-1/2"	4"	765A116C	775A116C
5/16"	5/16"	1-5/8"	4"	765A120C	775A120C
3/8"	3/8"	1-3/4"	4"	765A124C	775A124C
7/16"	7/16"	3"	6"	765A128C	775A128C
1/2"	1/2"	3"	6"	765A132C	775A132C
5/8"	5/8"	3"	6"	765A140C	775A140C
3/4"	3/4"	3"	6"	765A148C	775A148C
1"	1"	3"	6"	765A164C	775A164C

GENERAL PURPOSE END MILLS

2-FLUTE FINISHING END MILLS

For general purpose milling in all types of materials.

- ▷ *Hard working center cutting tool*
- ▷ *Can be used for multiple operations, plunge cutting, slot milling, and profiling*
- ▷ *Ideal tool for milling operations that begin with a plunge cut and heavy cuts where the tool is "buried"*
- ▷ *2-flute end mills provide more efficient chip removal than multi-flute end mills*
- ▷ *All sizes are individually packaged*

5075A SERIES 2-Flute Finishing End Mills

GENERAL PURPOSE HIGH SPEED STEEL

Long Length / Center Cutting / Single End
Fractional / Bright



5075A

Size	Shank Dia.	Length of Cut	Overall Length	No. of Flutes	5075A Order No.
1/4"	3/8"	1-1/4"	3-1/16"	2	507A116A
5/16"	3/8"	1-3/8"	3-1/8"	2	507A120A
3/8"	3/8"	1-1/2"	3-1/4"	2	507A124A
1/2"	1/2"	2"	4"	2	507A132B

5000A SERIES 2-Flute Finishing End Mills

GENERAL PURPOSE HIGH SPEED STEEL

Regular Length / Center Cutting / Single End
Fractional / Bright



5000A

Size	Shank Dia.	Length of Cut	Overall Length	No. of Flutes	5000A Order No.
11/16"	1/2"	1-5/16"	3-5/16"	2	50A144B
11/16"	5/8"	1-5/16"	3-7/16"	2	50A144C
23/32"	3/4"	1-5/16"	3-5/16"	2	50A146D
3/4"	1/2"	1-5/16"	3-5/16"	2	50A148B
3/4"	5/8"	1-5/16"	3-7/16"	2	50A148C
3/4"	3/4"	1-5/16"	3-7/16"	2	50A148D
25/32"	3/4"	1-1/2"	3-5/8"	2	50A150D
13/16"	5/8"	1-1/2"	3-5/8"	2	50A152C
13/16"	3/4"	1-1/2"	3-3/4"	2	50A152D
27/32"	7/8"	1-1/2"	3-5/8"	2	50A154E
7/8"	5/8"	1-1/2"	3-5/8"	2	50A156C
7/8"	3/4"	1-1/2"	3-3/4"	2	50A156D
7/8"	7/8"	1-1/2"	3-3/4"	2	50A156E
29/32"	7/8"	1-1/2"	3-3/4"	2	50A158E
15/16"	5/8"	1-1/2"	3-5/8"	2	50A160C
15/16"	3/4"	1-1/2"	3-3/4"	2	50A160D
15/16"	7/8"	1-1/2"	3-3/4"	2	50A160E
31/32"	1"	1-1/2"	3-3/4"	2	50A162F
1"	5/8"	1-1/2"	3-5/8"	2	50A164C
1"	3/4"	1-1/2"	3-3/4"	2	50A164D
1"	7/8"	1-1/2"	3-3/4"	2	50A164E
1"	1"	1-5/8"	4-1/8"	2	50A164F
1-1/16"	3/4"	1-5/8"	3-7/8"	2	50A204D
1-1/8"	3/4"	1-5/8"	3-7/8"	2	50A208D
1-1/8"	1"	1-5/8"	4-1/8"	2	50A208F
1-3/16"	3/4"	1-5/8"	3-7/8"	2	50A212D
1-1/4"	3/4"	1-5/8"	3-7/8"	2	50A216D
1-1/4"	7/8"	1-5/8"	3-7/8"	2	50A216E
1-1/4"	1"	1-5/8"	4-1/8"	2	50A216F
1-1/4"	1-1/4"	1-5/8"	4-1/8"	2	50A216G
1-3/8"	3/4"	1-5/8"	3-7/8"	2	50A224D
1-3/8"	1"	1-5/8"	4-1/8"	2	50A224F
1-1/2"	3/4"	1-5/8"	4-1/8"	2	50A232D
1-1/2"	1"	1-5/8"	4-1/8"	2	50A232F
1-1/2"	1-1/4"	1-5/8"	4-1/8"	2	50A232G
1-5/8"	1-1/4"	1-5/8"	4-1/8"	2	50A240G
1-3/4"	3/4"	1-5/8"	4-1/8"	2	50A248D
1-3/4"	1-1/4"	1-5/8"	4-1/8"	2	50A248G
1-7/8"	1-1/4"	1-5/8"	4-1/8"	2	50A256G
2"	3/4"	1-5/8"	4-1/8"	2	50A264D
2"	1-1/4"	1-5/8"	4-1/8"	2	50A264G

Size	Shank Dia.	Length of Cut	Overall Length	No. of Flutes	5000A Order No.
1/8"	3/8"	3/8"	2-5/16"	2	50A108A
11/64"	3/8"	7/16"	2-5/16"	2	50A111A
3/16"	3/8"	7/16"	2-5/16"	2	50A112A
13/64"	3/8"	1/2"	2-5/16"	2	50A113A
7/32"	3/8"	1/2"	2-5/16"	2	50A114A
15/64"	3/8"	1/2"	2-5/16"	2	50A115A
1/4"	3/8"	1/2"	2-5/16"	2	50A116A
17/64"	3/8"	9/16"	2-5/16"	2	50A117A
9/32"	3/8"	9/16"	2-5/16"	2	50A118A
19/64"	3/8"	9/16"	2-5/16"	2	50A119A
5/16"	3/8"	9/16"	2-5/16"	2	50A120A
21/64"	3/8"	9/16"	2-5/16"	2	50A121A
11/32"	3/8"	9/16"	2-5/16"	2	50A122A
23/64"	3/8"	9/16"	2-5/16"	2	50A123A
3/8"	3/8"	9/16"	2-5/16"	2	50A124A
25/64"	3/8"	13/16"	2-1/2"	2	50A125A
13/32"	3/8"	13/16"	2-1/2"	2	50A126A
27/64"	3/8"	13/16"	2-1/2"	2	50A127A
7/16"	3/8"	13/16"	2-1/2"	2	50A128A
29/64"	3/8"	13/16"	2-1/2"	2	50A129A
15/32"	3/8"	13/16"	2-1/2"	2	50A130A
1/2"	3/8"	13/16"	2-1/2"	2	50A132A
1/2"	1/2"	1"	3"	2	50A132B
17/32"	1/2"	1-1/8"	3-1/8"	2	50A134B
9/16"	1/2"	1-1/8"	3-1/8"	2	50A136B
19/32"	1/2"	1-1/8"	3-1/8"	2	50A138B
5/8"	1/2"	1-1/8"	3-1/8"	2	50A140B
5/8"	5/8"	1-5/16"	3-7/16"	2	50A140C
21/32"	5/8"	1-5/16"	3-5/16"	2	50A142C

GENERAL PURPOSE 2-FLUTE FINISHING END MILLS

5600A SERIES 2-Flute Finishing End Mills

GENERAL PURPOSE HIGH SPEED STEEL

Regular Length / Center Cutting / Single End
Metric / Bright



5600A

Size (mm)	Shank Dia.	Length of Cut	Overall Length	No. of Flutes	5600A Order No.
3.0	3/8"	5/16"	2-5/16"	2	560A030
3.5	3/8"	7/16"	2-5/16"	2	560A035
4.0	3/8"	7/16"	2-5/16"	2	560A040
4.5	3/8"	1/2"	2-5/16"	2	560A045
5.0	3/8"	1/2"	2-5/16"	2	560A050
5.5	3/8"	1/2"	2-5/16"	2	560A055
6.0	3/8"	1/2"	2-5/16"	2	560A060
6.5	3/8"	9/16"	2-5/16"	2	560A065
7.0	3/8"	9/16"	2-5/16"	2	560A070
8.0	3/8"	9/16"	2-5/16"	2	560A080
9.0	3/8"	9/16"	2-5/16"	2	560A090
10.0	3/8"	13/16"	2-1/2"	2	560A100
10.5	3/8"	13/16"	2-1/2"	2	560A105
11.0	3/8"	13/16"	2-1/2"	2	560A110
12.0	3/8"	13/16"	2-1/2"	2	560A120

Size (mm)	Shank Dia.	Length of Cut	Overall Length	No. of Flutes	5600A Order No.
12.5	1/2"	1-1/8"	3-1/8"	2	560A125
13.0	1/2"	1-1/8"	3-1/8"	2	560A130
13.5	1/2"	1-1/8"	3-1/8"	2	560A135
14.0	1/2"	1-1/8"	3-3/8"	2	560A140
14.5	1/2"	1-1/8"	3-1/8"	2	560A145
15.0	1/2"	1-1/8"	3-1/2"	2	560A150
16.0	5/8"	1-5/16"	3-7/16"	2	560A160
18.0	5/8"	1-5/16"	3-7/16"	2	560A180
20.0	5/8"	1-1/2"	3-3/4"	2	560A200
22.0	3/4"	1-1/2"	3-3/4"	2	560A220
23.0	7/8"	1-1/2"	3-3/4"	2	560A230
24.0	3/4"	2"	4-1/2"	2	560A240
25.0	1"	2"	4-1/2"	2	560A250
32.0	1"	2"	4-1/2"	2	560A320

5400A SERIES 2-Flute Finishing End Mills

GENERAL PURPOSE HIGH SPEED STEEL

Regular Length / Center Cutting / Double End
Fractional / Bright



5400A

Size	Shank Dia.	Length of Cut	Overall Length	No. of Flutes	5400A Order No.
1/8"	3/8"	3/8"	3-1/16"	2	54A108A
5/32"	3/8"	7/16"	3-1/8"	2	54A110A
3/16"	3/8"	7/16"	3-1/8"	2	54A112A
7/32"	3/8"	1/2"	3-1/8"	2	54A114A
1/4"	3/8"	1/2"	3-1/8"	2	54A116A
9/32"	3/8"	9/16"	3-1/8"	2	54A118A
5/16"	3/8"	9/16"	3-1/8"	2	54A120A
11/32"	3/8"	9/16"	3-1/8"	2	54A122A
3/8"	3/8"	9/16"	3-1/8"	2	54A124A
13/32"	1/2"	13/16"	3-3/4"	2	54A126B
7/16"	1/2"	13/16"	3-3/4"	2	54A128B

Size	Shank Dia.	Length of Cut	Overall Length	No. of Flutes	5400A Order No.
15/32"	1/2"	13/16"	3-3/4"	2	54A130B
1/2"	1/2"	13/16"	3-3/4"	2	54A132B
9/16"	5/8"	1-1/8"	4-1/2"	2	54A136C
5/8"	5/8"	1-1/8"	4-1/2"	2	54A140C
11/16"	3/4"	1-5/16"	5"	2	54A144D
3/4"	3/4"	1-5/16"	5"	2	54A148D
13/16"	7/8"	1-9/16"	5-1/2"	2	54A152E
7/8"	7/8"	1-9/16"	5-1/2"	2	54A156E
15/16"	1"	1-5/8"	5-7/8"	2	54A160F
1"	1"	1-5/8"	5-7/8"	2	54A164F

GENERAL PURPOSE MULTI-FLUTE FINISHING END MILLS

- ▷ Provide a better finishing capability than the 2-flute end mill
- ▷ Cutting action is smoother than that of the 2-flute end mill, with less chatter and flutter
- ▷ Have ample chip carrying capacity
- ▷ Multi-flute end mills are preferred for profiling, side milling, and shallow slotting applications
- ▷ All sizes are individually packaged
- ▷ Non-center cutting end mills have cutting edges only on the sides and are used only for side milling

5100A SERIES Multi-Flute Finishing End Mills

GENERAL PURPOSE HIGH SPEED STEEL

Regular Length / Non-Center Cutting / Single End
Fractional / Bright



5100A

Size	Shank Dia.	Length of Cut	Overall Length	No. of Flutes	5100A Order No.
1/8"	3/8"	3/8"	2-5/16"	4	51A108A
11/64"	3/8"	1/2"	2-3/8"	4	51A111A
3/16"	3/8"	1/2"	2-3/8"	4	51A112A
13/64"	3/8"	9/16"	2-7/16"	4	51A113A
7/32"	3/8"	9/16"	2-7/16"	4	51A114A
15/64"	3/8"	5/8"	2-7/16"	4	51A115A
1/4"	3/8"	5/8"	2-7/16"	4	51A116A
17/64"	3/8"	11/16"	2-7/16"	4	51A117A
9/32"	3/8"	11/16"	2-7/16"	4	51A118A
19/64"	3/8"	3/4"	2-1/2"	4	51A119A
5/16"	3/8"	3/4"	2-1/2"	4	51A120A
21/64"	3/8"	3/4"	2-1/2"	4	51A121A
11/32"	3/8"	3/4"	2-1/2"	4	51A122A
23/64"	3/8"	3/4"	2-1/2"	4	51A123A
3/8"	3/8"	3/4"	2-1/2"	4	51A124A
25/64"	3/8"	1"	2-11/16"	4	51A125A
13/32"	3/8"	1"	2-11/16"	4	51A126A
27/64"	3/8"	1"	2-11/16"	4	51A127A
7/16"	3/8"	1"	2-11/16"	4	51A128A
29/64"	1/2"	1-1/4"	3-1/4"	4	51A129A
15/32"	1/2"	1-1/4"	3-1/4"	4	51A130A
31/64"	1/2"	1-1/4"	3-1/4"	4	51A131A
1/2"	3/8"	1"	2-11/16"	4	51A132A
1/2"	1/2"	1-1/4"	3-1/4"	4	51A132B
17/32"	1/2"	1-3/8"	3-3/8"	4	51A134B
9/16"	1/2"	1-3/8"	3-3/8"	4	51A136B
19/32"	1/2"	1-3/8"	3-3/8"	4	51A138B
5/8"	1/2"	1-3/8"	3-3/8"	4	51A140B
5/8"	5/8"	1-5/8"	3-3/4"	4	51A140C
21/32"	5/8"	1-5/8"	3-3/4"	4	51A142C
11/16"	1/2"	1-5/8"	3-5/8"	4	51A144B
11/16"	5/8"	1-5/8"	3-3/4"	4	51A144C
23/32"	3/4"	1-5/8"	3-7/8"	4	51A146D
3/4"	1/2"	1-5/8"	3-5/8"	4	51A148B
3/4"	5/8"	1-5/8"	3-3/4"	4	51A148C
3/4"	3/4"	1-5/8"	3-7/8"	4	51A148D

Size	Shank Dia.	Length of Cut	Overall Length	No. of Flutes	5100A Order No.
25/32"	3/4"	1-7/8"	4-1/8"	4	51A150D
13/16"	5/8"	1-7/8"	4"	6	51A152C
13/16"	3/4"	1-7/8"	4-1/8"	4	51A152D
27/32"	5/8"	1-7/8"	4"	4	51A154E
7/8"	1/2"	1-5/8"	3-5/8"	4	51A156B
7/8"	5/8"	1-7/8"	4"	6	51A156C
7/8"	3/4"	1-7/8"	4-1/8"	4	51A156D
7/8"	7/8"	1-7/8"	4-1/8"	4	51A156E
29/32"	7/8"	1-7/8"	4-1/8"	6	51A158E
15/16"	5/8"	1-7/8"	4"	6	51A160C
15/16"	3/4"	1-7/8"	4-1/8"	4	51A160D
15/16"	7/8"	1-7/8"	4-1/8"	4	51A160E
1"	5/8"	1-7/8"	4"	6	51A164C
1"	3/4"	1-7/8"	4-1/8"	4	51A164D
1"	7/8"	1-7/8"	4-1/8"	4	51A164E
1"	1"	2"	4-1/2"	4	51A164F
1-1/16"	3/4"	2"	4-1/4"	6	51A204D
1-1/8"	3/4"	2"	4-1/4"	6	51A208D
1-1/8"	7/8"	2"	4-1/2"	6	51A208E
1-1/8"	1"	2"	4-1/2"	6	51A208F
1-1/4"	3/4"	2"	4-1/4"	6	51A216D
1-1/4"	7/8"	2"	4-1/2"	6	51A216E
1-1/4"	1"	2"	4-1/2"	6	51A216F
1-1/4"	1-1/4"	2"	4-1/2"	6	51A216G
1-3/8"	3/4"	2"	4-1/4"	6	51A224D
1-3/8"	1"	2"	4-1/2"	6	51A224F
1-1/2"	1"	2"	4-1/2"	6	51A232F
1-1/2"	1-1/4"	2"	4-1/2"	4	51A232G
1-1/2"	1-1/4"	2"	4-1/2"	6	51A232H
1-5/8"	1-1/4"	2"	4-1/2"	6	51A240G
1-3/4"	1-1/4"	2"	4-1/2"	4	51A248G
1-3/4"	1-1/4"	2"	4-1/2"	6	51A248H
1-7/8"	1-1/4"	2"	4-1/2"	6	51A256H
2"	3/4"	2"	4-1/2"	8	51A264D
2"	1-1/4"	2"	4-1/2"	6	51A264G
2"	1-1/4"	2"	4-1/2"	8	51A264H

GENERAL PURPOSE MULTI-FLUTE FINISHING END MILLS

5150A SERIES Multi-Flute Finishing End Mills

GENERAL PURPOSE HIGH SPEED STEEL

Regular Length / Center Cutting / Single End
Fractional / Bright



5150A

Size	Shank Dia.	Length of Cut	Overall Length	No. of Flutes	5150A Order No.
1/8"	3/8"	3/8"	2-5/16"	4	515A108A
3/16"	3/8"	1/2"	2-3/8"	4	515A112A
7/32"	3/8"	5/8"	2-7/16"	4	515A114A
1/4"	3/8"	5/8"	2-7/16"	4	515A116A
9/32"	3/8"	11/16"	2-1/2"	4	515A118A
5/16"	3/8"	3/4"	2-1/2"	4	515A120A
11/32"	3/8"	3/4"	2-1/2"	4	515A122A
3/8"	3/8"	3/4"	2-1/2"	4	515A124A
13/32"	3/8"	1"	2-11/16"	4	515A126A
7/16"	3/8"	1"	2-11/16"	4	515A128A
15/32"	3/8"	1"	2-11/16"	4	515A130A
1/2"	1/2"	1-1/4"	3-1/4"	4	515A132B
9/16"	1/2"	1-3/8"	3-3/8"	4	515A136B
5/8"	1/2"	1-3/8"	3-3/8"	4	515A140B
5/8"	5/8"	1-5/8"	3-3/4"	4	515A140C

Size	Shank Dia.	Length of Cut	Overall Length	No. of Flutes	5150A Order No.
11/16"	5/8"	1-5/8"	3-3/4"	4	515A144C
3/4"	3/4"	1-5/8"	3-7/8"	4	515A148D
3/4"	3/4"	1-5/8"	3-7/8"	6	515A148E
13/16"	3/4"	1-7/8"	4-1/8"	4	515A152D
7/8"	7/8"	1-7/8"	4-1/8"	4	515A156E
15/16"	3/4"	1-7/8"	4-1/8"	4	515A160E
1"	1"	2"	4-1/2"	4	515A164F
1"	1"	2"	4-1/2"	6	515A164G
1-1/8"	1"	2"	4-1/2"	4	515A208F
1-1/8"	1"	2"	4-1/2"	6	515A208G
1-1/4"	1-1/4"	2"	4-1/2"	6	515A216H
1-1/2"	1-1/4"	2"	4-1/2"	4	515A232G
1-1/2"	1-1/4"	2"	4-1/2"	6	515A232H
1-3/4"	1-1/4"	2"	4-1/2"	6	515A248G
2"	1-1/4"	2"	4-1/2"	6	515A264G

5250A SERIES Multi-Flute Finishing End Mills

GENERAL PURPOSE HIGH SPEED STEEL

Long Length / Center Cutting / Single End
Fractional / Bright



5250A

Size	Shank Dia.	Length of Cut	Overall Length	No. of Flutes	5250A Order No.
1/4"	3/8"	1-1/4"	3-9/16"	4	525A116A
5/16"	3/8"	1-3/8"	3-1/8"	4	525A120A
3/8"	3/8"	1-1/2"	3-1/4"	4	525A124A
1/2"	1/2"	2"	4"	4	525A132B
5/8"	5/8"	2-1/2"	4-5/8"	4	525A140C
3/4"	3/4"	3"	5-1/4"	4	525A148D
3/4"	3/4"	3"	5-1/4"	6	525A148H
7/8"	7/8"	3-1/2"	5-3/4"	4	525A156E
7/8"	7/8"	3-1/2"	5-3/4"	6	525A156H

Size	Shank Dia.	Length of Cut	Overall Length	No. of Flutes	5250A Order No.
1"	1"	4"	6-1/2"	4	525A164F
1"	1"	4"	6-1/2"	6	525A164H
1-1/4"	1-1/4"	4"	6-1/2"	4	525A216G
1-1/4"	1-1/4"	4"	6-1/2"	6	525A216H
1-1/2"	1-1/4"	4"	6-1/2"	4	525A232G
1-1/2"	1-1/4"	4"	6-1/2"	6	525A232H
2"	1-1/4"	4"	6-1/2"	6	525A264G
2"	2"	6"	9-3/4"	6	525A264J

5350A SERIES Multi-Flute Finishing End Mills

GENERAL PURPOSE HIGH SPEED STEEL

Extra-Long Length / Center Cutting / Single End
Fractional / Bright



5350A

Size	Shank Dia.	Length of Cut	Overall Length	No. of Flutes	5350A Order No.
1/4"	3/8"	1-3/4"	3-9/16"	4	535A116A
5/16"	3/8"	2"	3-3/4"	4	535A120A
3/8"	3/8"	2-1/2"	4-1/4"	4	535A124A
15/32"	1/2"	3"	5"	4	535A130A
1/2"	1/2"	3"	5"	4	535A132B
5/8"	5/8"	4"	6-1/8"	4	535A140C
3/4"	3/4"	4"	6-1/4"	4	535A148D
3/4"	3/4"	4"	6-1/4"	6	535A148H

Size	Shank Dia.	Length of Cut	Overall Length	No. of Flutes	5350A Order No.
7/8"	7/8"	5"	7-1/4"	4	535A156E
7/8"	7/8"	5"	7-1/4"	6	535A156H
1"	1"	6"	8-1/2"	4	535A164F
1"	1"	6"	8-1/2"	6	535A164H
1-1/4"	1-1/4"	6"	8-1/2"	6	535A216H
2"	2"	6"	9-3/4"	6	535A264G

GENERAL PURPOSE MULTI-FLUTE FINISHING END MILLS

5650A SERIES Multi-Flute Finishing End Mills

GENERAL PURPOSE HIGH SPEED STEEL

Regular Length / Center Cutting / Single End
Metric / Bright



5650A

Size (mm)	Shank Dia.	Length of Cut	Overall Length	No. of Flutes	5650A Order No.
3.0	3/8"	3/8"	2-5/16"	4	565A030
3.5	3/8"	1/2"	2-3/8"	4	565A035
4.0	3/8"	1/2"	2-3/8"	4	565A040
4.5	3/8"	9/16"	2-1/2"	4	565A045
5.0	3/8"	9/16"	2-1/2"	4	565A050
5.5	3/8"	5/8"	2-1/2"	4	565A055
6.0	3/8"	5/8"	2-1/2"	4	565A060
7.0	3/8"	11/16"	2-1/2"	4	565A070
8.0	3/8"	3/4"	2-1/2"	4	565A080
8.5	3/8"	3/4"	2-1/2"	4	565A085
9.0	3/8"	3/4"	2-1/2"	4	565A090
10.0	3/8"	1"	2-11/16"	4	565A100
10.5	3/8"	1"	2-11/16"	4	565A105
11.0	3/8"	1"	2-11/16"	4	565A110
12.0	1/2"	1"	2-11/16"	4	565A120
12.5	1/2"	1-1/4"	3-1/4"	4	565A125

Size (mm)	Shank Dia.	Length of Cut	Overall Length	No. of Flutes	5650A Order No.
13.0	1/2"	1-1/4"	3-1/4"	4	565A130
14.0	1/2"	1-3/8"	3-3/8"	4	565A140
15.0	1/2"	1-1/8"	3-3/8"	4	565A150
16.0	5/8"	1-5/8"	3-3/4"	4	565A160
18.0	5/8"	1-5/8"	3-3/4"	4	565A180
20.0	5/8"	1-7/8"	4-1/8"	4	565A200
21.0	5/8"	1-7/8"	4-1/8"	4	565A210
22.0	7/8"	1-7/8"	4-1/8"	4	565A220
23.0	7/8"	1-7/8"	4-1/8"	4	565A230
24.0	7/8"	2"	4-1/2"	4	565A240
25.0	7/8"	2"	4-1/2"	4	565A250
32.0	7/8"	2"	4-1/2"	4	565A320
36.0	7/8"	2"	4-1/2"	4	565A360
40.0	1-1/4"	2"	4-1/2"	4	565A400
45.0	1-1/4"	2"	4-1/2"	4	565A450

5500A SERIES Multi-Flute Finishing End Mills

GENERAL PURPOSE HIGH SPEED STEEL

Regular Length / Center Cutting / Double End
Fractional / Bright



5500A

Size	Shank Dia.	Length of Cut	Overall Length	No. of Flutes	5500A Order No.
1/8"	3/8"	3/8"	3-1/16"	4	55A108A
5/32"	3/8"	7/16"	3-1/8"	4	55A110A
3/16"	3/8"	1/2"	3-1/4"	4	55A112A
7/32"	3/8"	9/16"	3-1/4"	4	55A114A
1/4"	3/8"	5/8"	3-3/8"	4	55A116A
9/32"	3/8"	11/16"	3-3/8"	4	55A118A
5/16"	3/8"	3/4"	3-1/2"	4	55A120A
11/32"	3/8"	3/4"	3-1/2"	4	55A122A
3/8"	3/8"	3/4"	3-1/2"	4	55A124A

Size	Shank Dia.	Length of Cut	Overall Length	No. of Flutes	5500A Order No.
13/32"	1/2"	1"	4-1/8"	4	55A126B
7/16"	1/2"	1"	4-1/8"	4	55A128B
15/32"	1/2"	1"	4-1/8"	4	55A130B
1/2"	1/2"	1"	4-1/8"	4	55A132B
5/8"	5/8"	1-3/8"	5"	4	55A140C
3/4"	3/4"	1-5/8"	5-5/8"	4	55A148D
7/8"	7/8"	1-7/8"	6-1/8"	4	55A156E
1"	1"	1-7/8"	6-3/8"	4	55A164F

GENERAL PURPOSE BALL NOSE END MILLS

Ball nose end mills are used where rounded details must be machined in a part (for example, a slot with a rounded bottom). They are also used where sharp machined corners must be avoided. Ball nose end mills are also widely used for delicate cuts on contoured surfaces of molds and dies.

- ▷ Have rounded end cutting edges
- ▷ Available as a center cutting tool only
- ▷ All sizes are individually packaged

6400A SERIES 2-Flute Ball Nose End Mills

GENERAL PURPOSE HIGH SPEED STEEL

Regular Length / Center Cutting / Single End
Fractional/Bright



6400A

Size	Shank Dia.	Length of Cut	Overall Length	No. of Flutes	6400A Order No.
1/8"	3/8"	3/8"	2-5/16"	2	640A108A
3/16"	3/8"	1/2"	2-3/8"	2	640A112A
1/4"	3/8"	5/8"	2-7/16"	2	640A116A
5/16"	3/8"	3/4"	2-1/2"	2	640A120A
3/8"	3/8"	3/4"	2-1/2"	2	640A124A
7/16"	1/2"	1"	3"	2	640A128B
1/2"	1/2"	1"	3"	2	640A132B
9/16"	1/2"	1-1/8"	3-1/8"	2	640A136B
5/8"	1/2"	1-1/8"	3-1/8"	2	640A140B
5/8"	5/8"	1-3/8"	3-1/2"	2	640A140C
3/4"	1/2"	1-5/16"	3-5/16"	2	640A148B
3/4"	3/4"	1-5/8"	3-7/8"	2	640A148D
13/16"	3/4"	2"	4-1/4"	2	640A152D
7/8"	3/4"	2"	4-1/4"	2	640A156D
7/8"	7/8"	2"	4-1/4"	2	640A156E
15/16"	3/4"	2-1/4"	4-1/2"	2	640A160D
1"	3/4"	2-1/4"	4-1/2"	2	640A164D
1"	1"	2-1/4"	4-3/4"	2	640A164F
1-1/8"	1"	2-1/4"	4-3/4"	2	640A208F
1-1/4"	1-1/4"	2-1/2"	5"	2	640A216G
1-1/2"	1-1/4"	2-1/2"	5"	2	640A232G

6420A SERIES 4-Flute Ball Nose End Mills

GENERAL PURPOSE HIGH SPEED STEEL

Regular Length / Center Cutting / Single End
Fractional/Bright



6420A

Size	Shank Dia.	Length of Cut	Overall Length	No. of Flutes	6420A Order No.
1/4"	3/8"	5/8"	2-7/16"	4	642A116A
5/16"	3/8"	3/4"	2-1/2"	4	642A120A
3/8"	3/8"	3/4"	2-1/2"	4	642A124A
1/2"	1/2"	1-1/4"	3-1/4"	4	642A132B
5/8"	5/8"	1-5/8"	3-3/4"	4	642A140C
3/4"	3/4"	1-5/8"	3-7/8"	4	642A148D
1"	1"	2"	4-1/2"	4	642A164F

GENERAL PURPOSE 2-FLUTE FINISHING END MILLS

Cobalt end mills offer increased heat and wear resistance over standard HSS end mills. This results in faster operation rates, and longer tool life.

- ▷ Cobalt end mills run about 10% faster than conventional HSS end mills
- ▷ Shorter machining times and permits fuller utilization of available machine horsepower
- ▷ Retain their sharpness for longer, providing more cuts between grinds and less machine downtime, resulting in lower end mill tooling costs
- ▷ All sizes are individually packaged

6500A SERIES 2-Flute Finishing End Mills

COBALT

Regular Length / Center Cutting / Single End
Fractional / Bright



6500A

Size	Shank Dia.	Length of Cut	Overall Length	No. of Flutes	6500A Order No.
1/8"	3/8"	3/8"	2-5/16"	2	650A108A
3/16"	3/8"	7/16"	2-5/16"	2	650A112A
1/4"	3/8"	1/2"	2-5/16"	2	650A116A
5/16"	3/8"	9/16"	2-5/16"	2	650A120A
3/8"	3/8"	9/16"	2-5/16"	2	650A124A
7/16"	3/8"	13/16"	2-1/2"	2	650A128A
1/2"	1/2"	1"	3"	2	650A132B
5/8"	5/8"	1-5/16"	3-7/16"	2	650A140C
3/4"	3/4"	2-1/4"	4-1/2"	2	650A148C
3/4"	3/4"	1-5/16"	3-7/16"	2	650A148D
1"	1"	1-5/8"	4-1/8"	2	650A164F

6900A SERIES 2-Flute Finishing End Mills

COBALT

Regular Length / Center Cutting / Double End
Fractional / Bright



6900A

Size	Shank Dia.	Length of Cut	Overall Length	No. of Flutes	6900A Order No.
1/8"	3/8"	3/8"	3-1/16"	2	690A108A
5/32"	3/8"	7/16"	3-1/8"	2	690A110A
3/16"	3/8"	7/16"	3-1/8"	2	690A112A
7/32"	3/8"	1/2"	3-1/4"	2	690A114A
1/4"	3/8"	1/2"	3-3/8"	2	690A116A
9/32"	3/8"	9/16"	3-3/8"	2	690A118A
5/16"	3/8"	9/16"	3-1/2"	2	690A120A
3/8"	3/8"	9/16"	3-1/2"	2	690A124A
1/2"	1/2"	13/16"	3-3/4"	2	690A132B
5/8"	5/8"	1-1/8"	4-1/2"	2	690A140C
3/4"	3/4"	1-5/16"	5"	2	690A148D

GENERAL PURPOSE MULTI-FLUTE FINISHING END MILLS

Cobalt end mills offer increased heat and wear resistance over standard HSS end mills. This results in faster operation rates, and longer tool life.

- ▷ Run about 10% faster than conventional HSS end mills
- ▷ Shorter machining times and permits fuller utilization of available machine horsepower
- ▷ All sizes are individually packaged

6700A SERIES Multi-Flute Finishing End Mills

COBALT

Regular Length / Center Cutting / Single End Fractional / Bright



6700A

Size	Shank Dia.	Length of Cut	Overall Length	No. of Flutes	6700A Order No.
1/8"	3/8"	3/8"	2-5/16"	4	670A108A
3/16"	3/8"	1/2"	2-3/8"	4	670A112A
1/4"	3/8"	5/8"	2-7/16"	4	670A116A
5/16"	3/8"	3/4"	2-1/2"	4	670A120A
3/8"	3/8"	3/4"	2-1/2"	4	670A124A
1/2"	1/2"	1-1/4"	3-1/4"	4	670A132B
5/8"	5/8"	1-5/8"	3-3/4"	4	670A140C
3/4"	3/4"	1-5/8"	3-7/8"	4	670A148D
3/4"	3/4"	1-5/8"	3-7/8"	6	670A148J
1"	1"	2"	4-1/2"	4	670A164F
1-1/4"	1-1/4"	2"	4-1/2"	4	670A216G
1-1/4"	1-1/4"	2"	4-1/2"	6	670A216J
1-1/2"	1-1/4"	2"	4-1/2"	4	670A232G
1-1/2"	1-1/4"	2"	4-1/2"	6	670A232J
2"	1-1/4"	2"	4-1/2"	6	670A264G

6725A SERIES Multi-Flute Finishing End Mills

COBALT

Medium Length / Center Cutting / Single End Fractional / Bright



6725A

Size	Shank Dia.	Length of Cut	Overall Length	No. of Flutes	6725A Order No.
3/8"	3/8"	1-1/2"	3-1/4"	4	672A124A
1/2"	1/2"	2"	4"	4	672A132B
5/8"	5/8"	2-1/2"	4-5/8"	4	672A140C

6750A SERIES Multi-Flute Finishing End Mills

COBALT

Long Length / Center Cutting / Single End Fractional / Bright



6750A

Size	Shank Dia.	Length of Cut	Overall Length	No. of Flutes	6750A Order No.
3/8"	3/8"	2-1/2"	4-1/2"	4	675A124A
1/2"	1/2"	3"	5"	4	675A132B
3/4"	3/4"	3"	5-1/4"	4	675A148D
1"	1"	4"	6-1/2"	4	675A164F
1-1/4"	1-1/4"	4"	6-1/2"	6	675A216G

6950A SERIES 4-Flute Finishing End Mills

COBALT

Regular Length / Center Cutting / Double End Fractional / Bright



6950A

Size	Shank Dia.	Length of Cut	Overall Length	No. of Flutes	6950A Order No.
1/8"	3/8"	3/8"	3-1/16"	4	695A108A
3/16"	3/8"	1/2"	3-1/4"	4	695A112A
1/4"	3/8"	5/8"	3-3/8"	4	695A116A
5/16"	3/8"	3/4"	3-1/2"	4	695A120A
3/8"	3/8"	3/4"	3-1/2"	4	695A124A
1/2"	1/2"	1"	4-1/8"	4	695A132B
5/8"	5/8"	1-3/8"	5"	4	695A140C
3/4"	3/4"	1-5/8"	5-5/8"	4	695A148D

GENERAL PURPOSE BALL NOSE END MILLS

Ball nose end mills are used where rounded details must be machined in a part (for example, a slot with a rounded bottom). They are also used where sharp machined corners must be avoided. Ball nose end mills are also widely used for delicate cuts on contoured surfaces of molds and dies.

- ▷ Have rounded end cutting edges
- ▷ Available as a center cutting tool only
- ▷ All sizes are individually packaged

6650A SERIES Multi-Flute Ball Nose End Mills

COBALT

Regular Length / Center Cutting / Single End
Fractional / Bright



6650A

Size	Shank Dia.	Length of Cut	Overall Length	No. of Flutes	6650A Order No.
1/8"	3/8"	3/8"	2-5/16"	4	665A108A
3/16"	3/8"	1/2"	2-3/8"	4	665A112A
1/4"	3/8"	5/8"	2-7/16"	4	665A116A
5/16"	3/8"	3/4"	2-1/2"	4	665A120A
3/8"	3/8"	3/4"	2-1/2"	4	665A124A
1/2"	1/2"	1-1/4"	3-1/4"	4	665A132B
5/8"	5/8"	1-5/8"	3-3/4"	4	665A140C
3/4"	3/4"	1-5/8"	3-7/8"	4	665A148D
1"	1"	2"	4-1/2"	4	665A164F
1-1/4"	1-1/4"	2"	4-1/2"	6	665A216G



ROUGHING END MILLS

Roughing end mills are designed for extremely rapid stock removal. These end mills can remove material up to 3x the rate of regular end mills. Designed to machine low alloy, high strength steels at faster feed and speed rates. Utilizes a wavy tooth form cut. These teeth form many successive cutting edges producing many small chips, resulting in a relatively rough surface finish.

7140 SERIES Multi-Flute Roughing End Mills

COBALT

Regular Length / Center Cutting / Single End
Fractional / Bright



7140

Size	Shank Dia.	Length of Cut	Overall Length	No. of Flutes	7140 Order No.
1/2"	1/2"	1-1/4"	3-1/4"	4	714A132B
1/2"	1/2"	2"	4"	4	714A132M
1/2"	1/2"	3"	5"	4	714A132L
5/8"	5/8"	3/4"	2-7/8"	4	714A140C
5/8"	5/8"	1-5/8"	3-3/4"	4	714A140M
5/8"	5/8"	3-1/8"	5-1/4"	4	714A140L
11/16"	5/8"	1-5/8"	3-3/4"	4	714A144C
3/4"	5/8"	1-5/8"	3-3/4"	4	714A148C
3/4"	3/4"	1-1/4"	3-1/2"	4	714A148D
3/4"	3/4"	2-1/2"	4-5/8"	4	714A148M
3/4"	3/4"	3"	5-1/4"	4	714A148L
13/16"	3/4"	1-7/8"	4-1/8"	5	714A152D
7/8"	3/4"	1-1/8"	3-3/8"	5	714A156D
7/8"	3/4"	1-7/8"	4-1/8"	5	714A156M
7/8"	3/4"	3-1/2"	5-5/8"	5	714A156L
7/8"	7/8"	1-1/8"	3-3/8"	5	714A156E
1"	3/4"	1-1/2"	3-3/8"	5	714A164D

Size	Shank Dia.	Length of Cut	Overall Length	No. of Flutes	7140 Order No.
1"	3/4"	2"	4-1/4"	5	714A164M
1"	3/4"	4"	6-1/4"	5	714A164L
1"	1"	2"	4-1/2"	5	714A164F
1"	1"	6"	8-1/2"	5	714A164N
1-1/8"	3/4"	2"	4-1/4"	6	714A208D
1-1/8"	1"	2"	4-1/2"	6	714A208F
1-1/8"	1"	3-1/2"	6"	6	714A208L
1-1/4"	3/4"	1-1/8"	3-3/8"	6	714A216D
1-1/4"	3/4"	2"	4-1/4"	6	714A216M
1-1/4"	1-1/4"	3"	5-1/2"	6	714A216G
1-1/4"	1-1/4"	6"	8-1/2"	6	714A216N
1-3/8"	3/4"	2"	4-1/4"	6	714A224D
1-1/2"	3/4"	1-1/8"	3-3/8"	6	714A232D
1-1/2"	1-1/4"	2"	4-1/2"	6	714A232G
1-1/2"	1-1/4"	3"	5-1/2"	6	714A232N
1-1/2"	1-1/4"	4"	6-1/2"	6	714A232L

10

COUNTERSINKS



QUICK PAGES REFERENCES

COUNTERSINKS



General Purpose High Speed Steel

Bright Finish For low to medium tensile strength materials		
Type	Series	Catalog page reference
Single flute	3600E	479
3-flute	3700E	479
4-flute	3800E	480
6-flute	3900E	480
Fluteless	4000E	480



Heavy-Duty High Speed Steel + Aluminum (M2Al)

AlCrN Coated For hard steel		
Type	Series	Catalog page reference
4-flute	01-U	481



GENERAL PURPOSE COUNTERSINKS

SINGLE FLUTE

Single Flute Countersinks should be used when multi-flute countersinks chatter or the hole is too small for a multi-flute countersink to enter

- ▷ 60° Countersinks are used for centering
- ▷ 82° Countersinks are used for Countersinking flathead screws
- ▷ 90° Countersinks are used for chamfering and deburring
- ▷ 100° Countersinks are used to make screw and rivet holes
- ▷ All sizes are individually packaged

3600E SERIES Countersink Fractional / Bright



3600E

Size	Shank Dia.	Overall Length	No. of Flutes	60° Order No.	82° Order No.	90° Order No.	100° Order No.
3/16"	3/16"	1-1/2"	1	36E112A	36E112B	36E112C	36E112D
1/4"	1/4"	2"	1	36E116A	36E116B	36E116C	36E116D
5/16"	1/4"	2"	1	36E120A	36E120B	36E120C	36E120D
3/8"	1/4"	2"	1	36E124A	36E124B	36E124C	36E124D
1/2"	1/4"	2"	1	36E132A	36E132B	36E132C	36E132D
5/8"	1/2"	2-3/4"	1	36E140A	36E140B	36E140C	36E140D
3/4"	1/2"	2-3/4"	1	36E148A	36E148B	36E148C	36E148D
7/8"	1/2"	2-3/4"	1	36E156A	36E156B	36E156C	36E156D
1"	1/2"	2-3/4"	1	36E164A	36E164B	36E164C	36E164D
1-1/4"	3/4"	3-3/8"	1	36E216A	36E216B	36E216C	36E216D
1-1/2"	3/4"	3-3/8"	1	36E232A	36E232B	36E232C	36E232D
2"	3/4"	3-3/8"	1	36E264A	36E264B	36E264C	36E264D

3-FLUTE

Center Reamers are designed for countersinking holes for flathead screws and rivets, in portable drilling applications

- ▷ All sizes are individually packaged

3700E SERIES Center Reamer Fractional / Bright



3700E

Size	Shank Dia.	Shank Length	Overall Length	No. of Flutes	60° Order No.	82° Order No.	90° Order No.	100° Order No.
1/4"	3/16"	3/4"	1-1/2"	3	37E116A	37E116B	37E116C	37E116D
3/8"	1/4"	7/8"	1-3/4"	3	37E124A	37E124B	37E124C	37E124D
1/2"	3/8"	1"	2"	3	37E132A	37E132B	37E132C	37E132D
5/8"	3/8"	1"	2-1/4"	3	37E140A	37E140B	37E140C	37E140D
3/4"	1/2"	1-1/4"	2-5/8"	3	37E148A	37E148B	37E148C	37E148D
1"	1/2"	1-1/4"	3-1/2"	3	37E164A	37E164B	37E164C	37E164D
1-1/4"	3/4"	1-1/2"	3-1/2"	3	37E216A	37E216B	37E216C	37E216D
1-1/2"	3/4"	1-1/2"	3-1/2"	3	37E232A	37E232B	37E232C	37E232D
2"	3/4"	1-1/2"	3-3/4"	3	37E264A	37E264B	37E264C	37E264D

GENERAL PURPOSE COUNTERSINKS

4-FLUTE

Four flute machine countersinks have a longer shank to use in Turret lathes and for screw machine work

▷ All sizes are individually packaged

3800E SERIES Machine Countersink

Fractional / Bright



3800E

Size	Shank Dia.	Shank Length	Overall Length	No. of Flutes	60° Order No.	82° Order No.	90° Order No.
1/2"	1/2"	2-1/4"	3-7/8"	4	38E132A	38E132B	38E132C
5/8"	1/2"	2-1/4"	4"	4	38E140A	38E140B	38E140C
3/4"	1/2"	2-1/4"	4-1/8"	4	38E148A	38E148B	38E148C
7/8"	1/2"	2-1/4"	4-1/4"	4	38E156A	38E156B	38E156C
1"	1/2"	2-1/4"	4-3/8"	4	38E164A	38E164B	38E164C
1-1/4"	1/2"	2-1/4"	5"	4	38E216A	38E216B	38E216C
1-1/2"	1/2"	2-1/4"	5-3/8"	4	38E232A	38E232B	38E232C

6-FLUTE

Six flute chatterless countersinks are designed for fast shearing cuts

▷ All sizes are individually packaged

3900E SERIES Chatterless Countersink

Fractional / Bright



3900E

Size	Shank Dia.	Shank Length	Overall Length	No. of Flutes	60° Order No.	82° Order No.	90° Order No.
3/16"	3/16"	1"	1-1/2"	6	39E112A	39E112B	39E112C
1/4"	1/4"	1"	2"	6	39E116A	39E116B	39E116C
5/16"	1/4"	1"	2"	6	39E120A	39E120B	39E120C
3/8"	1/4"	1"	2"	6	39E124A	39E124B	39E124C
1/2"	1/4"	1"	2"	6	39E132A	39E132B	39E132C
5/8"	1/2"	1-1/8"	2-3/4"	6	39E140A	39E140B	39E140C
3/4"	1/2"	1-5/16"	2-3/4"	6	39E148A	39E148B	39E148C
7/8"	1/2"	1-5/16"	2-3/4"	6	39E156A	39E156B	39E156C
1"	1/2"	1-5/16"	2-3/4"	6	39E164A	39E164B	39E164C
1-1/4"	3/4"	1-5/8"	3-3/8"	6	39E216A	39E216B	39E216C
1-1/2"	3/4"	1-5/8"	3-1/2"	6	39E232A	39E232B	39E232C
1-3/4"	1"	2-1/8"	4-1/4"	6	39E248A	39E248B	39E248C
2"	1"	2-1/8"	4-3/8"	6	39E264A	39E264B	39E264C

FLUTELESS

Fluteless deburring tools have an angled hole that passes through the center of the tool to reduce vibration and chatter. This creates smooth cuts and prevents chips from clogging the tool

4000E SERIES Deburring Tools

Fractional / Bright



4000E

Size	Inch Dia.	Shank Dia.	60° Order No.	82° Order No.	90° Order No.
0	1/16" - 15/64"	1/4"	40E000A	40E000B	40E000C
1	5/32" - 13/32"	1/4"	40E001A	40E001B	40E001C
2	3/16" - 17/32"	1/4"	40E002A	40E002B	40E002C
3	5/16" - 25/32"	1/2"	40E003A	40E003B	40E003C
4	9/16" - 1-1/16"	1/2"	40E004A	40E004B	40E004C
5	5/8" - 1-15/32"	1/2"	-	40E005B	-
6	3/4" - 1-3/4"	5/8"	-	40E006B	-
7	1" - 2"	5/8"	-	40E007B	-
8	1.1/4" - 2-1/2"	3/4"	-	40E008B	-
#0 - #4SET	-	-	40ESETA	40ESETB	40ESETC

4-FLUTE

Now with the exclusive ICECUT™ coating

Made of M2Al to minimize vibration and maximize product life. Also features an exclusive AlCrN coating to provide greater heat resistance to further extend product life. The 82° point angle is ideal for countersinking but they can also be used for deburring and chamfering in steel, stainless steel and non-ferrous metals

- ▷ Thicker teeth for added stability
- ▷ Special coating reducing frictional heat and optimizing tool life
- ▷ Special tip geometry for a uniform chamfer
- ▷ Packaged in reusable plastic packaging.



01-U 408

01-U 006

01-U 100

Dia.	Angle	Overall Length	Shank Dia.	Order No.	Std. Pkg.	Std. Ctn.
1/4"	82°	2"	3/16"	01-U 004	1	10
5/16"	82°	2"	1/4"	01-U 005	1	10
3/8"	82°	2"	5/16"	01-U 006	1	10
1/2"	82°	2"	5/16"	01-U 008	1	10
5/8"	82°	2-1/4"	3/8"	01-U 010	1	10
3/4"	82°	2-3/4"	3/8"	01-U 012	1	10
1"	82°	2-3/4"	3/8"	01-U 100	1	10
1"	82°	1-3/4"	3/4"	01-U 400	1	10
1-1/2"	82°	2"	3/4"	01-U 408	1	10
2"	82°	2-1/4"	3/4"	01-U 500	1	10

Recommended cutting speed for M2Al HSS Countersinks (82°)						
Cutter Dia.		Aluminium	Copper	Mild	Stainless Steel	Non-metallic Steel
Inch	mm					
1/4"	6.4	1505	1404	752	602	1755
5/16"	7.9	1203	1123	602	481	1404
3/8"	9.5	1004	937	502	401	1171
7/16"	11.1	861	803	430	344	1004
1/2"	12.7	752	702	376	301	878
9/16"	14.3	669	624	335	268	781
5/8"	15.9	602	562	301	241	702
11/16"	17.5	547	511	274	219	638
3/4"	19.1	502	468	251	201	585
13/16"	20.6	463	432	231	185	540
7/8"	22.2	430	401	215	172	502
15/16"	23.8	401	375	201	161	468
1"	25.4	376	351	188	150	439
1-1/16"	27	354	331	177	142	413
1-1/8"	28.6	334	312	167	134	390
1-3/16"	30.2	317	296	158	127	370
1-1/4"	31.8	251	234	125	100	293
1-9/16"	39.7	241	225	120	96	281
1-5/8"	41.3	231	216	116	93	270
1-11/16"	42.9	223	208	111	89	260
1-3/4"	44.5	215	201	107	86	251
1-13/16"	46	208	194	104	83	242
1 7/8"	47.6	201	187	100	80	234
1-15/16"	49.2	194	181	97	78	227
2"	50.8	188	176	94	75	219

Tech tip!

For increased cutting efficiency and tool life, use COOLCUT™ solid stick lubricant
Order No.: 53-B 013

COUNTERSINK SET

Contains the five most popular countersinks (sizes 1/4", 3/8", 1/2", 3/4", 3/8") and cutting lubricant. Packaged in a reclosable resistant plastic case.

Countersink Set	
Each kit contains	Item Number
01-U 004, 01-U 006, 01-U 008, 01-U 012, 01-U 100	01-U 950

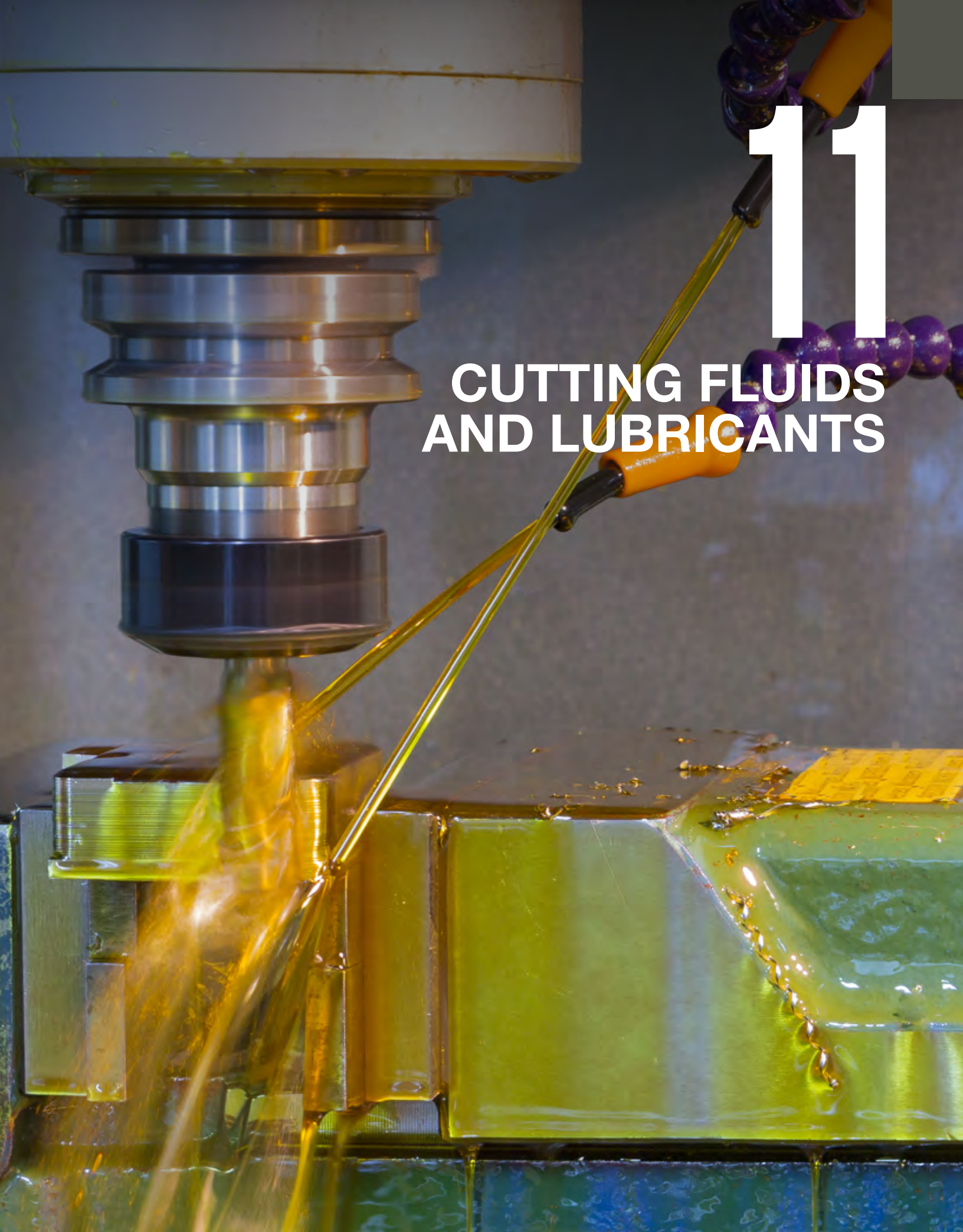


01-U 950



11

CUTTING FLUIDS AND LUBRICANTS



QUICK PAGES REFERENCES

CUTTING FLUIDS AND LUBRICANTS



HIGH PERFORMANCE CUTTING FLUIDS

Name	Series	Catalog page reference
COOLCUT™	53-B	486
STAINLESSCUT™	53-B	487
ALUCUT™	53-B	487
TAPCUT™	53-A	488
ICECUT™	53-C	488

CNC CUTTING AND GRINDING FLUIDS



WATER MISCIBLE COOLANTS

Name	Series	Catalog page reference
COOLCUT™ 150	58-A	490
COOLCUT™ 250	58-A	491
COOLCUT™ 200 BF	58-A	491
COOLCUT™ 400 U	58-A	492
COOLCUT™ 500 BF	58-A	492
COOLCUT™ S-30	53-C	493
COOLCUT™ S-50	53-C	493
COOLCUT™ SYN 400 BF	58-A	494
COOLCUT™ SYN GRIND	58-A	494

NEAT CUTTING OILS

Name	Series	Catalog page reference
COOLCUT™	53-B	495
COOLCUT™ NEO AP	58-B	496
COOLCUT™ NEO 3724 N	58-B	496
COOLCUT™ SYN NEO HP	58-B	497

SLIDEWAY OIL

Name	Series	Catalog page reference
COOLCUT™ PROTEC	58-C	497

ACCESSORIES

Name	Series	Catalog page reference
COOLCUT™ Cutting Fluids Proportioning System		498
SB 30 System Booster	53-C	498
COOLCUT™ System Cleaner	58-C	498

COOLCUT™ FLUIDS AT A GLANCE

Processes										
Name	Turning	Milling	Gear hobbing	Drilling	Deep drilling	Threading tapping	Broaching	Surface and cylindrical grinding	Centerless grinding	Profile grinding
COOLCUT™ 150	•	•		•		•		•		
COOLCUT™ 250	•	•		•		•		•	•	
COOLCUT™ 200BF	•	•		•		•		•	•	•
COOLCUT™ 400U	•	•		•		•		•	•	•
COOLCUT™ 500BF	•	•		•	•	•	•	•	•	
COOLCUT™ S-30	•	•	•	•	•	•	•	•	•	•
COOLCUT™ S-50	•	•		•	•		•	•		•
COOLCUT™ SYN 400 BF	•	•		•	•	•	•	•	•	•
COOLCUT™ SYN GRIND								•		
COOLCUT™				•	•	•	•			
COOLCUT™ NEO AP	•	•	•	•	•	•	•			
COOLCUT™ NEO 3724 N	•	•		•	•	•	•			
COOLCUT™ SYN NEO HP	•	•							•	•

Materials								
Name	Steels	Cast iron	Stainless steel	Aluminum	Yellow metals	Titanium	Carbide	Glass ceramics
COOLCUT™ 150	•	•			•			
COOLCUT™ 250	•	•		•	•			
COOLCUT™ 200BF	•	•	•	•	•			
COOLCUT™ 400U	•	•	•	•	•			
COOLCUT™ 500BF	•	•	•		•			
COOLCUT™ S-30	•		•	•	•	•		
COOLCUT™ S-50	•		•	•		•	•	
COOLCUT™ SYN 400 BF	•		•	•	•	•		•
COOLCUT™ SYN GRIND	•	•	•	•	•	•		•
COOLCUT™	•		•	•	•			
COOLCUT™ NEO AP	•	•	•	•	•			
COOLCUT™ NEO 3724 N	•	•	•			•		
COOLCUT™ SYN NEO HP	•		•		•	•	•	



HIGH PERFORMANCE CUTTING FLUIDS



COOLCUT™

Metal cutting lubricant

COOLCUT™ is a ready-to-use, high-performance metal cutting lubricant that stands up to pressure and heat to reduce tool wear and prevent tool breakage.

Applications

- ▷ Machining operations
- ▷ Drilling



Description	Size		Order No.	(M) SDS	Std. Pkg.
	Metric	US Gal			
Aerosol	312 g	11 oz.	53-B 002	L-01	12
Solid stick	300 g	300 g	53-B 013	L-22	12
Liquid/Squeeze bottle	350 ml	11.8 fl.oz.	53-B 003	L-09	12
Sprayer	500 ml	16.9 oz.	53-B 004	L-09	12
Liquid	3.78 L	1 gal	53-B 005	L-09	1
Liquid	20 L	5.2 gal	53-B 007	L-09	1
Liquid	208 L	55 gal	53-B 008	L-09	1

Accessories	Order no.
Spout for 20 L square plastic pail	53-L 207
Spout for 208 L plastic drum 2" NPT	53-L 209
Spout for 208 L plastic drum 3/4" NPT	53-L 210



Benefits

- ▷ Reduces friction and heat
- ▷ Extends cutting tool life
- ▷ Improves finish
- ▷ Increases productivity

Features

- ▷ Contains extreme pressure additives (EP)
- ▷ Suitable for all ferrous and non-ferrous metals
- ▷ Non hazardous, biodegradable
- ▷ Free of solvents and chlorinated ingredients



STAINLESSCUT™

Stainless steel cutting lubricant

STAINLESSCUT™ is a heavy-duty cutting lubricant designed for tough metal cutting operations. Formulated for stainless steel, alloys, and ferrous alloys.

Applications

- ▷ Machining operations
- ▷ Drilling

Benefits

- ▷ Washes off completely with water
- ▷ Easy clean-up
- ▷ Improves finish to prolong tool life



Description	Size		Order No.	(M) SDS	Std. Pkg.
	Metric	US Gal			
Aerosol	312 g	11 oz.	53-B 202	L-53	12
Liquid/Squeeze bottle	350 ml	11.8 fl.oz.	53-B 203	L-114	12
Liquid	3.78 L	1 gal	53-B 205	L-114	1
Liquid	20 L	5.2 gal	53-B 207	L-114	1

Accessories	Order no.
Spout for 20 L square plastic pail	53-L 207



Features

- ▷ Contains extreme pressure additives (EP)
- ▷ Solvent-free, sulfur-free, and chlorine-free
- ▷ High lubricity and cooling properties
- ▷ Non hazardous

ALUCUT™

Solid stick aluminum cutting lubricant

ALUCUT™ is a high-performance lubricant that extends cutting tool life. Specially formulated for use with aluminum and other non-ferrous metals.

Applications

- ▷ Cutting with circular chop saws
- ▷ Drilling

Benefits

- ▷ Reduces scoring and chatter marks
- ▷ Improves finish
- ▷ Increases productivity
- ▷ Minimizes waste



Description	Size		Order No.	(M) SDS	Std. Pkg.
	Metric	US Gal			
Solid stick	300 g	10.5 oz.	53-B 303	L-04	12



Features

- ▷ Clean, precise, stain-free application
- ▷ Coats cutting edge or workpiece
- ▷ Ideal for inclined, vertical, and overhead surfaces

HIGH PERFORMANCE CUTTING FLUIDS

TAPCUT™

Thread cutting lubricant

TAPCUT™ lubricant is specially formulated for thread cutting with taps and dies.

Applications

- ▷ Hand tapping
- ▷ Machine tapping

Benefits

- ▷ Taps and dies cut faster and last longer
- ▷ Cleans up easily with water



Description	Size		Order No.	(M) SDS	Std. Pkg.
	Metric	US Gal			
Liquid/Squeeze bottle	350 ml	11.8 fl.oz.	53-A 103	L-115	12
Liquid	3.78 L	1 gal	53-A 105	L-115	1
Liquid	20 L	5.2 gal	53-A 107	L-115	1

Accessories	Order no.
Spout for 20 L square plastic pail	53-L 207



Features

- ▷ Special antiwear additives for thread cutting
- ▷ Produces clean, accurate threads
- ▷ Non hazardous

ICECUT™

Ready-to-use coolant/lubricant

ICECUT™ is a ready-to-use coolant/lubricant specially formulated for use with magnetic drilling units to reduce tool wear and improve production rates.

Applications

- ▷ Drilling with annular cutters, carbide core cutters, and drill bits



Description	Size		Order No.	(M) SDS	Std. Pkg.
	Metric	US Gal			
Liquid	3.78 L	1 gal	53-C 055	L-122	1
Liquid	20 L	5.2 gal	53-C 057	L-122	1
Liquid	208 L	45 gal	53-C 058	L-122	1

Accessories	Order no.
Spout for 20 L square plastic pail	53-L 207
Spout for 208 L plastic drum 2" NPT	53-L 209
Spout for 208 L plastic drum 3/4" NPT	53-L 210



Benefits

- ▷ Reduces friction and heat
- ▷ Extends cutting tool life
- ▷ Increases productivity
- ▷ Improves finish

Features

- ▷ Nitrate-free, amine-free, boron-free, phenol-free and active sulfur-free

CNC CUTTING AND GRINDING FLUIDS



BETTER PERFORMANCE AND PRODUCTIVITY

WALTER Surface Technologies COOLCUT™ cutting fluids can be used for almost any metalworking process. All of our products, from machine tool lubricants to water miscible coolants, special additives and corrosion protection solutions, are designed to work together, minimizing interface problems and achieving the highest process efficiency.

- ▷ *Water miscible coolants and neat cutting oils for machining with defined and non-defined cutting edges*
- ▷ *Spray mist lubricants for minimum quantity applications*
- ▷ *Forming lubricants with a variety of different formulations for sheet metal, tube and massive forming*

LIQUIDS

Available Sizes



3.78 L / 1 gal.



20 L / 5.2 gal.



200 L / 52.8 gal.



1000 L / 264 gal.



WATER MISCIBLE COOLANTS

Water miscible coolants for metalworking must meet a wide range of technical requirements to achieve best possible machining results and smooth operation. All WALTER COOLCUT™ lubricants meet or exceed requirements to ensure:

Features

- ▷ Cutting performance for long tool life and optimal workpiece finish
- ▷ Corrosion protection for machine parts and workpieces
- ▷ Compatibility with sensitive materials for components without staining
- ▷ Stability and flushing action for clean machines and parts
- ▷ Low foaming even with high cooling lubricant pressure

COOLCUT™ 150

Very finely dispersed semisynthetic lubricant for circular and flat grinding and for light machining

COOLCUT™ 150 is a water miscible coolant for light to medium duty machining without high lubricity demands. It is most suited for steels and cast iron.



Name	Product Number	(M)SDS	Size
COOLCUT™ 150	58-A 157	C-01	20 L
COOLCUT™ 150	58-A 158	C-01	200 L
COOLCUT™ 150	58-A 159	C-01	1000 L

Suitable for water hardness (PPM)					
0-30	40-100	110-180	190-360	370-720	730-1080
	•	•	•	•	•
				• Preferred	• Qualified

Features

- ▷ Semisynthetic
- ▷ Free of secondary amines
- ▷ Formaldehyde-free

Benefits

- ▷ Applicable for a wide range of water hardness

Processes

- ▷ Turning
- ▷ Milling
- ▷ Drilling
- ▷ Threading tapping
- ▷ Surface and cylindrical grinding

Materials

- ▷ Steels
- ▷ Cast iron
- ▷ Yellow metals



COOLCUT™ 250

Very finely dispersed semisynthetic for grinding and for light- to medium-duty machining

COOLCUT™ 250 is a water miscible coolant for metal cutting processes on individual machine tools as well as centralized systems. Superior washing action ensures safe chip removal, perfect cooling, and clean working spaces. When it comes down to price, COOLCUT™ 250 offers an exceptional value.

Features

- ▷ Formaldehyde-free
- ▷ Semisynthetic
- ▷ Free of secondary amines


Benefits

- ▷ Good grinding performance
- ▷ Ideal price-to-performance ratio



Name	Product Number	(M)SDS	Size
COOLCUT™ 250	58-A 255	C-02	3.78 L
COOLCUT™ 250	58-A 257	C-02	20 L
COOLCUT™ 250	58-A 258	C-02	200 L
COOLCUT™ 250	58-A 259	C-02	1000 L

Suitable for water hardness (PPM)					
0-30	40-100	110-180	190-360	370-720	730-1080
		•	•	•	•
				• Preferred	• Qualified



BEST COOLANT FOR BANDSAW

Processes

- ▷ Turning
- ▷ Milling
- ▷ Drilling
- ▷ Threading tapping
- ▷ Surface and cylindrical grinding
- ▷ Centerless grinding

Materials

- ▷ Cast iron
- ▷ Steels
- ▷ Aluminum
- ▷ Yellow metals

COOLCUT™ 200 BF

Boron-free coolant for grinding and cutting operations

COOLCUT™ 200 BF is a very safe coolant that offers a great price to performance ratio. It's good washing action ensures a clean working area. This coolant is especially suitable for grinding processes as well as all medium-cutting operations like drilling and milling.

Features

- ▷ Semisynthetic
- ▷ Boron, Bactericide, and Monoethanolamine (MEA)-free

Benefits

- ▷ Very finely dispersed emulsion
- ▷ Excellent grinding performance
- ▷ Perfect price-to-performance ratio



Name	Product Number	(M)SDS	Size
COOLCUT™ 200 BF	58-A 295	C-09	3.78 L
COOLCUT™ 200 BF	58-A 297	C-09	20 L
COOLCUT™ 200 BF	58-A 298	C-09	200 L
COOLCUT™ 200 BF	58-A 299	C-09	1000 L

Suitable for water hardness (PPM)					
0-30	40-100	110-180	190-360	370-720	730-1080
		•	•	•	•
				• Preferred	• Qualified



Processes

- ▷ Turning
- ▷ Milling
- ▷ Drilling
- ▷ Threading tapping
- ▷ Surface and cylindrical grinding
- ▷ Centerless grinding
- ▷ Profile grinding

Materials

- ▷ Steels
- ▷ Cast iron
- ▷ Stainless steel
- ▷ Aluminum
- ▷ Yellow metals

WATER MISCIBLE COOLANTS COOLCUT™ 400 U

Universal semisynthetic cooling lubricant, used for medium-duty machining and for grinding

COOLCUT™ 400 U is universally applicable for use in medium-severe cutting and grinding processes. It is suitable when processing mixed materials (cast iron, steels, yellow metals and aluminum). Its superior washing action ensures a clean working area.

Features

- ▷ Bactericide-free
- ▷ Semisynthetic

Benefits

- ▷ Very versatile



Name	Product Number	(M)SDS	Size
COOLCUT™ 400U	58-A 507	C-03E	20 L
COOLCUT™ 400U	58-A 508	C-03E	200 L
COOLCUT™ 400U	58-A 509	C-03E	1000 L

Suitable for water hardness (PPM)					
0-30	40-100	110-180	190-360	370-720	730-1080
	•	•	•	•	•

• Preferred • Qualified



BEST SOLUTION FOR ALUMINUM

Processes

- ▷ Turning
- ▷ Milling
- ▷ Drilling
- ▷ Threading tapping
- ▷ Surface and cylindrical grinding
- ▷ Centerless grinding
- ▷ Profile grinding

Materials

- ▷ Steels
- ▷ Cast iron
- ▷ Stainless steel
- ▷ Aluminum
- ▷ Yellow metals

COOLCUT™ 500 BF

Boron-free lubricant for severe machining processes

COOLCUT™ 500 BF offers excellent performance in extreme pressure conditions. Its special technology allows to work under severe conditions without costly extreme pressure (EP) additives. It is particularly suited for processes on high tensile materials like stainless steels and titanium grades.

Features

- ▷ Boron and bactericides-free
- ▷ Semi synthetic

Benefits

- ▷ Extraordinary cutting performance for optimal tool life and surfaces
- ▷ Compatible with a variety of materials, particularly sensitive aluminum alloys
- ▷ Low foaming



Name	Product Number	(M)SDS	Size
COOLCUT™ 500BF	58-A 597	C-10	20 L
COOLCUT™ 500BF	58-A 598	C-10	200 L
COOLCUT™ 500BF	58-A 599	C-10	1000 L

Suitable for water hardness (PPM)					
0-30	40-100	110-180	190-360	370-720	730-1080
	•	•	•	•	•

• Preferred • Qualified



Processes

- ▷ Turning
- ▷ Milling
- ▷ Drilling
- ▷ Deep drilling
- ▷ Threading tapping
- ▷ Broaching
- ▷ Surface and cylindrical grinding
- ▷ Centerless grinding

Materials

- ▷ Steels
- ▷ Cast iron
- ▷ Stainless steel
- ▷ Aluminum
- ▷ Yellow metals

COOLCUT™ S-30

Premium water miscible cutting lubricant

COOLCUT™ S-30 is a ready-to-use, high-performance metal cutting lubricant specially designed for automatic and semiautomatic metal removing operations. For general machining.

Features

- ▷ Contains non-chlorinated EP additives
- ▷ Bactericides-free
- ▷ High oil content

Benefits

- ▷ Extraordinary cutting performance for optimal tool life and surfaces



Name	Product Number	(M)SDS	Size
COOLCUT™ S-30	53-C 005	L-119	3.78 L
COOLCUT™ S-30	53-C 007	L-119	20 L
COOLCUT™ S-30	53-C 008	L-119	208 L
COOLCUT™ S-30	53-C 009	L-119	1000 L

Suitable for water hardness (PPM)					
0-30	40-100	110-180	190-360	370-720	730-1080
	•	•	•	•	•
		•	•		

• Preferred • Qualified



Processes

- ▷ Turning
- ▷ Milling
- ▷ Drilling
- ▷ Deep drilling
- ▷ Threading tapping
- ▷ Broaching
- ▷ Surface and cylindrical grinding
- ▷ Centerless grinding
- ▷ Profile grinding
- ▷ Gear hobbing

Materials

- ▷ Steels
- ▷ Stainless steel
- ▷ Aluminum
- ▷ Yellow metals
- ▷ Titanium

COOLCUT™ S-50

Water-miscible cutting lubricant for high-pressure applications

COOLCUT™ S-50 is a high-performance metal cutting lubricant specially designed for automatic and semi-automatic metal removing operations, even in severe machining processes and high-pressure conditions. Ideal for hard-to-machine materials.

Features

- ▷ Formulated with extended corrosion protection
- ▷ Free of bactericides
- ▷ Contains non-chlorinated EP additives

Benefits

- ▷ Extends cutting tool life
- ▷ Works with pressures up to 1,100 psi



Name	Product Number	(M)SDS	Size
COOLCUT™ S-50	53-C 025	L-109	3.78 L
COOLCUT™ S-50	53-C 027	L-109	20 L
COOLCUT™ S-50	53-C 028	L-109	200 L
COOLCUT™ S-50	53-C 029	L-109	1000 L

Suitable for water hardness (PPM)					
0-30	40-100	110-180	190-360	370-720	730-1080
•	•	•	•	•	•
		•	•		

• Preferred • Qualified



Processes

- ▷ Turning
- ▷ Milling
- ▷ Drilling
- ▷ Deep drilling
- ▷ Broaching
- ▷ Surface and cylindrical grinding
- ▷ Profile grinding
- ▷ Gear hobbing

Materials

- ▷ Steels
- ▷ Stainless steel
- ▷ Aluminum
- ▷ Titanium
- ▷ Hard metals

WATER MISCIBLE COOLANTS COOLCUT™ SYN 400 BF

Water-soluble cooling lubricant for grinding and machining of steel and aluminum with high lubrication requirements

COOLCUT™ SYN 400 BF is the most technologically advanced coolant on the market. This coolant is designed for severe grinding and cutting operations with high lubricity demand. It is most suitable for aluminum alloys of all kinds including sensitive aerospace alloys. It is also suitable for steels, stainless steels, titanium, yellow metals and other materials suitable for work with ferrous materials and glass.

Features

- ▷ Mineral oil-free, fully synthetic
- ▷ Free of formaldehyde, boron and secondary amines

Benefits

- ▷ Slightly hazy, colorless solution
- ▷ High lubricity for severe operations
- ▷ 30% longer sump life vs most coolants



Name	Product Number	(M)SDS	Size
COOLCUT™ SYN 400 BF	58-A 407	C-05	20 L
COOLCUT™ SYN 400 BF	58-A 408	C-05	200 L

Suitable for water hardness (PPM)					
0-30	40-100	110-180	190-360	370-720	730-1080
•					
	• Preferred	• Qualified			



Processes

- ▷ Turning
- ▷ Milling
- ▷ Drilling
- ▷ Deep drilling
- ▷ Threading tapping
- ▷ Broaching
- ▷ Surface and cylindrical grinding
- ▷ Centerless grinding
- ▷ Profile grinding

Materials

- ▷ Steels
- ▷ Stainless steel
- ▷ Aluminum
- ▷ Yellow metals
- ▷ Titanium
- ▷ Glass ceramics

COOLCUT™ SYN GRIND

Water-soluble cooling lubricant for circular and flat grinding of ferrous metals

COOLCUT™ SYN GRIND is specially designed for grinding operations. It is most suitable for work with ferrous materials and glass.

Features

- ▷ Fully synthetic
- ▷ Free from secondary amines
- ▷ Long coolant life, even in poor conditions

Benefits

- ▷ Colorless solution
- ▷ Excellent grinding performance
- ▷ Ideal price-to-performance ratio



Name	Product Number	(M)SDS	Size
COOLCUT™ SYN GRIND	58-A 707	C-06	20 L
COOLCUT™ SYN GRIND	58-A 708	C-06	200 L

Suitable for water hardness (PPM)					
0-30	40-100	110-180	190-360	370-720	730-1080
	•	•	•	•	
	• Preferred	• Qualified			



Processes

- ▷ Surface and cylindrical grinding

Materials

- ▷ Steels
- ▷ Cast iron
- ▷ Stainless steel
- ▷ Aluminum
- ▷ Titanium
- ▷ Glass ceramics

When your application demands higher lubricating action than cooling capacity, non-water miscible, neat cutting oils are effective alternatives to water-mixed lubricants. For any specific application, achieving optimal performance with these cutting oils depends on their viscosity as well as the content and effectiveness of their active additives.

The WALTER COOLCUT™ product range covers the entire bandwidth of viscosities, starting with low viscosity finish oils at approximately 3 mm²/s (40 °C/104 °F) to higher viscosity oils up to approximately 100 mm²/s (40 °C/104 °F) for the most difficult broaching operations. Using high-quality base oils and modern additive technologies, WALTER's COOLCUT™ solutions are optimal for modern machining processes.

Features

- ▷ High cutting action for long tool life and good surfaces
- ▷ Low evaporation base oils reduce the risk of oil mist and fire hazards
- ▷ Will not irritate skin

COOLCUT™

Metal cutting lubricant

COOLCUT™ is a ready-to-use, high-performance metal cutting lubricant that stands up to pressure and heat to reduce tool wear and prevent tool breakage.

Features

- ▷ Contains extreme pressure EP additives
- ▷ Suitable for all ferrous and non-ferrous metals
- ▷ Non hazardous, biodegradable
- ▷ Free of solvents and chlorinated ingredients
- ▷ Viscosity= 42 mm²/s (400 C)

Benefits

- ▷ Reduces friction and heat
- ▷ Extends cutting tool life
- ▷ Improves finish
- ▷ Increases productivity



Name	Product Number	(M)SDS	Size
COOLCUT™	53-B 005	L-09	3.78 L
COOLCUT™	53-B 007	L-09	20 L
COOLCUT™	53-B 008	L-09	208 L

Processes

- ▷ Machining operations
- ▷ Drilling
- ▷ MQL systems

Materials

- ▷ Steels
- ▷ Stainless steel
- ▷ Aluminum
- ▷ Yellow metals

COOLCUT™ NEO AP

Cutting oil for machining with defined cutting edges

The COOLCUT™ NEO AP is a multifunction oil for medium-duty machining and cutting machine lubrication. COOLCUT™ NEO AP's chlorine free, chemically active, extreme pressure additives prevent buildup along the cutting edge, even on the most difficult materials such as stainless steel, nickel, and titanium alloys. These oils are suitable for severe cutting processes. They perform best with steels, stainless steels and aluminum. They may also be used in machining of copper alloys if workpieces are cleaned.

Features

- ▷ Formulated with low-emission base oils plus effective extreme-pressure additives
- ▷ Adequate viscosity per process requirements
- ▷ Viscosity = 25 mm²/s (400 C)
- ▷ Zinc-free, chlorine-free

Benefits

- ▷ Optimal price-to-performance ratio
- ▷ Good cutting performance, long tool life
- ▷ Low fog and evaporation loss
- ▷ Low drag out
- ▷ Easy removal with aqueous or hydrocarbon cleaners



Processes

- ▷ Turning
- ▷ Milling
- ▷ Gear hobbing
- ▷ Drilling
- ▷ Deep drilling
- ▷ Threading tapping
- ▷ Broaching

Materials

- ▷ Steels
- ▷ Cast iron
- ▷ Stainless steel
- ▷ Aluminum
- ▷ Yellow metals

Name	Product Number	(M)SDS	Size
COOLCUT™ NEO AP	58-B 305	C-07	3.78 L
COOLCUT™ NEO AP	58-B 307	C-07	20 L
COOLCUT™ NEO AP	58-B 308	C-07	200 L



COOLCUT™ NEO 3724 N

High performance cutting oil with EP-additives for severe cutting operations

COOLCUT™ NEO 3724 N is a very high-performance cutting oil made from low emission base oils and effective EP-additives for severe cutting operations. Universally applicable for turning, milling, broaching, deep drilling, threading and more, this fluid is designed for use specifically on high tensile materials like high alloyed steels, Nickel- and Titanium-alloyed steels and stainless steels.

Features

- ▷ Chlorine-free and Zinc-free
- ▷ Low emission base oils
- ▷ Built with EP-additives
- ▷ Kinematic viscosity= 16 mm²/s (400 C)

Benefits

- ▷ Highest performance for severe cutting applications
- ▷ Designed specially for stainless steel and high tensile alloys
- ▷ Low drag out, low fog, and low evaporation loss
- ▷ Easy to remove with aqueous or hydrocarbon cleaners



Processes

- ▷ Turning
- ▷ Milling
- ▷ Drilling
- ▷ Deep drilling
- ▷ Threading tapping
- ▷ Broaching, slotting

Materials

- ▷ Steels
- ▷ Cast iron
- ▷ Stainless steel
- ▷ Titanium

Name	Product Number	(M)SDS	Size
COOLCUT™ NEO 3724 N	58-B 377	C-14	20 L
COOLCUT™ NEO 3724 N	58-B 378	C-14	200 L
COOLCUT™ NEO 3724 N	58-B 379	C-14	1000 L



COOLCUT™ SYN NEO HP

Grinding and honing oil

The COOLCUT™ SYN NEO HP is a polyalphaolefin-based high-performance grinding oil. It is primarily for carbide tool grinding. These specially formulated grinding and honing oils allow maximum machining volumes without burning and perform precisely with exceptional grinding results.

Features

- ▷ Based on polyalphaolefins (PAO)
- ▷ Effective wetting agents
- ▷ Zinc-free, chlorine-free
- ▷ Kinematic viscosity= 6 mm²/s (400 C)

Benefits

- ▷ Optimal air separation for reliable cooling and maintaining the free wheel's porosity
- ▷ High grinding performance
- ▷ Minimal evaporation loss
- ▷ Extremely low drag out



Name	Product Number	(M)SDS	Size
COOLCUT™ SYN NEO HP	58-B 507	C-08	20 L
COOLCUT™ SYN NEO HP	58-B 508	C-08	200 L



Processes

- ▷ Turning
- ▷ Milling
- ▷ Centerless grinding
- ▷ Profile grinding

Materials

- ▷ Steels
- ▷ Stainless steel
- ▷ Yellow metals
- ▷ Titanium
- ▷ Carbide

SLIDEWAY OIL

COOLCUT™ PROTEC

High-performance slideway oil

COOLCUT™ PROTEC is a high-performance slideway oil with a special mineral oil base. Effective additives safely avoid stick-slip and ensure optimal prevention of oxidation, corrosion, and wear. This multipurpose oil can be used to lubricate slideways of all kinds under high load (e.g., machine tools, forming presses) and it is also suitable for hydraulic and general machine lubrication.

Features

- ▷ Ash-free
- ▷ Reduced draining off vertical surfaces
- ▷ Minimal friction
- ▷ Compatible with all COOLCUT™ coolants
- ▷ Kinematic viscosity= 68 mm²/s (400 C)

Benefits

- ▷ Exact and safe positioning of tool and workpiece even under the highest loads, thanks to safe avoiding of stick-slip
- ▷ Minimization of friction saves energy and smooths movement
- ▷ Effective prevention of corrosion and wear
- ▷ Good compatibility with coolants



Name	Product Number	(M)SDS	Size
COOLCUT™ PROTEC	58-C 007	C-11	20 L
COOLCUT™ PROTEC	58-C 008	C-11	200 L



ACCESSORIES



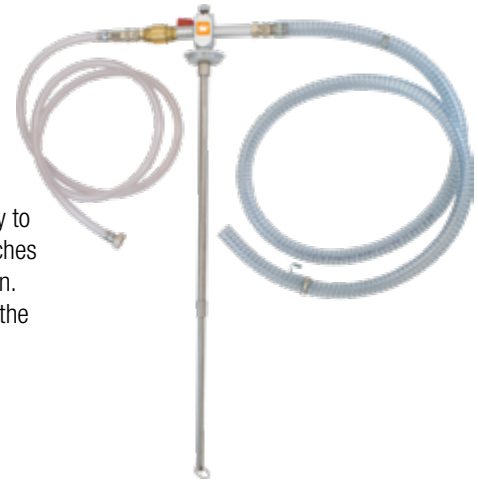
COOLCUT™ CUTTING FLUIDS PROPORTIONING SYSTEM

Mixing device for water miscible coolants

Product Number: 53-L 165

The WALTER COOLCUT™ proportioning system for water miscible coolants is an easy way to dilute concentrated coolant with water, to achieve the desired usage concentration. It attaches easily to WALTER drums, and its simple dial guides the flow of concentrate into the solution. By attaching the water hose to your water supply, combined with the Venturi effect, out of the dispensing hose comes the diluted emulsion.

NOTE: It is recommended to always confirm the final concentration with a refractometer.



SB 30 SYSTEM BOOSTER

Preventive treatment for reduced downtime

Keep your coolant systems in peak working order with this bactericide for metalworking fluids.

Name	Product Number	(M)SDS	Size
SB 30 SYSTEM BOOSTER	53-C 011	L-14	950 ml

Applications

- ▷ Maintaining biocide action
- ▷ Maintaining efficiency and cleanliness

Features and benefits

- ▷ Eliminates bacteria, fungus and yeast
- ▷ Excellent corrosion protection
- ▷ Helps to maintain pH levels
- ▷ Reduces downtime and disposal costs

COOLCUT™ SYSTEM CLEANER

System cleaner and decontaminator for CNC machine tools

The COOLCUT™ System Cleaner is the ideal product to add to your CNC machine tank before completing fluid changeovers and flushes. Biocidal agents help kill bacteria and fungus that might be growing in the machine or fluid reservoirs. Helps ensure your machine is totally clean and decontaminated before adding fresh coolant. Active ingredients help kill odour causing bacteria and ensure a clean machine before next replenishment. Add COOLCUT™ System Cleaner to your machine's coolant tank 12-24 hours before draining, then



Name	Product Number	(M)SDS	Size
COOLCUT™ SYSTEM CLEANER	58-C 101	C-12E	950 ml
COOLCUT™ SYSTEM CLEANER	58-C 105	C-12E	3.78 L
COOLCUT™ SYSTEM CLEANER	58-C 107	C-12E	20 L

Features

- ▷ Ideal for cleaning machine tools
- ▷ Use before fluid changeovers and machine tank flushes
- ▷ Use at 3% volume of entire fluid tank
- ▷ Mechanical cleaning is encouraged as well
- ▷ Compatible with all brands of coolant



SAFETY SOLUTIONS

RESPIRATORY

HEAD AND FACE PROTECTION

ERGONOMICS

EYE PROTECTION

AIR SAMPLING

VENTILATION

CONFINED SPACE EQUIPMENT

OUTDOOR EQUIPMENT

WALL CASES

ALLEGRO
INDUSTRIES

ARCONE

 **WALTER**

SAFETY SOLUTIONS

TABLE OF CONTENTS

Products	Page	Products	Page
01 RESPIRATORY	503		
SUPPLIED-AIR RESPIRATOR SYSTEMS			
SAR System Components	504	Multi-Regulator Air Filtration Panels	528
RESPIRATOR MASKS, HOODS, AND HELMETS		Breathing Air Filtration Panel Specs	528
Half-Mask Supplied-Air Respirator	506	Breathing Air Filtration Panel Order Numbers	528
Full-Mask Supplied-Air Respirator	506	Co Monitor Calibration Test Kit	529
Tyvek® Supplied-Air Respirator Hood	507	Remote Co Monitor	529
Double-Bib Maintenance-Free Tyvek® Hood	507	Source Pre-Filters	529
Maintenance-Free Tyvek® Hood	507	4-Worker Airline Filter	529
Deluxe Tyvek® Double-Bib Hard Hat Hood	508	Replacement Filter Cartridges	529
Economy Supplied-Air Shield	508	Remote Co Alarm with Strobe	530
EZ Air Flex Grinding Air Shield	509	Point-Of-Attachment Air Control System	530
Deluxe Supplied-Air Shield	509	HP AllegroAir Airline Cooling System	530
Deluxe Supplied-Air Shield and Blue Welding Helmet	509	Breathing Air Filtration Panel Carts	531
Deluxe Supplied-Air Shield and Black Welding Helmet	510	SAR PHARMACEUTICAL HOOD SYSTEMS	
EZ Air Flex Grinding/Welding Air Shield	510	Pharmaceutical Hoods System Components	532
SUPPLIED-AIR FLOW VALVES		Double-Bib Pharmaceutical Maintenance-Free Tyvek® Hood	533
Low-Pressure Flow Adapter	511	Double-Bib Pharmaceutical Maintenance-Free Saran™ Hood	533
High-Pressure Air Temperature Controller	511	RESPIRATOR FIT TESTING	
High-Pressure Personal Air Cooler	511	Bitter (Denatonium Benzoate) and Sweet (Saccharin) Fit Test Kits	534
High-Pressure Adjustable Flow Control Valve	511	Deluxe Banana Oil Kit	534
Inlet PSI Requirements	511	Standard Banana Oil Kit	534
BREATHING AIR CASCADE PRODUCTS		Standard Smoke Test Kit	535
Breathing Air Cascade Kits	512	Deluxe Smoke Test Kit	535
BREATHING AIR PUMPS		Respirator Fit Check Ampules	535
A-300, A-750, A-1500TE, A-1500EX, A-4000AD	513	RESPIRATOR ACCESSORIES	
Low-Pressure Breathing Air Pump Specs	513	Spray Socks	536
LP AllegroAir Airline Cooling System	514	Spray Sock Dispenser Box	536
Breathing Air Pump Co Monitor	514	Respirator Cleaning Swabs	536
Flow Test Kit for Constant Flow Supplied-Air Respirators	514	Arm Sock	536
Inlet Hose Extension Kit	514	RESPIRATOR CLEANING	
LOW-PRESSURE BREATHING AIR PUMP SYSTEMS		Respirator Cleaning Pads	537
Half-Mask Systems	515	Alcohol-Free Cleaning Pads	537
Full-Mask Systems	515	Cleaning Pad Box Holder	537
Tyvek® Supplied-Air Hood Systems	515	The Big Ones	537
Economy Supplied-Air Shield Systems	515	Wipe Downs for Equipment	537
LOW-PRESSURE GRINDING AND WELDING SYSTEMS		Pop-Up Wipes Canister Holder	537
EZ Air Flex Grinding Air Shield Systems	516	Respirator Cleaning Wipes Pocket Pak Dispenser Box	538
Deluxe Supplied-Air Shield/Helmet Systems	516	Respirator Cleaning Wipes Pocket Pak	538
Deluxe Supplied-Air Shield and Blue Welding Helmet Systems	516	Respirator Cleaning Wipes Pop-Up Pak	538
Deluxe Supplied-Air Shield and Black Welding Helmet Systems	517	Alcohol-Free Safety Equipment Cleaning Wipes Pocket Pak Dispenser Box	538
EZ Air Flex Grinding/ Welding Air Shield Systems	517	Alcohol-Free Safety Equipment Cleaning Wipes Pocket Pak	538
LOW-PRESSURE BREATHING AIR BLOWER RESPIRATOR SYSTEMS		Alcohol-Free Safety Equipment Cleaning Wipes Pop-Up Pak	538
Breathing Air Blower Respirator System Components	518	Economy Respirator Cleaning Kit with Liquid Cleaner	539
Breathing Air Blower	519	Respirator Cleaning Kit with Liquid Cleaner	539
LOW-PRESSURE RESPIRATOR MASKS AND HOODS		Respirator Cleaning Kit with Dry Soap	539
Full-Mask Respirator	520	SUPPLIED-AIR GRINDING AND WELDING HELMET SYSTEMS	
Single Bib Maintenance-Free Tyvek® Hood	520	Supplied-Air Grinding and Welding Helmet System Components	540
Double-Bib Maintenance-Free Tyvek® Hood	520	SAR Replacement Variable Shade Lens Kits	540
LOW-PRESSURE BREATHING AIR BLOWER RESPIRATOR SYSTEMS		Economy Supplied-Air Shield	541
Full-Mask Breathing Air Blower Respirator Systems	521	EZ Air Flex Grinding Air Shield	541
Single Bib Hood Breathing Air Blower Respirator Systems	521	Deluxe Supplied-Air Shield/Helmet	541
Double-Bib Hood Breathing Air Blower Respirator Systems	521	Deluxe Supplied-Air Shield and Blue Welding Helmet	542
LOW-PRESSURE BREATHING COLD AIR RESPIRATOR SYSTEMS		Deluxe Supplied-Air Shield and Black Welding Helmet	542
Breathing Cold Air Respirator System Components	522	EZ Air Flex Grinding/Welding Air Shield	542
BREATHING COLD AIR SOURCE		EZ Air Flex Grinding Air Shield Systems	543
Breathing Cold Air Source	523	Deluxe Supplied-Air Shield/Helmet Systems	543
Full-Mask Respirator	524	Economy Supplied-Air Shield Systems	543
Single Bib Maintenance-Free Tyvek® Hood	524	Deluxe Supplied-Air Shield and Blue Welding Helmet Systems	544
Double-Bib Maintenance-Free Tyvek® Hood	524	Deluxe Supplied-Air Shield and Black Welding Helmet Systems	544
LOW-PRESSURE RESPIRATOR MASKS AND HOODS		EZ Air Flex Grinding/Welding Air Shield System	544
Full-Mask Breathing Cold Air Respirator Systems	525	ABRASIVE BLASTING	
Single Bib Hood Breathing Cold Air Respirator Systems	525	Abrasive Blasting Helmets System Components	545
Double-Bib Hood Breathing Cold Air Respirator Systems	525	Nova 3® Blasting Helmet	545
HIGH-PRESSURE BREATHING AIR FILTRATION PANELS AND ACCESSORIES		Nova 2000™ Blasting Helmet	546
Carry-Air™ and Wall-Air™ Filtration Panels	526	Air Temperature Controller	546
Carry-Air™ Inline Filtration Panels	527	Adjustable High-Pressure Flow Control Valve	546
Wall-Air™ Inline Filtration Panels	527	Low-Pressure Flow Adapter	546
		Airline Filter	547
		Replacement Filter Cartridges	547
		Nova 2000™ Helmet Low-Pressure System	547

Products	Page
POWERED AIR-PURIFYING RESPIRATOR SYSTEMS	
Basic System Specifications	548
MRO AND HEALTHCARE PAPR SYSTEMS	
EZ Air PAPR Hood	550
GRINDING AND WELDING PAPR SYSTEMS	
EZ Air PAPR System Components	551
EZ Air Flex Shield PAPR	552
EZ Air Flex Grinding/Welding PAPR	553
EZ Air Max	554
ADF Lens	554
EZ Air PAPR	555
EZ Air Economy PAPR	556
EZ Air Deluxe PAPR	556
X54V and X81V ADF Lens Chart	556
X54V ADF Lens	556
X81V ADF Lens	556
AirPlus® System Components	557
Airplus® Systems	557
AirPlus® Parts and Accessories	557
Airshield® PAPR	558
Airshield® Flip Front Grinding Visor	559
Vision® BFFVX PAPR System	560
Vision® X81VX PAPR System	561
THE AIRPLUS® SYSTEM	
STORAGE & CARRY BAGS	
Respirator Storage & Carry Bags	563
Large Disposable Respirator Storage Bags	563
Extra-Large Disposable Respirator Storage Bags	563
Respirator and Equipment Carry Bags	563
Full-Mask Storage Bag	563
Deluxe Full-Mask Storage Bag	563
02 HEAD AND FACE PROTECTION	565
AUTO-DARKENING PROTECTION	
Welding Lens Shade Selection Guide	566
AUTO-DARKENING LENSES	
Singles Retrofit Lenses	567
Singels Duo Retrofit Lenses	567
Super Singles Retrofit Lenses	567
Tradesman Retrofit Lenses	567
WELDING HELMET SERIES	
Hawk® Welding Helmet Series	572
Carrera™ Welding Helmet Series	573
Vision® Welding Helmet Series	574
Orbit™ Welding Helmet	575
ACCESSORIES	
Inside and Outside Cover Plates	576
Inside Cover Plate Shade Upgrades	576
Headgears and Sweatbands	576
Standard Magnifying Lens	577
Universal Magnifying Lens	577
Replacement Parts	578
WELDING ACCESSORIES	
BROWGUARDS & VISORS	
Airshield®	581
Visors	581
HARD HATS	
Type 1 & Type 2	582
Hard hat Adapters	582
03 ERGONOMICS	583
KNEE PADS	
Maxknee	584
Quickmax	584
Gel Maxknee	584
Flexknee	584
Quickflex	584
Black Flexknee	584
Gel Flexknee	584
Ultra Flexknee	585
Economy Non-Marking Flexknee	585
Non-Marking Flexknee	585
Ultra Gel Flexknee	585
Softknee	585
Deluxe Softknee	585
Leather Knee Pad	586

Products	Page
Welding Knee Pad	586
Standard Knee Pad	586
Economy Contour Knee Pad	586
Contour Knee Pad	586
Gel Knee	587
Deluxe Quickflex	587
Deluxe Comfort Knee	587
Value Plus Knee Pad	587
BACK SUPPORT	
Flexbak®	588
Spanbak	588
Deluxe Spanbak	588
Bodybelt	588
All Fit Back Support	589
Economy Belt	589
Economy Hi-Viz	589
Liftbak	589
Back Support Reusable Bag	589
WRIST AND ELBOW SUPPORT	
Dual-Flex™	590
Rist-Rap	590
Deluxe Elbow Pad	590
Flexrist®	590
Thin Flexrist®	590
Wrist Support Sizing Information	590
HEAT STRESS PRODUCTS	
Vortex Cooling or Heating Vest	591
Low Profile Vortex Cooling Vest	591
Standard Vest for Cooling Inserts	591
Hose & Inserts	592
Standard Cooling Vest	592
Economy Poncho Cooling Vest	592
Standard Cooling Wrap	592
Cool Offs	592
Deluxe Neck Cooling Wrap	592
Economy Neck Shade	593
Cooling Neck Shade	593
Cooling Beanie	593
Cooling Skull Cap	593
Hard hat Cooling Liner	593
04 EYE PROTECTION	595
SAFETY GLASSES	
SE-1000 Series	596
SE-2000 Series	597
SE-7000 Series	597
SAFETY GOGGLES	
Action	598
Coronado	598
The Fly	598
SAFETY GOGGLES AND ACCESSORIES	
Hollywood	599
Hollywood Diopters	599
G-Clip	599
LENS CLEANING	
Eyewear Cleaning Wipes Pocket Pak Dispenser	600
Eyewear Cleaning Wipes Pocket Pak	600
Eyewear Cleaning Wipes Pop-Up Pak	600
Eyewear Cleaning Wipes	601
Bucket Eyewear Cleaning Wipes	601
Canister Lens Wipes	601
Large Disposable Cleaning Station	601
Small Disposable Cleaning Station	601
Plastic Disposable Cleaning Station	601
05 AIR SAMPLING	603
AIR SAMPLING PRODUCTS	
Jarless Sampling Pump	604
Flow Meter	604
M2 Multi-Mold™ Cassette	604
06 VENTILATION	605
How To Choose Your Allegro Blower	606
Ventilation Nomograph	607
Hazardous Location Information	607
AXIAL PLASTIC BLOWERS	

Products	Page
8" Axial AC Plastic Mini-Pak Blower	608
8" Axial AC, DC, EX Plastic Blower	608
8" Axial AC, DC Plastic Blower with Canister & Ducting	609
8" Axial Explosion-Proof Plastic Blower with Canister & Ducting	609
8" Axial AC and DC Plastic Blower System with MVP	610
12" Axial AC, DC Plastic Blower with Canister & Ducting	610
12" Axial Explosion-Proof Plastic Blower with Canister & Ducting	611
12" Axial AC and DC Plastic Blower System with MVP	611
16" Axial AC, DC Plastic Blower with Canister & Ducting	612
16" Axial Explosion-Proof Plastic Blower with Canister & Ducting	612
AXIAL INDUSTRIAL PLASTIC BLOWERS	
8" Axial AC Industrial Plastic Blower	613
12" Axial AC, DC Industrial Plastic Blower	613
12" Axial Explosion-Proof Industrial Plastic Blower	613
8" and 12" Axial AC Industrial Plastic Blower Systems with MVP	614
16" Axial AC, DC Industrial Plastic Blower	614
16" Axial Explosion-Proof Industrial Plastic Blower	614
AXIAL INLINE BOOSTER PLASTIC BLOWERS	
8" and 12" Axial AC Inline Booster Plastic Blowers	615
12" Axial Explosion-Proof Inline Booster Plastic Blower	615
AIR BAGS	
Air Bag 8	616
Air Bag 12	617
8" and 12" Air Bag Blower Systems with MVP	617
AXIAL METAL BLOWERS	
8" Axial AC, DC Metal Blower	618
8" Axial AC, DC Metal Blower with Canister & Ducting	618
8" Axial Explosion-Proof Metal Blower	619
8" Axial Explosion-Proof Metal Blower with Canister & Ducting	619
8" Axial AC and DC Metal Blower Systems with MVP	619
8" Axial AC, DC Metal Com-pax-ial Blower	620
8" Axial AC, DC Metal Com-pax-ial Blower with Canister & Ducting	620
12" Axial AC Standard Metal Blower	621
12" Axial Explosion-Proof Metal Blower	621
12" Axial AC High-Output Metal Blower	621
12" Axial DC Metal Blower	621
12" Axial AC Standard Metal Blower System with MVP	621
16" Axial AC Standard Metal Blower	622
16" Axial Explosion-Proof Metal Blower	622
16" Axial DC Standard Metal Blower	622
16" Axial Explosion-Proof High-Output Metal Blower	622
16" Axial AC High-Output Metal Blower	622
20" Axial AC Standard Metal Blower	623
20" Axial Explosion-Proof Metal Blower	623
20" Axial AC High-Output Metal Blower	623
20" Axial Explosion-Proof High-Output Metal Blower	623
26" Axial AC Standard Metal Blower	624
CENTRIFUGAL BLOWERS	
Centrifugal Standard Blower	625
Centrifugal High-Output Blower	625
Centrifugal Two-Speed Blower	626
Centrifugal Heavy-Duty Explosion-Proof Blower	626
Centrifugal Heavy-Duty Blower	626
Centrifugal Gas Blower (Briggs & Stratton)	626
Centrifugal Gas Blower (Honda)	627
Centrifugal Air-Driven Blower	627
Centrifugal Standard Blower System with MVP	627
VENTURI BLOWERS	
Plastic and Metal	628
Specifications	628
Air Flow	629
PNEUMATIC BLOWERS	
20" Jet Fan	629
24" Jet Fan	629
CFM At Given Static Pressure (In Wg)	629
BLOWER ACCESSORIES	
Adapter Reducer	630
Blower Filter Box	630
Y-Duct Connector	630
Duct-To-Duct Connector	630
Explosion-Proof Socket	630
Standard Extension Cord	630
Explosion-Proof Extension Cord	630
DUCTING	
Ducting	632
Statically Conductive Ducting	632
Lay Flat Ducting	633
Sto-Sack	633
Plastic Ducting Storage Canisters	633

Products	Page
Duct Storage Bag	633
MANHOLE VENTILATION PASSTHRU	
8" Manhole Ventilation Passthru (MVP)	634
12" Manhole Ventilation Passthru (MVP)	634
CARPET BLOWERS	
Three Speed Carpet Dryer Blower	635
HIGH-OUTPUT FANS	
High-Output Fans and Accessories	636
High-Output Fan Wall Mount	637
High-Output Fan Swing Arm Mount	637
PORTABLE FUME EXTRACTOR	
Portable Fume Extractor and Filters	638
Portable Fume Extractor Filter Chart	638
07 CONFINED SPACE EQUIPMENT	639
LID LIFTERS	
Magnetic Manhole Lid Lifter	640
Compact Magnetic Lid Lifter	640
Manhole Lid Lifter	640
Magnetic Valve Box Lid Lifter	640
LID LIFTER ACCESSORIES	
Magnet	641
Magnetic Lid Lifter Spreader Bar	641
Magnetic Lid Lifter Extension	641
Storm Grate Lifting Adapter	641
Magnetic Lid Lifter Hook	641
Large 10" Puncture Proof Wheels	641
CONFINED SPACE ACCESSORIES	
Manhole Guard Rail	642
High-Impact Polymer Manhole Shield	642
Guard Rail Winch	643
Manhole Safety Cross	643
Manhole Sign	643
DEWATERING PUMPS	
Sludge Pump	644
Standard Dewatering Pump	644
Pump Discharge Hose	644
Specifications	644
08 OUTDOOR EQUIPMENT	645
WORK TENTS AND HEATERS	
Economy Work Tent	646
Deluxe Work Tent	646
Tent Heater	647
Hi-Viz Green Utility Canopy Shelter	647
Side Wall Kit	647
UMBRELLAS	
Deluxe Umbrella	648
Nonconductive Umbrella	648
Economy Umbrella	648
Umbrella Stand	648
09 WALL CASES	649
WALL CASES	
Hi-Viz Heavy-Duty Single SCBA Wall Case	650
Hi-Viz Heavy-Duty Dual SCBA Wall Case	650
All-Weather SCBA Wall Case	650
SCBA Cover Kits	651
Deluxe SCBA Bracket	651
EBA Bracket	651
SCBA Bag	651
Deluxe and Standard Wall Case	652
Hi-Viz Heavy-Duty Emergency Respirator Wall Case	652
Respirator Storage Wall Case	652
Emergency Respirator Wall Case	652
Lockout / Tagout Wall Case	652
PAPR Wall Case	653
Generic One Door Storage Cabinet	653
Fire Extinguisher Wall Case	653
Generic Wall Cases	653
DEFIBRILLATOR STORAGE	
Plastic Defibrillator Wall Case	654
Plastic Defibrillator Wall Case with Strobe	654
Plastic Defibrillator Wall Case with Alarm	654
Small Metal Defibrillator Wall Case with Alarm	654



01

RESPIRATORY

SUPPLIED-AIR RESPIRATOR SYSTEMS

SAR SYSTEM COMPONENTS

1

CHOOSE AN ALLEGRO MASK, HOOD, OR HELMET ASSEMBLY



HALF-MASK SUPPLIED-AIR RESPIRATOR

9920 Low-Pressure w/ Fitting
(No Air Control Assembly needed)



FULL-MASK SUPPLIED-AIR RESPIRATOR

9901 Low-Pressure w/ Fitting
(No Air Control Assembly needed)
9902 High-Pressure w/o Fitting



TYVEK® SUPPLIED-AIR RESPIRATOR

9910 Low-Pressure w/ Fitting
(No Air Control Assembly needed)



DOUBLE-BIB MAINTENANCE-FREE TYVEK® HOOD

9911-10 Low-Pressure
9911-10 High-Pressure



MAINTENANCE-FREE HOODS

9911-20 Low-Pressure Tyvek®
9911-20S Low-Pressure Saran™
9911-20 High-Pressure Tyvek®
9911-20S High-Pressure Saran™



DELUXE TYVEK® DOUBLE-BIB HARD HAT HOOD

9909-10 LP, w/ Suspension only
9909-11 LP, w/ Suspension and downtube
9909-10 HP, w/ Suspension only
9909-11 HP, w/ Suspension and downtube



ECONOMY SUPPLIED-AIR SHIELD

9903 Low-Pressure
9903 High-Pressure



EZ AIR FLEX GRINDING AIR SHIELD

9907-G Low-Pressure
9907-G High-Pressure



DELUXE SUPPLIED-AIR SHIELD / HELMET

9904 Low-Pressure
9904 High-Pressure



DELUXE SUPPLIED-AIR SHIELD AND WELDING HELMET (BLUE)

9904-W Low-Pressure
9904-W High-Pressure



DELUXE SUPPLIED-AIR SHIELD AND WELDING HELMET (BLACK)

9904-WB Low-Pressure
9904-WB High-Pressure



EZ AIR FLEX GRINDING / WELDING AIR SHIELD

9907-WADF Low-Pressure
9907-WADF High-Pressure

2

**CHOOSE AN
AIR CONTROL DEVICE**

3

**CHOOSE THE APPROPRIATE
AIRLINE HOSE**

4

**CHOOSE THE APPROPRIATE
AIR SOURCE**

LOW-PRESSURE SYSTEMS



**LOW-PRESSURE
FLOW ADAPTER**

9910-11 Low-Pressure



**LOW-PRESSURE
SINGLE AIRLINE HOSE**

9100-25 25' Low-Pressure Airline Hose
9100-50 50' Low-Pressure Airline Hose
9100-100 100' Low-Pressure Airline Hose



**LOW-PRESSURE
BREATHING AIR PUMP**

See page 513

HIGH-PRESSURE SYSTEMS



**HIGH-PRESSURE AIR
TEMPERATURE CONTROLLER**

9990 High-Pressure



**HIGH-PRESSURE PERSONAL
AIR COOLER**

9991 High-Pressure



**HIGH-PRESSURE SINGLE
AIRLINE HOSE**

9101-25B 25' High-Pressure Airline Hose
9101-50B 50' High-Pressure Airline Hose
9101-100B 100' High-Pressure Airline Hose



**HIGH-PRESSURE BREATHING
AIR FILTRATION PANEL**

See page 526



**ADJUSTABLE HIGH-PRESSURE
FLOW CONTROL VALVE**

9992 High-Pressure

We have developed a complete line of NIOSH approved supplied-air respirator systems. Our Full-Mask SAR and Fully Disposable Hoods offer incredible flexibility and ease of use in confined spaces and contaminated environments. Complete systems come in one box with one part number to make ordering easier and more efficient.



RESPIRATOR MASKS, HOODS, AND HELMETS

FULL AND HALF-MASK SUPPLIED-AIR RESPIRATORS

- Made of silicone rubber for durability and will hold its shape even in extreme heat and cold
- Double sealing flange and deep chin pocket provide an improved face-to-mask seal with a much improved and more comfortable fit
- The replaceable polycarbonate lens offers a wider, distortion-free viewing area with an anti-fog, anti-scratch coating
- Removable hairnet means greater comfort and fits easily under a hard hat
- The unique “over the shoulder” hose design clips at the collar and an adjustable belt holds the air hose out of the way of work
- Comes with OBAC quick-connects (low-pressure)
- Large diameter contoured exhalation valve (high-pressure)
- Designed to connect to Adjustable HP Flow Control Valve, HP Personal Air Cooler, or HP Air Temperature Controller
- One size fits most
- **NIOSH approval TC-19C-0353 for 9901**
- **NIOSH approval TC-19C-0437 for 9902**

HALF MASK

- Half mask provides low-pressure, continuous flow protection with the same belt and hose design as the full-mask respirator
- Low-profile design fits under welding shields
- Durable and easy-to-use with OBAC quick-connects
- Silicone skirt is easy to clean and won't lose its shape in storage
- **NIOSH approval TC-19C-0355**



Video available on the ALLEGRO INDUSTRIES Channel
www.youtube.com/AllegroIndustries



Wear with Spray socks on page 536



Low Pressure	Order No.
Full-Mask Supplied-Air Respirator Assembly	9901
Low-Pressure Half-Mask Supplied-Air Respirator	9920

High Pressure	Order No.
Full-Mask Supplied-Air Respirator w/ HP Personal Air Cooler	9902-C
Full-Mask Supplied-Air Respirator w/ HP Flow Control Valve	9902-CV
Full-Mask Supplied-Air Respirator w/ Temperature Controller	9902-HC
Replacement Full-Mask Assembly	9902

Accessories

Lens Covers 25/pkg.
Order No. 9901-25





TYVEK® SUPPLIED-AIR RESPIRATOR HOOD

- Especially comfortable for bearded workers, the hood style respirator is lightweight and loose-fitting to fit comfortably over the head
- A large clear window offers a wide view and complete protection in dirty environments such as spray painting or asbestos abatement
- The convenient disposable design is perfect where respirator cleaning or decontamination is difficult (simply remove the downtube and clamp before disposal)
- Includes OBAC quick-connects
- Each replacement hood comes complete with a hood harness
- **NIOSH approval TC-19C-0331**

Low Pressure	Order No.
Tyvek® Respirator Hood Assembly	9910
Replacement Hood w/ Suspension (Downtube not included)	9910-10



Video available on the ALLEGRO INDUSTRIES Channel
www.youtube.com/AllegroIndustries



DOUBLE-BIB MAINTENANCE-FREE TYVEK® HOOD

- Provides the increased protection of two bibs
- Inner bib tucks inside protective garments so air flows down for a cooling effect on the body while the outer bib secures under the arms with hook-and-loop closure to keep the hood from rising up
- Features an extra-large lens for better visibility
- Offers the same convenient design with the downtube and suspension built-in, making the entire hood fully disposable
- Designed to connect to low-pressure or high-pressure flow adapters
- **NIOSH approval TC-19C-0331 for 9912-D**
- **NIOSH approval TC-19C-0367 for 9912-C/9911-10**
- **NIOSH approval TC-19C-0387 for 9912-CV**
- **NIOSH approval TC-19C-0366 for 9912-HC**



Low Pressure	Order No.
Double-Bib Maintenance-Free Tyvek® Hood Assembly w/ LP Flow Adapter and Suspension	9912-D
Replacement Double-Bib Maintenance-Free Tyvek® Hood Assembly w/ Suspension	9911-10

High Pressure	Order No.
Double-Bib Maintenance-Free Tyvek® Hood w/ HP Personal Air Cooler	9912-C
Double-Bib Maintenance-Free Tyvek® Hood w/ HP Flow Control Valve	9912-CV
Double-Bib Maintenance-Free Tyvek® Hood w/ HP Air Temperature Controller	9912-HC
Replacement Double-Bib Maintenance-Free Tyvek® Hood Assembly w/ Suspension	9911-10



MAINTENANCE-FREE TYVEK® HOOD

- Downtube and head suspension integrated into one-piece assembly causing no need for decontamination of parts since the hood assembly is disposed of after use
- Lightweight, rugged, and reinforced downtube with swivel connection adds flexibility
- Multi-layer sound dampening system made of foam inside breathing tube meets NIOSH requirements
- Split air channel design delivers air inside the hood around the temple area w/ minimal lens fogging
- Large viewing window provides a wide field of vision and generous size makes it ideal for workers with beards or goggles
- Made from Poly-coated DuPont Tyvek®, it's flexible, splash-resistant and seals in air flow
- Easy adjustments are possible with a hook-and-loop closure and absorbent foam headband
- Designed to connect to low-pressure or high-pressure flow adapters
- Hard hat, Ratchet, or Disposable Suspensions available
- **NIOSH approval TC-19C-0331 for 9910-D**
- **NIOSH approval TC-19C-0367 for 9911-C/9911-20**
- **NIOSH approval TC-19C-0387 for 9911-CV**
- **NIOSH approval TC-19C-0366 for 9911-HC**



Low Pressure	Order No.
Maintenance-Free Tyvek® Hood Assembly w/ LP Flow Adapter and Suspension	9910-D
Replacement Maintenance-Free Tyvek® Hood Assembly w/ Suspension	9911-20

High Pressure	Order No.
Maintenance-Free Tyvek® Hood Assembly w/ HP Personal Air Cooler	9911-C
Maintenance-Free Tyvek® Hood Assembly w/ HP Flow Control Valve	9911-CV
Maintenance-Free Tyvek® Hood Assembly w/ HP Air Temperature Controller	9911-HC
Replacement Maintenance-Free Tyvek® Hood w/ Suspension	9911-20

Accessories

Lens Covers 10/pkg.
Order No. 9910-25





DELUXE TYVEK® DOUBLE-BIB HARD HAT HOOD

- Lightweight, rugged, and reinforced downtube with swivel connection adds flexibility
- Split air channel design delivers air inside the hood around the temple area w/ minimal lens fogging
- Large viewing window provides a wide field of vision
- Double-bib style adds increased protection by simply tucking inner layer into the protective clothing
- Made from DuPont Tyvek®, it's flexible, splash-resistant and seals in air flow
- Hard hat, Ratchet, or Disposable Suspensions available
- **NIOSH approval TC-19C-0409**



Low Pressure	Order No.
Replacement Deluxe Double-Bib Hard hat Hood w/ Suspension Only (Downtube not Included)	9909-10
Hood w/ Suspension and Downtube	9909-11
Hood w/ Hard hat	9909-HD
Hood w/ Ratchet	9909-RD
Hood w/ Disposable Suspension	9909-SD

High Pressure	Order No.
Replacement Deluxe Double-Bib Hard hat Hood w/ Suspension Only (Downtube not included)	9909-10
Hood w/ Suspension and Downtube	9909-11
Hood w/ Hard hat and HP Personal Air Cooler	9909-CHD
Hood w/ Ratchet Suspension and HP Personal Air Cooler	9909-CRD
Hood w/ Suspension and HP Personal Air Cooler	9909-CSD
Hood w/ Hard hat and HP Flow Control Valve	9909-CVHD
Hood w/ Ratchet Suspension and HP Flow Control Valve	9909-CVRD
Hood w/ Suspension and HP Flow Control Valve	9909-CVSD
Hood w/ Hard hat and HP Air Temperature Controller	9909-HCHD
Hood w/ Ratchet Suspension and HP Air Temperature Controller	9909-HCRD
Hood w/ Suspension and HP Air Temperature Controller	9909-HCSD

Accessories

Replacement Hard hat	9909-03
Replacement Hard hat (Canada Purchase Only)	9909-03C
Ratchet Hood Suspension	9910-03
Lens Covers 10/pkg.	9910-25



ECONOMY SUPPLIED-AIR SHIELD

- Perfect for use with grinding, chipping, spray painting, and auto body repair
- The easy flip-up visor is made of Nylon plastic and offers a wide field of vision
- Lens is polycarbonate and chin guard is polypropylene for added strength
- The shroud is cotton adding comfort and protects against overspray
- Designed to connect to low-pressure or high-pressure flow adapters
- Complies with ANSI Z87.1-2003
- **NIOSH approval TC-19C-0468**



Low Pressure	Order No.
Economy Supplied-Air Shield w/ LP Adapter	9903-D
Replacement Economy Supplied-Air Shield	9903

High Pressure	Order No.
Economy Supplied-Air Shield w/ HP Personal Air Cooler	9903-C
Economy Supplied-Air Shield w/ HP Flow Control Valve	9903-CV
Economy Supplied-Air Shield w/ HP Air Temperature Controller	9903-HC
Replacement Economy Supplied-Air Shield	9903

Accessories

Lens Covers 10/pkg.
Order No. 9910-25





EZ AIR FLEX GRINDING AIR SHIELD

- Intended for industrial applications where combined respiratory, eye, and face protection are required, such as: grinding, assembly, facility maintenance, machine operations, painting, and sanding
- Made from Dupont® super tough flame-retardant nylon that can withstand extreme cold/heat without cracking or deforming
- Large shield design accommodates safety glasses under the face shield
- Adjustable durable Pera-Lok locking ratcheting headgear with replaceable ultrasoft sweat band
- Lightweight, comfortable, and easily replaceable 100% cotton FR treated face seal
- Viewing area: 41.2 sq. in.
- Lightweight at only 0.46 lbs. total
- Air tran directs air over the head and across the breathing zone, minimizing fogging
- User control of airflow direction
- APF 25
- Complies with ANSI Z87.1+ for face-shield/eye protection
- CE certified
- **NIOSH approval TC-19C-0588**

Low Pressure	Order No.
EZ Air Flex Grinding Air Shield Headtop	9907-G
EZ Air Flex Grinding Air Shield Headtop w/ LP Adapter	9907-DG

High Pressure	Order No.
EZ Air Flex Grinding Air Shield Headtop w/ HP Personal Air Cooler	9907-CG
EZ Air Flex Grinding Air Shield Headtop w/ HP Flow Control Valve	9907-CVG
EZ Air Flex Grinding Air Shield Headtop w/ HP Air Temperature Controller	9907-HCG

YouTube
Video available on the ALLEGRO INDUSTRIES Channel
www.youtube.com/AllegroIndustries

Accessories

Snap-on Welding Shield with ADF Lens
Order No. 9937-AFFADF



DELUXE SUPPLIED-AIR SHIELD

- All-in-one head, eye, face, and respiratory protection against hazardous airborne contaminants and flying debris
- Ergonomically designed with superb balance
- No fit testing required
- Can be worn comfortably by personnel with beards and facial hair
- Designed to connect to low-pressure or high-pressure flow adapters
- Complies with ANSI Z89.1 Type 1 Class G for head protection
- Complied with ANSI Z87.1+ for face-shield/eye protection
- APF 1000
- **NIOSH approval TC-19C-0488**

Low Pressure	Order No.
Deluxe Supplied-Air Shield w/ LP Adapter	9904-D
Replacement Deluxe Supplied-Air Shield	9904

High Pressure	Order No.
Deluxe Supplied-Air Shield w/ HP Personal Air Cooler	9904-C
Deluxe Supplied-Air Shield w/ HP Flow Control Valve	9904-CV
Deluxe Supplied-Air Shield w/ HP Air Temperature Controller	9904-HC
Replacement Deluxe Supplied-Air Shield	9904

Accessories

Lens Covers 6/pkg.
Order No. 9904-25



DELUXE SUPPLIED-AIR SHIELD AND BLUE WELDING HELMET

- Performance proven and a cost-effective system used by foundries, aluminum plants, mines, chemical plants, refineries, auto manufacturers, metal working, and fabrications
- Provides a constant and powerful supply of breathable air from a clean air source
- Provides protection from airborne contaminants including hexavalent chromium applications, flying debris, sparks, chemical, and molten metal splashes
- Visor flips up allowing user to grind and clean metal looking through clear ANSI face shield
- Designed to connect to low-pressure or high-pressure flow adapters
- Equipped with variable shade, auto-darkening lens, shade 9-13
- Complies with ANSI Z89.1 Type 1 Class G for head protection
- Complied with ANSI Z87.1+ for face-shield/eye protection
- APF 1000
- **NIOSH approval TC-19C-0488**

Low Pressure	Order No.
Deluxe Supplied-Air Shield and Blue Welding Helmet w/ No Flow Valve	9904-W
Deluxe Supplied-Air Shield and Blue Welding Helmet w/ LP Adapter	9904-DW

High Pressure	Order No.
Deluxe Supplied-Air Shield and Blue Welding Helmet w/ HP Personal Air Cooler	9904-CW
Deluxe Supplied-Air Shield and Blue Welding Helmet w/ HP Flow Control Valve	9904-CVW
Deluxe Supplied-Air Shield and Blue Welding Helmet w/ HP Air Temperature Controller	9904-HCW

Accessories

Replacement Variable Shade Lens Kit
Order No. 9904-36





DELUXE SUPPLIED-AIR SHIELD AND BLACK WELDING HELMET

- Performance proven and a cost-effective system used by foundries, aluminum plants, mines, chemical plants, refineries, auto manufacturers, metal working, and fabrications
- Provides a constant and powerful supply of breathable air from a clean air source
- Provides protection from airborne contaminants including hexavalent chromium applications, flying debris, sparks, chemical, and molten metal splashes
- Visor flips up allowing user to grind and clean metal looking through clear ANSI face shield
- Designed to connect to low-pressure or high-pressure flow adapters
- Large #10 lens included
- Complies with ANSI Z89.1 Type 1 Class G for head protection
- Complied with ANSI Z87.1+ for face-shield/eye protection
- APF 1000
- **NIOSH approval TC-19C-0488**




Low Pressure	Order No.
Deluxe Supplied-Air Shield and Black Welding Helmet w/ No Flow Valve	9904-WB
Deluxe Supplied-Air Shield and Black Welding Helmet w/ LP Adapter	9904-DWB

High Pressure	Order No.
Deluxe Supplied-Air Shield and Black Welding Helmet w/ HP Personal Air Cooler	9904-CWB
Deluxe Supplied-Air Shield and Black Welding Helmet w/ HP Flow Control Valve	9904-CVWB
Deluxe Supplied-Air Shield and Black Welding Helmet w/ HP Air Temperature Controller	9904-HCWB

Accessories

Replacement Variable Shade #10 Lens Kit
Order No. 9904-35



Video available on the ALLEGRO INDUSTRIES Channel
www.youtube.com/AllegroIndustries

EZ AIR FLEX GRINDING/WELDING AIR SHIELD

- Intended for industrial applications where combined respiratory, eye, and face protection are required, such as welding, assembly, facility maintenance, grinding, machine operations, painting, and sanding
- Made from Dupont® super tough flame-retardant nylon that can withstand extreme cold/heat without cracking or deforming
- Features a durable flip-up visor to expose a grind shield below that maintains respiratory protection while workers continue grinding or inspecting welds
- Large shield design accommodates safety glasses under the face shield
- Adjustable durable Pera-Lok locking ratcheting headgear with replaceable ultrasoft sweat band
- Lightweight, comfortable, and easily replaceable 100% cotton FR treated face seal
- Visor dimension: 7" x 5.4" x 0.040"
- Viewing area: 41.2 sq. in.
- Lightweight at only 0.58 lbs. total
- Air tran directs air over the head and across the breathing zone, minimizing fogging
- User control of airflow direction
- APF 25
- Equipped with variable shade, auto-darkening lens, shade 5-14
- Complies with ANSI Z87.1+ for face-shield/eye protection
- CE certified
- **NIOSH approval TC-19C-0588**

Low Pressure	Order No.
EZ Air Flex Grinding/Welding Air Shield Headtop	9907-WADF
EZ Air Flex Grinding/Welding Air Shield Headtop w/ LP Adapter	9907-DWADF

High Pressure	Order No.
EZ Air Flex Grinding/Welding Air Shield Headtop w/ HP Flow Control Valve	9907-CWADF
EZ Air Flex Grinding/Welding Air Shield Headtop w/ HP Personal Air Cooler	9907-CWADF
EZ Air Flex Grinding/Welding Air Shield Headtop w/ HP Air Temperature Controller	9907-HCWADF

Accessories

Replacement Variable Shade
Order No. 9904-36



SUPPLIED-AIR FLOW VALVES



LOW-PRESSURE FLOW ADAPTER

Designed to be used with a Low-Pressure Supplied-Air Respirator, the Low-Pressure Flow Adapter allows the hood to connect to a breathing air pump or any low-pressure air source. It is a low-profile, lightweight, plastic threaded fitting that offers the convenience of OBAC quick-connect design with a waist belt and clip assembly. The controller is economical enough to dispose of with the hood assembly or save for use with a replacement hood. It requires an air supply pressure range of 6-50 psi.

Order No. 9910-11



HIGH-PRESSURE AIR TEMPERATURE CONTROLLER

The HP Air Temperature Controller adjusts the amount of air to the hood and adjusts air 25 degrees warmer or cooler than the ambient air for use in cold or hot environments. It includes a waist belt and leather sheath to protect the user from temperature extremes.

Order No. 9990



HIGH-PRESSURE PERSONAL AIR COOLER

The HP Personal Air Cooler is ideal in hot environments, adjusting the air flow from high-pressure air sources as low as 25 degrees colder than ambient air for an improved working environment. Includes a waist belt with the airflow valve.

Order No. 9991



HIGH-PRESSURE ADJUSTABLE-FLOW CONTROL VALVE

The HP Adjustable Flow Control Valve adjusts air flow from any high-pressure air source for greater comfort. It offers a large gripping handle that makes it easy-to-use with a gloved hand. From the lowest flow position, the control valve will deliver the minimum flow required by NIOSH. Includes a waist belt with the airflow valve.

Order No. 9992

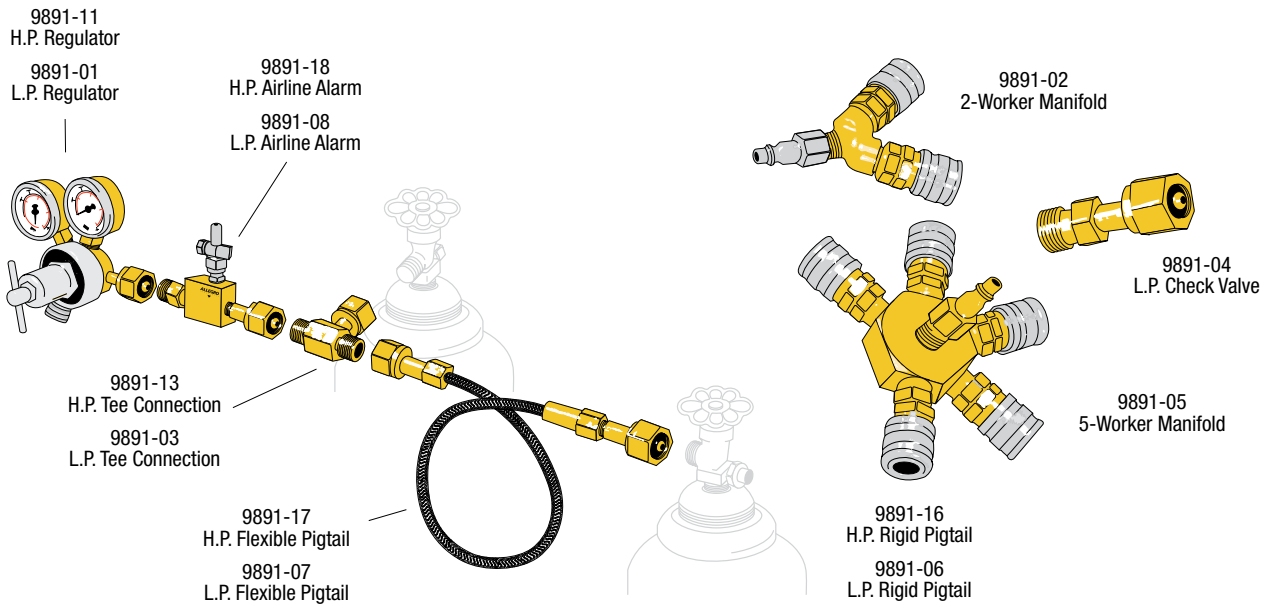
INLET PSI REQUIREMENTS

Respirator	Description	PSI Range 9910-11 (LP)	PSI Range 9990 (HP)	PSI Range 9991 (HP)	PSI Range 9992 (HP)
9901/9902 Series	Full Face Mask	6-50 (9901 Series)	55-105	50-85	20-50
9903 Series	Economy Air Shield	6-50	90-120	72-98	25-46
9904 Series	Deluxe Air Shield/Helmet	6-50	90-120	68-93	27-47
9909 Series	Hard hat	6-50	80-120	65-115	23-47
9910 Series	Tyvek® Hood	6-50			
9911 Series	Saran™ Hood	6-50	85-110	55-85	30-48
9912 Series	Double-Bib Tyvek® Hood	6-50			
9920 Series	Half Mask	6-50			

BREATHING AIR CASCADE PRODUCTS

BREATHING AIR CASCADE KITS

Used to reduce high pressure through a series of tee and flexible pigtail connectors, our exclusive Low-Pressure Breathing Air Cascade Kits offer you the ease of ordering all the parts you need for your system with one part number. No more forgetting a piece or mismatched fittings. Inline check valves on both the tee and flexible pigtail (available in both high and low pressure) are used to allow for uninterrupted air flow while replacing depleted cylinders. An optional low-on-air warning device alerts the user when air is low. Individual components are available for adding on to an existing system, or for building a high-pressure breathing air cascade system.



Breathing Air Cascade System Kits	Order No.	Description	Contents
Low-Pressure Kits without alarm:	9891-01	One-Cylinder Cascade Kit	Regulator only
	9890-02	Two-Cylinder Cascade Kit	Regulator, Tee and Pigtail
	9890-04	Four-Cylinder Cascade Kit	Regulator, 3 Tees and 3 Pigtails
Low-Pressure Kits with alarm:	9892-01	One-Cylinder Cascade Kit	Regulator, Alarm
	9892-02	Two-Cylinder Cascade Kit	Regulator, Tee, Pigtail, Alarm
	9892-04	Four-Cylinder Cascade Kit	Regulator, 3 Tees, 3 Pigtails, Alarm

For high-pressure systems, order appropriate individual components.

NOTE: Low-pressure breathing air cascade systems: 3000 psi; high-pressure breathing air cascade systems: 5500 maximum psi.

Breathing Air Cascade Kits come standard with Foster/Hansen couplers. Other couplers are available upon request.

BREATHING AIR PUMPS



A-300

Ideal as a super portable, lightweight air source for a single respirator user. Solid performance in applications of one-worker painting, cleaning, sanding, or chemical handling operations.

Order No. 9806



A-750

Fills the need for a very portable air source for one, or two respirator users or a single hood user. Works well in a variety of work environments including painting or refinishing booths.

Order No 9821
Order No 9821-E



A-1500TE, A-1500EX

The easiest way to meet your needs for portable air sources for up to three respirator users or two hood users. Available in explosion-proof configurations for special applications. Applicable for chemical handling and clean-up. The A-1500EX meets Class I Div 1 & 2 Group D. Class II Div 1 & 2 Groups F & G

Order No. 9832 (TE)
Order No. 9832-E
Order No. 9833 (EX)*
Order No. 9833-E



A-4000AD

Ideal for use when electric power is unavailable or undesirable. Highly effective in work areas where large amounts of compressed air are available such as sandblasting. Air driven motor is protected and lubricated by a high-capacity filter/regulator/lubricator assembly. Requires 75 CFM at 80 psig. Intended for four respirator users or three hood users.

Order No. 9850



TE: Totally Enclosed

EX: Explosion-Proof. EX models come complete with plug.

LOW-PRESSURE BREATHING AIR PUMP SPECS

MODEL NO.	Order No.	MAX. NO. RESP.	MAX. NO HOODS	POWER REQUIRED	LBS.	HP	PSI	CFM
A-300	9806	1	0	4.6/2.3/115/230V AC	33	¼	0-15	0-5
A-750	9821	2	1	9.05/4.6/115/230V AC	53	¾	0-15	0-10
A-1500TE	9832	3	2	12.4/6.8-6.2/115/230V AC	97	1½	0-15	0-20
A-1500EX	9833*	3	2	16/8/115/230V AC	122	1½	0-15	0-15
A-4000AD	9850	4	3	75 CFM @ 80 psig.	83	n/a	0-15	0-20

*Single-phase explosion-proof motor complete with plug.

Offered in 220V/50 Hz. For more information call Customer Service at 800-622-3530

WARNING: Breathing Air Pumps are not to be used with generators.
WARNING: Air inlet to the pump must be located where breathable air can be assured at all times.
WARNING: Breathing Air Pumps should be used only in areas containing sufficient oxygen to support life.
 Do not use where contaminants are Immediately Dangerous to Life and Health (IDLH).
CAUTION: NIOSH approved respirators and corresponding hose lengths must function at pressures generated by breathing air pumps.
 Only class "C" (constant flow) respirators will work properly.
NOTE: Breathing Air Pumps contaminated with toxic or hazardous materials cannot be returned under guarantee.



(Pump sold separately)

LP ALLEGROAIR AIRLINE COOLING SYSTEM

Perfect, low-cost, portable means of cooling breathing air while keeping workers comfortable, and productive. The system is capable of reducing air temperature from 180° F to 50° F. The cooling system is connected to the breathing air pump through a 5' long inlet supply airline. Air flowing through the FDA Grade PVC coil inside the cooler reduces the air temperature by having ice poured on and around the coil. The outlet air is filtered by a 5-micron particulate air filter. An adjustable relief valve allows the user to adjust the air flow. Can be used with up to 3 workers. Comes with durable wheels and a locking telescoping pull handle. Dimensions: 20" w x 21" d x 24" h, 28 lbs. without ice.

Order No. 9820-LP



BREATHING AIR PUMP CO MONITOR

The Breathing Air Pump CO Monitor alerts workers using supplied-air respirators when the level of carbon monoxide has exceeded 10 ppm (5 ppm Canada). The CO monitor can be operated in AC or DC mode and uses a single 9-volt alkaline battery. Housed in a portable, rugged Pelican case with handle and latches for protection and security. Comes with a threaded Tee. Dimensions are 8¼" l x 3½" w x 6¾" h. Weighs 3½ lbs.

Order No. 9900-45



FLOW TEST KIT FOR CONSTANT FLOW SUPPLIED-AIR RESPIRATORS

CFM tester checks the volume of air that gets to the respirator. A flow meter simply quick-connects onto an airline hose to check the respirator system for NIOSH compliant air flows. The kit contains flow meter and a full assortment of quick-connect plugs and adapters to fit all respirator manufacturer's airline hoses. Excellent for use with breathing air pumps.

Order No. 9900-40

NOTE: NIOSH mandates 4 CFM for tight-fitting masks and 6 CFM for hoods.



INLET HOSE EXTENSION KIT

Respirators must be supplied with a source of clean, breathable air at all times as per OSHA 29 CFR 1910.134. In order to achieve this requirement, at times it may be necessary to use an inlet hose extension from the breathing air pump to a clean air environment. This can be achieved by connecting one of our inlet hose extension kits, allowing the inlet air source to be 50 feet away from the pump. Or connect up to 5 total kits together for a total of 250 feet away from the pump. Included in the kit is (1) 1" x 50' heavy-duty hose and various fittings to ensure the hose fits to whatever Allegro breathing air pump you have.

Order No 9700-65

LOW-PRESSURE BREATHING AIR PUMP SYSTEMS



HALF-MASK SYSTEMS

Our complete Half-Mask Systems offer portable, lightweight air sources for one, two, or three workers. They are offered with one, two, or three comfortable half-mask supplied-air respirators, a ¼ hp, ¾ hp, or 1 ½ hp breathing air pump, and one, two, or three 50- or 100-foot breathing air hose(s).



Description	Order No.
1-Worker Half-Mask System w/ 50' Hose	9205-01
1-Worker Half-Mask System w/ 100' Hose	9215-01
2-Worker Half-Mask System w/ 50' Hoses	9205-02
2-Worker Half-Mask System w/ 100' Hoses	9215-02
3-Worker Half-Mask System w/ 50' Hoses	9205-03
3-Worker Half-Mask System w/ 100' Hoses	9215-03

FULL-MASK SYSTEMS

The Full-Mask Systems provide a portable air source for one, two, or three respirator users. They include one, two, or three full-mask supplied-air respirators, a ¼ hp, ¾ hp, or 1 ½ hp breathing air pump, and one, two, or three 50- or 100-foot breathing air hose(s).



Description	Order No.
1-Worker Full-Mask System w/ 50' Hose	9200-01
1-Worker Full-Mask System w/ 100' Hose	9210-01
2-Worker Full-Mask System w/ 50' Hoses	9200-02
2-Worker Full-Mask System w/ 100' Hoses	9210-02
3-Worker Full-Mask System w/ 50' Hoses	9200-03
3-Worker Full-Mask System w/ 100' Hoses	9210-03



YouTube
Video available on the ALLEGRO INDUSTRIES Channel
www.youtube.com/AllegroIndustries

TYVEK® SUPPLIED-AIR HOOD SYSTEMS

In areas such as painting or asbestos abatement where levels of contamination are low, these complete SAR systems offer a portable air source for one, or two workers. They include disposable, lightweight, loose-fitting DuPont Tyvek® hoods, a ¾ hp or 1 ½ hp breathing air pump, and one, or two 50- or 100-foot breathing air hose(s).



Description	Order No.
1-Worker Tyvek® Hood System w/ 50' Hose	9220-01
1-Worker Tyvek® Hood System w/ 100' Hose	9230-01
2-Worker Tyvek® Hood System w/ 50' Hoses	9220-02
2-Worker Tyvek® Hood System w/ 100' Hoses	9230-02



ECONOMY SUPPLIED-AIR SHIELD SYSTEMS

Perfect for use with grinding, chipping, spray painting, and body repair, our comfortable Supplied-Air Shield is offered as a complete system for one, or two workers. They include one, or two shields, a ¾ hp, or 1 ½ hp breathing air pump, and one, or two 50-foot breathing air hose(s). Complies with ANSI Z87.1-2003.



Description	Order No.
1-Worker Economy Shield System w/ 50' Hose	9245-01
2-Worker Economy Shield System w/ 50' Hoses	9245-02

LOW-PRESSURE GRINDING AND WELDING SYSTEMS



EZ AIR FLEX GRINDING AIR SHIELD SYSTEMS

Our EZ Air Flex Grinding Air Shield Supplied-Air Respirator (SAR) provides combined respiratory, eye, and face protection. The grinding shield with a large viewing lens maintains respiratory protection in diverse work environments. The system provides a constant supply of fresh air over the user's face. An APF level of 25 creates an optimal protective pressure inside the respirator headtop keeping away particulates of dust, steel, manganese, stainless steel, chromium, galvanized steel, cadmium, lead, and ozone. Complies with ANSI Z87.1+ for face-shield/eye protection. They include one or two shields, a ¾ hp or 1 ½ hp breathing air pump, and one or two 50-foot breathing air hose(s). CE certified.



Description	Order No.
1-Worker EZ Air Flex Grinding Air Shield System w/ 50' Hose	9250-01
2-Worker EZ Air Flex Grinding Air Shield System w/ 50' Hoses	9250-02



DELUXE SUPPLIED-AIR SHIELD/HELMET SYSTEMS

Our Deluxe Supplied-Air Shield uniquely provides all-in-one head, eye, face, and respiratory protection against hazardous airborne contaminants and flying debris. It delivers a constant and plentiful supply of clean purified air. Our superbly balanced Deluxe Supplied-Air Shield System is offered as a complete system for one, or two workers. They include one or two shields, a ¾ hp or 1 ½ hp breathing air pump, and one or two 50-foot breathing air hose(s). Complies with ANSI Z87.1+.



Description	Order No.
1-Worker Deluxe Shield SAR System w/ 50' Hose	9247-01
2-Worker Deluxe Shield SAR System w/ 50' Hoses	9247-02



DELUXE SUPPLIED-AIR SHIELD AND BLUE WELDING HELMET SYSTEMS

Our Deluxe Supplied-Air Shield and Blue Welding Helmet is performance proven and a cost-effective system used by foundries, aluminum plants, mines, chemical plants, refineries, auto manufacturers, metal working, and fabrication. The Supplied-Air Respirator delivers a constant and powerful supply of breathable air from a clean air source. They include one or two shields/welding helmets, a ¾ hp or 1 ½ hp breathing air pump, and one or two 50-foot breathing air hose(s). ANSI certified "all-in-one" system provides respiratory, head, eye and face protection.



Description	Order No.
1-Worker Deluxe Blue Welding Helmet System w/ 50' Hose	9248-01
2-Worker Deluxe Blue Welding Helmet System w/ 50' Hoses	9248-02



DELUXE SUPPLIED-AIR SHIELD AND BLACK WELDING HELMET SYSTEMS

Our Deluxe Supplied-Air Shield and Black Welding Helmet is performance proven and a cost-effective system used by foundries, aluminum plants, mines, chemical plants, refineries, auto manufacturers, metal working, and fabrication. The Supplied-Air Respirator delivers a constant and powerful supply of breathable from a clean air source. They include one or two shields/welding helmets, a ¾ hp or 1 ½ hp breathing air pump, and one or two 50-foot breathing air hose(s). ANSI certified “all-in-one” system provides respiratory, head, eye and face protection.



Description	Order No.
1-Worker Deluxe Black Welding Helmet System w/ 50' Hose	9249-01
2-Worker Deluxe Black Welding Helmet System w/ 50' Hoses	9249-02

EZ AIR FLEX GRINDING/WELDING AIR SHIELD SYSTEMS

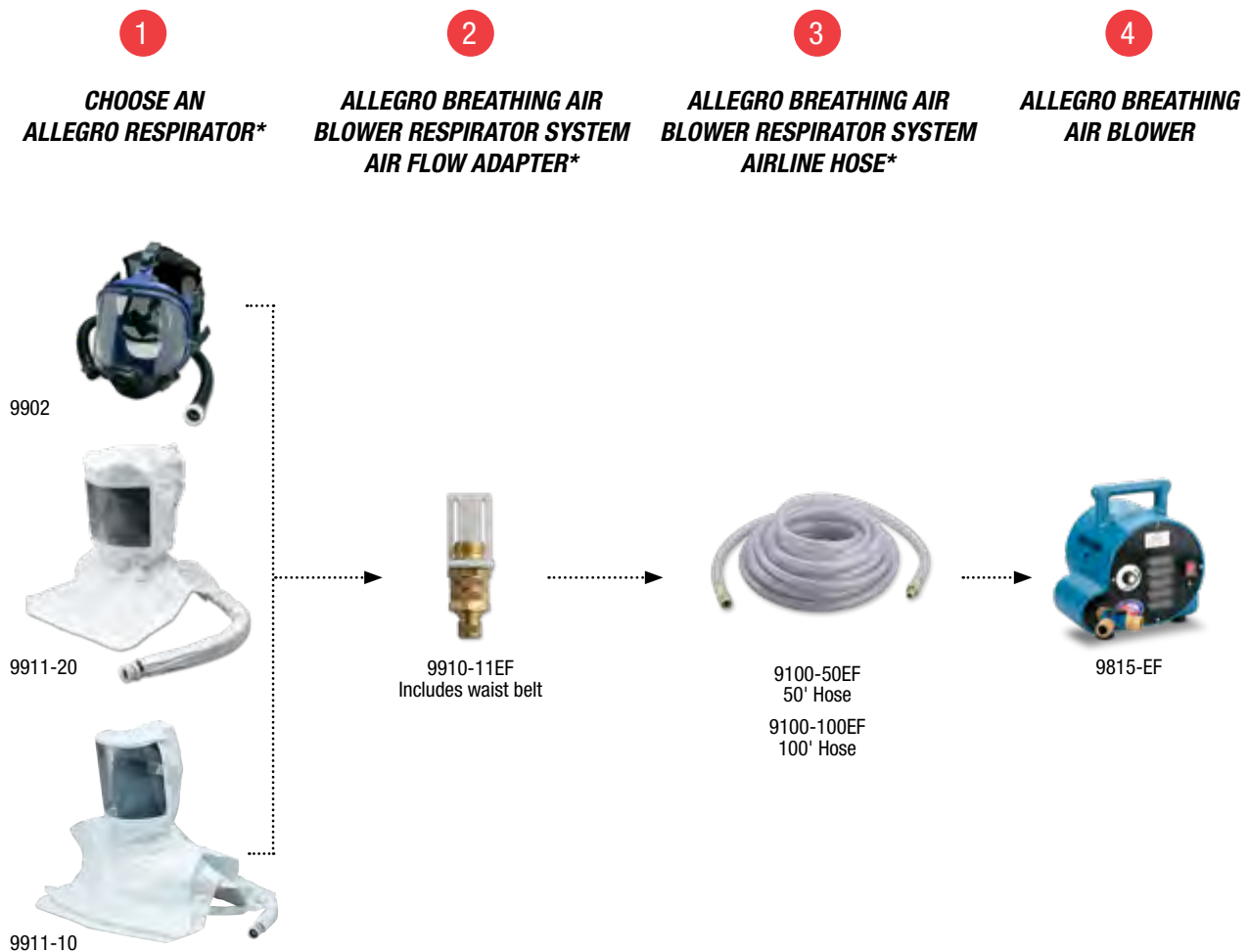
Our EZ Air Flex Grinding/Welding Air Shield Supplied-Air Respirator (SAR) provides combined respiratory, eye, and face protection. The flip-up visor exposes a grind shield below that maintains respiratory protection while grinding or inspecting welds. The system provides a constant supply of fresh air over the user's face. The optimal protective pressure inside the headtop keeps away particulates of dust, steel, manganese, stainless steel, chromium, galvanized steel, cadmium, lead, and ozone. Complies with ANSI Z87.1+ for face-shield/eye protection. They include one or two grinding/welding air shields, a ¾ hp or 1 ½ hp breathing air pump, and one or two 50-foot breathing air hose(s). CE certified.

Description	Order No.
1-Worker EZ Air Flex Grinding/Welding Air Shield System w/ 50' Hose	9251-01
2-Worker EZ Air Flex Grinding/Welding Air Shield System w/ 50' Hoses	9251-02

LOW-PRESSURE BREATHING AIR BLOWER RESPIRATOR SYSTEMS

We are proud to offer our NEW Breathing Air Blower Respirator Systems that provide fresh, safe OSHA-compliant breathing air for the NIOSH APPROVED respirators that are included in our 1- and 2-worker systems. The unit does not heat the breathing air and helps improve worker's safety and comfort while reducing the frequency and duration of breaks. Don't compromise productivity because of hot working environments!

BREATHING AIR BLOWER RESPIRATOR SYSTEM COMPONENTS



*Note: Important to purchase specially designed components for your Allegro Breathing Air Blower Respirator System.

BREATHING AIR BLOWER



YouTube
Video available on the ALLEGRO INDUSTRIES Channel
www.youtube.com/AllegroIndustries



Included in 1-Worker System

BREATHING AIR BLOWER

Our Breathing Air Blower is a portable, lightweight, fresh air supply system which provides safe and comfortable breathing air for industrial users who require an OSHA compliant fresh air supply system while maximizing productivity. While our Breathing Air Blower improves the worker's safety and comfort, it also helps reduce their frequency and duration of breaks on the job. This self-contained, low maintenance unit includes a removable and washable filter and is contained in a rugged roto-molded plastic housing for longer lasting durability.



Description	Order No.
Breathing Air Blower w/ EF Couplers	9815-EF
Breathing Air Blower w/ EF Couplers, 220V AC, 50 Hz	9815-EFE



LOW-PRESSURE RESPIRATOR MASKS AND HOODS



LP adapter w/
waist belt included



LP adapter w/
waist belt included



LP adapter w/
waist belt included



FULL-MASK RESPIRATOR

Made of silicone rubber for better durability and will hold its shape even in extreme heat and cold. The double sealing flange provides an improved face-to-mask seal, and a deep chin pocket provides a better, more comfortable fit. The replaceable polycarbonate lens offers a wider, distortion-free viewing area with an anti-fog, anti-scratch coating. The unique “over the shoulder” hose design clips at the collar and an adjustable belt holds the air hose out of the way of work. **NIOSH approval TC-19C-0531**

SINGLE BIB MAINTENANCE-FREE TYVEK® HOOD

Made of a poly-coated Tyvek® material, this hood is designed and constructed in one-piece with the downtube and head suspension completely integrated. This makes it maintenance-free eliminating the need for decontamination of the breathing tube or replacement parts since the entire assembly is disposed of after use. The Tyvek® material is flexible, splash-resistant and seals in the air flow. The hood features a large lens for increased visibility. **NIOSH approval TC-19C-0532**

DOUBLE-BIB MAINTENANCE-FREE TYVEK® HOOD

Made of a poly-coated Tyvek® material, this hood offers the increased protection of two bibs. The inner bib tucks inside protective garments so air flows down for a cooling effect on the body, and the outer bib secures under the arms with hook-and-loop to keep the hood from rising up. The hood features an extra-large lens for better visibility. It offers the same convenient design with the downtube and suspension built-in, making the complete hood fully disposable. **NIOSH approval TC-19C-0532**



Description	Order No.
Full-Mask Respirator w/ LP Adapter	9902-EF

Description	Order No.
Single Bib Maintenance-Free Tyvek® Hood w/ LP Adapter	9910-EF

Description	Order No.
Double-Bib Maintenance-Free Tyvek® Hood w/ LP Adapter	9912-EF

LOW-PRESSURE BREATHING AIR BLOWER RESPIRATOR SYSTEMS



FULL-MASK BREATHING AIR BLOWER RESPIRATOR SYSTEMS

Our Full-Mask Breathing Air Blower Respirator Systems provide a portable air source for one, or two respirator users. They include one or two NIOSH approved full-mask supplied-air respirator(s), a breathing air blower, flow meter, and one or two 50-foot breathing air hose(s).

Includes NIOSH approved respirator(s).



Description	Order No.
1-Worker Full-Mask Breathing Air Blower Respirator System w/ 50' Hose	9200-01A
1-Worker Full-Mask Breathing Air Blower Respirator System w/ 50' Hose, 220V AC, 50 Hz	9200-01AE
2-Worker Full-Mask Breathing Air Blower Respirator System w/ 50' Hoses	9200-02A
2-Worker Full-Mask Breathing Air Blower Respirator System w/ 50' Hoses, 220V AC, 50 Hz	9200-02AE



SINGLE BIB HOOD BREATHING AIR BLOWER RESPIRATOR SYSTEMS

Our Single Bib Hood Breathing Air Blower Respirator Systems provide a portable air source for one, or two workers. They include one or two NIOSH approved disposable, lightweight Tyvek® hood(s), a breathing air blower, flow meter, and one or two 50-foot breathing air hose(s).

Includes NIOSH approved respirator(s).



Description	Order No.
1-Worker Single Bib Hood Breathing Air Blower Respirator System w/ 50' Hose	9221-01A
1-Worker Single Bib Hood Breathing Air Blower Respirator System w/ 50' Hose, 220V AC, 50 Hz	9221-01AE
2-Worker Single Bib Hood Breathing Air Blower Respirator System w/ 50' Hoses	9221-02A
2-Worker Single Bib Hood Breathing Air Blower Respirator System w/ 50' Hoses, 220V AC, 50 Hz	9221-02AE



DOUBLE-BIB HOOD BREATHING AIR BLOWER RESPIRATOR SYSTEMS

Our Double-Bib Hood Breathing Air Blower Respirator Systems provide a portable air source for one, or two workers. They include one or two NIOSH approved disposable, lightweight Tyvek® hood(s), a breathing air blower, flow meter, and one or two 50-foot breathing air hose(s).

Includes NIOSH approved respirator(s).

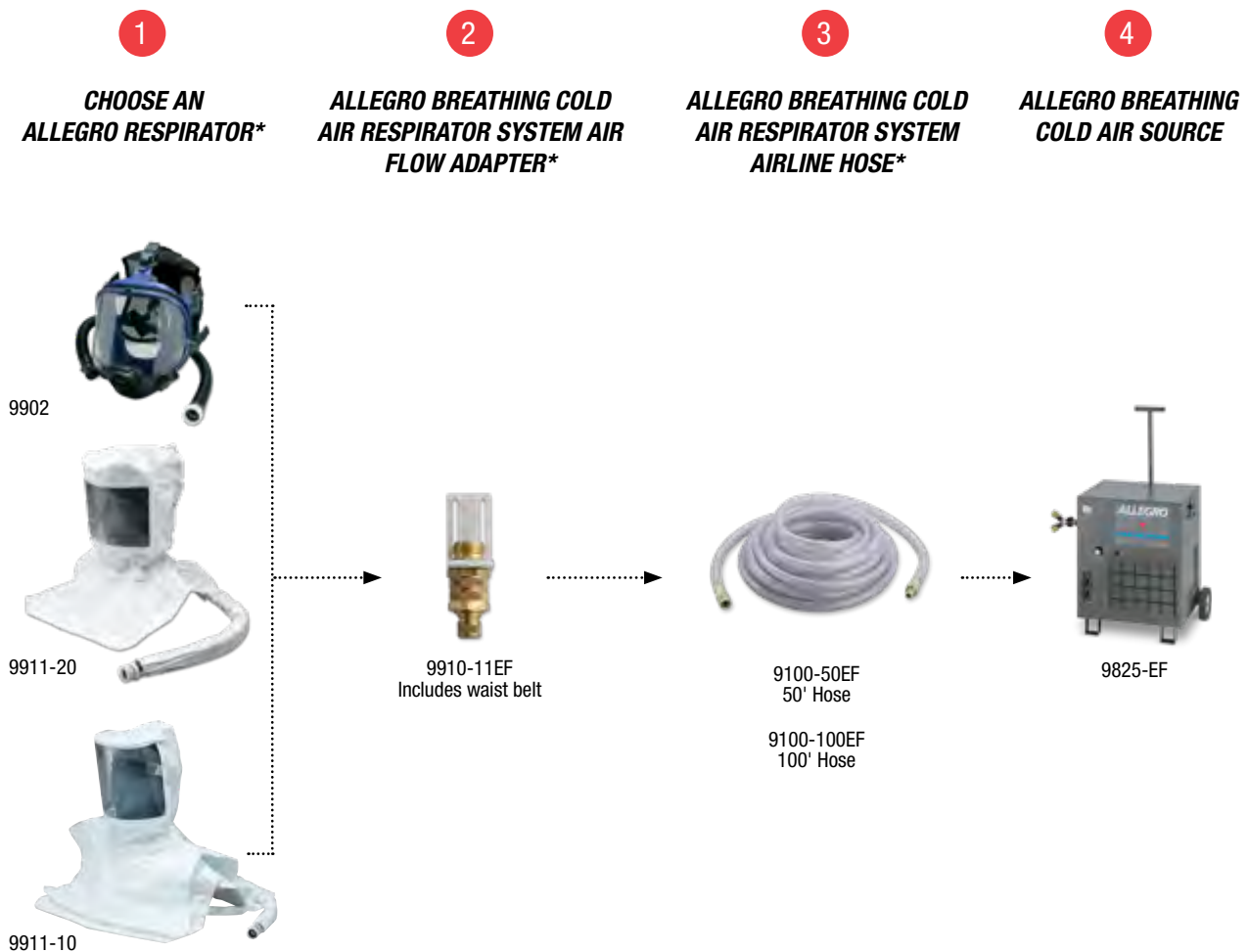


Description	Order No.
1-Worker Double-Bib Hood Breathing Air Blower Respirator System w/ 50' Hose	9222-01A
1-Worker Double-Bib Hood Breathing Air Blower Respirator System w/ 50' Hose, 220V AC, 50 Hz	9222-01AE
2-Worker Double-Bib Hood Breathing Air Blower Respirator System w/ 50' Hoses	9222-02A
2-Worker Double-Bib Hood Breathing Air Blower Respirator System w/ 50' Hoses, 220V AC, 50 Hz	9222-02AE

LOW-PRESSURE BREATHING COLD AIR RESPIRATOR SYSTEMS

Don't compromise productivity because of hot working conditions. Allegro is proud to offer our NEW Breathing Cold Air Respirator Source that provides fresh, refrigerated air that offers comfortable, and safe OSHA-compliant cooled breathing air for the NIOSH APPROVED respirators that are included in our 1- and 2-worker systems. This cooled air helps improve worker's safety and comfort while reducing their frequency and duration of breaks in hot working environments.

BREATHING COLD AIR RESPIRATOR SYSTEM COMPONENTS



*Note: Important to purchase specially designed components for your Allegro Breathing Cold Air Respirator System.

BREATHING COLD AIR SOURCE



BREATHING COLD AIR SOURCE

Our Breathing Cold Air Source is a fresh, refrigerated air supply system which provides comfortable, and safe cooled breathing air for industrial users who require an OSHA-compliant fresh air supply system, with the advantages of air-conditioned air. It can maximize productivity and minimize the possibility of heat stroke, heat exhaustion, dehydration, nausea, and cramps for your workers. While our Breathing Cold Air Source improves the worker's safety and comfort, it also helps reduce their frequency and duration of breaks on the job. This sealed, low maintenance unit includes a removable, washable filter and is powder-coated for a longer lasting durability. The NIOSH approved respirators included in our 1- and 2-worker low-pressure systems feature an air flow valve for increased user comfort. Specs: 120V AC, 60 Hz, 10.5A. Measurements (H x D x W): 23.5" x 15" x 19.5". Weight: 76 lbs. Warning: Air inlet must be placed in clean, Grade "D" breathable air (as specified by OSHA 29 CFR 1910).



Description	Order No.
Breathing Cold Air Source w/ EF Couplers	9825-EF



Video available on the ALLEGRO INDUSTRIES Channel
www.youtube.com/AllegroIndustries



LOW-PRESSURE RESPIRATOR MASKS AND HOODS



LP adapter w/
waist belt included



LP adapter w/
waist belt included



LP adapter w/
waist belt included



FULL-MASK RESPIRATOR

Made of silicone rubber for better durability and will hold its shape even in extreme heat and cold. The double sealing flange provides an improved face-to-mask seal, and a deep chin pocket provides a better, more comfortable fit. The replaceable polycarbonate lens offers a wider, distortion-free viewing area with an anti-fog, anti-scratch coating. The unique “over the shoulder” hose design clips at the collar and an adjustable belt holds the air hose out of the way of work. **NIOSH approval TC-19C-0531**



Description	Order No.
Full-Mask Respirator w/ LP Adapter	9902-EF

SINGLE BIB MAINTENANCE-FREE TYVEK® HOOD

Made of a poly-coated Tyvek® material, this hood is designed and constructed in one-piece with the downtube and head suspension completely integrated. This makes it maintenance-free eliminating the need for decontamination of the breathing tube or replacement parts since the entire assembly is disposed of after use. The Tyvek® material is flexible, splash-resistant and seals in the air flow. The hood features a large lens for increased visibility. **NIOSH approval TC-19C-0532**



Description	Order No.
Single Bib Maintenance-Free Tyvek® Hood w/ LP Adapter	9910-EF

DOUBLE-BIB MAINTENANCE-FREE TYVEK® HOOD

Made of a poly-coated Tyvek® material, this hood offers the increased protection of two bibs. The inner bib tucks inside protective garments so air flows down for a cooling effect on the body, and the outer bib secures under the arms with hook-and-loop to keep the hood from riding up. The hood features an extra-large lens for better visibility. It offers the same convenient design with the downtube and suspension built-in, making the complete hood fully disposable. **NIOSH approval TC-19C-0532**



Description	Order No.
Double-Bib Maintenance-Free Tyvek® Hood w/ LP Adapter	9912-EF

LOW-PRESSURE BREATHING COLD AIR RESPIRATOR SYSTEMS



FULL-MASK BREATHING COLD AIR RESPIRATOR SYSTEMS

Our Full-Mask Breathing Cold Air Respirator Systems provide a portable cold air source for one, or two respirator users. They include one or two NIOSH approved full-mask supplied-air respirator(s), a breathing cold air source, and one or two 100-foot breathing air hose(s).

Includes NIOSH approved respirator(s).



Description	Order No.
1-Worker Full-Mask Breathing Cold Air Respirator System w/ 100' Hose	9200-01CA
2-Worker Full-Mask Breathing Cold Air Respirator System w/ 100' Hoses	9200-02CA

SINGLE BIB HOOD BREATHING COLD AIR RESPIRATOR SYSTEMS

Our Single Bib Hood Breathing Cold Air Respirator Systems provide a portable cold air source for one, or two workers. They include one or two NIOSH approved disposable, lightweight Tyvek® hood(s), a breathing cold air source, and one or two 100-foot breathing air hose(s).

Includes NIOSH approved respirator(s).



Description	Order No.
1-Worker Single Bib Hood Breathing Cold Air Respirator System w/ 100' Hose	9221-01CA
2-Worker Single Bib Hood Breathing Cold Air Respirator System w/ 100' Hoses	9221-02CA



DOUBLE-BIB HOOD BREATHING COLD AIR RESPIRATOR SYSTEMS

Our Double-Bib Hood Breathing Cold Air Respirator Systems provide a portable cold air source for one, or two workers. They include one or two NIOSH approved disposable, lightweight Tyvek® hood(s), a breathing cold air source, and one or two 100-foot breathing air hose(s).

Includes NIOSH approved respirator(s).



Description	Order No.
1-Worker Double-Bib Hood Breathing Cold Air Respirator System w/ 100' Hose	9222-01CA
2-Worker Double-Bib Hood Breathing Cold Air Respirator System w/ 100' Hoses	9222-02CA

HIGH-PRESSURE BREATHING AIR FILTRATION PANELS AND ACCESSORIES



9872-40



Video available on the ALLEGRO INDUSTRIES Channel
www.youtube.com/AllegroIndustries

CARRY-AIR™ AND WALL-AIR™ FILTRATION PANELS



Allegro's Air Filtration Panels convert shop air used for pneumatic tools and equipment to clean, breathable, Grade D air. They provide 1 to 8+ airline respirators a portable source of up to 15, 30, 60, or 100 CFM of breathable air from 5-125 psig. All models meet NIOSH requirements for point-of-attachment

- An optional Carbon Monoxide (CO) Monitor add-on to meet OSHA requirements (Optional in Wall-Air™ and Carry-Air™ models, Standard in Multi-regulator models)
- Can be operated in AC or DC modes
- 90 dB Audible alarm activates when CO exceeds 10 ppm (5 ppm in Canada)
- External-powered LED lit visual signal
- The 3-stage filtration system purifies compressed air by removing water, oil and particulate contaminants
 - 1st stage: 5-micron particulate filter element and automatic mechanical drain
 - 2nd stage: 0.010-micron coalescing filter element and manual drain
 - 3rd stage: 0.003 ppm activated carbon filter element and manual drain
- Filter replacement indicators (5 and 8 worker panels only)
- Pressure regulator includes a pressure gauge and adjustment knob with locking ring
- Pressure relief valve protects the CO monitor and respirators in the event of regulator failure
- Remote strobe alarm available (optional)
- All brass plumbing with quick-disconnect Hansen couplers (All filtration panel specifications are listed in the charts at the bottom of page 528)

CARRY-AIR™

- Housed in a rugged Pelican case with carrying handle and latches for protection and security
- Portable or mountable
- 16-gauge, black powder-coated steel stand for support
- Includes external connections for use w/ remote alarms (Order numbers available on page 528)

WALL-AIR™

- Allows for larger units providing more CFM to be used
- 12-gauge black powder-coated steel mounting bracket
- Easily accessible filters for quick replacement (Order numbers available on page 528)



CARRY-AIR™ AND WALL-AIR™ INLINE FILTRATION PANELS



Our single outlet and single inlet inline filtration panels provide airline respirators a portable source of clean, breathable, Grade D air while ideally designed for filtering air anywhere within the airline system downstream from outlets. All models meet NIOSH requirements of point-of-attachment.

- An optional CO Monitor add-on to meet OSHA requirements
 - Can be operated in AC or DC modes
 - 90 dB Audible alarm activates when CO exceeds 10 ppm (5 ppm in Canada)
 - External-powered LED lit visual signal
 - Includes external connections
 - The 3-stage filtration system purifies compressed air by removing water, oil and particulate contaminants
 - 1st stage: 5-micron particulate filter element and automatic mechanical drain
 - 2nd stage: 0.010-micron coalescing filter element and manual drain
 - 3rd stage: 0.003 ppm activated carbon filter element and manual drain
 - Pressure regulator includes a pressure gauge and adjustment knob with locking ring
 - Pressure relief valve protects the CO monitor and respirators in the event of regulator failure
 - Remote strobe alarm available (optional)
 - All brass plumbing with quick-disconnect Hansen couplers
- (All filtration panel specifications are listed in the charts at the bottom of page 528)



9878-150

CARRY-AIR™ INLINE FILTRATION PANELS

- Provides up to 8+ airline respirators a portable source of up to 100 CFM of breathable air from 5-125 psig.
- Housed in a portable, rugged Pelican case with carrying handle and latches for protection and security
- 16-gauge, black powder-coated steel stand for support included
- Inlet side: 3/4" Hansen plug, made of Zinc plated case-hardened steel
- Outlet side: 1/2" NPT male nipple, made of Brass

Description	Order No.
Carry-Air™ Inline Filtration Panel	9878-100

WALL-AIR™ INLINE FILTRATION PANELS

- Provides up to 12 airline respirators a portable source of up to 150 CFM of breathable air from 5-125 psig.
- 12-gauge black powder-coated steel wall-mounting bracket included (to keep work area clean)
- Inlet side: 1" NPT male nipple, made of Brass
- Outlet side: 3/4" NPT male nipple, made of Brass

Description	Order No.
Wall-Air™ Inline Filtration Panel w/ CO Monitor	9878-150
Wall-Air™ Inline Filtration Panel w/o CO Monitor	9878-151

HIGH-PRESSURE BREATHING AIR FILTRATION PANELS AND ACCESSORIES



MULTI-REGULATOR AIR FILTRATION PANELS

- Each regulator can be individually adjusted at different pressure settings for different types of respirators and can also be used for supplying separate outlets for air tools
- CO monitor is integrated to meet OSHA requirements for continuous monitoring of CO levels
- Housed in a portable, rugged Pelican case with carrying handle and latches for protection and security
- Acrylic window to monitor pressure gauges
- 16-gauge, black powder-coated steel stand for support

Description	Order No.
4-Worker Multi-Regulator Air Filtration Panel	9874-MR
6-Worker Multi-Regulator Air Filtration Panel	9876-MR

BREATHING AIR FILTRATION PANEL SPECS

Breathing Air Filtration Panels		Order No.	Max. Flow	Max. Inlet	Dimensions (W x H x D)	Weight (LBS.)
Carry-Air™	1-Worker	9873	15 CFM	150 psig.	16" x 13" x 7"	11
	2-Worker	9872 Series	30 CFM	150 psig.	18" x 12" x 6"	14
	5-Worker	9875 Series	60 CFM	150 psig.	21" x 14½" x 6¾"	19
	8-Worker	9878 Series	100 CFM	150 psig.	23" x 16½" x 7½"	25
Carry-Air™ Multi-Regulator	4-Worker*	9874-MR	60 CFM	125 psig.	21" x 14½" x 6¾"	21
	6-Worker*	9876-MR	100 CFM	150 psig.	23" x 16½" x 7½"	27
Carry-Air™ 100 CFM Panel	1-8 Worker	9878-100	100 CFM	150 psig.	23" x 16½" x 7½"	21
Wall-Air™	1-Worker	9873-40	15 CFM	150 psig.	21¼" x 8¼" x 7¾"	11
	2-Worker	9872-40 Series	30 CFM	150 psig.	21¼" x 8¼" x 7¾"	11
	5-Worker	9875-40 Series	60 CFM	150 psig.	22" x 8½" x 7½"	15
	8-Worker	9878-40 Series	100 CFM	150 psig.	25" x 14" x 7"	21
Wall-Air™ 150 CFM Panel w/ CO	1-12 Worker	9878-150	150 CFM	150 psig.	22" x 19" x 10"	27
Wall-Air™ 151 CFM Panel w/o CO	1-12 Worker	9878-151	150 CFM	150 psig.	22" x 19" x 10"	2

Note: All above air sources come standard with Foster/Hansen couplers. Other couplers are available on request.

BREATHING AIR FILTRATION PANEL ORDER NUMBERS

	1-Worker	2-Worker	5-Worker	8+ -Worker
Carry-Air™ w/ CO Monitor	9873	9872	9875	9878
Wall-Air™ w/ CO Monitor	9873-40	9872-40	9875-40	9878-40
Carry-Air™ w/o CO Monitor		9872-W/O	9875-W/O	9878-W/O
Wall-Air™ w/o CO Monitor		9872-40W/O	9875-40W/O	9878-40W/O
Carry-Air™ Inline Panel (1-8 Worker)	9878-100	9878-100	9878-100	9878-100
Wall-Air™ Inline Panel (1-12 Worker) w/ CO Monitor	9878-150	9878-150	9878-150	9878-150
Wall-Air™ Inline Panel (1-12 Worker) w/o CO Monitor	9878-151	9878-151	9878-151	9878-151



Video available on the ALLEGRO INDUSTRIES Channel
www.youtube.com/AllegroIndustries

CO MONITOR CALIBRATION TEST KIT

The CO Monitor Calibration Kit is essential for the proper operation of our CO Monitor. It's a two point calibration for accurate monitoring of filtered air by the Oil-Less Compressor, Carry-Air™, and Wall-Air™ Filtration Panels.

- Kit includes: 17-liter cylinder each of Span Gas and Zero Gas, a constant flow-pressure regulator with gauge and tubing housed in a durable plastic case with integrated carrying handle
- No tools or adjustments needed
- CO Monitor should be calibrated once every two weeks with normal usage



Description	Order No.
CO Monitor Calibration Test Kit	9872-60
Calibration Span Gas	9872-61
Calibration Zero Gas	9872-62



REMOTE CO MONITOR

When attached to any air source or filter panel, the Remote CO Monitor alerts workers using Supplied-Air Respirators when the level of carbon monoxide has exceeded 10 ppm (5 ppm Canada). An optional CO monitor is available for continuous monitoring of CO levels.

- Housed in a portable, rugged Pelican case with carrying handle and latches for protection and security
- Can be operated in AC or DC mode
- Uses a single 9-volt alkaline battery
- Maximum regulator inlet pressure is 150 psi
- Coupling pigtail and kit included for fast and easy adaptation to an existing air filtration system
- All brass plumbing with quick-disconnect 1/4" Hansen plug

Order No. 9871-02



SOURCE PRE-FILTERS

Where Inlet air quality is especially low, this particulate assembly helps extend the life of the filter panel's disposable filters by removing liquids and contaminants down to 5 microns.

- Offered in free-standing or wall-mounted configurations
- Black powder-coated steel
- The Source Pre-Filter (9350-03) includes a spring-loaded relief valve made from brass and is equipped with an adjustable regulator and pressure gauge to meet the NIOSH requirement for point-of-attachment.



Description	Order No.
Source Pre-filter	9350-03
Deluxe Source Pre-filter	9350-04

4-WORKER AIRLINE FILTER

This airline filter is designed to remove oil, mist, water vapor and particulates down to 0.5 microns from breathing grade compressed air. The filter is placed in-line between the breathing air source and the respirator airline hose. Air enters the filter through the inlet port and once the air has been filtered; moisture is removed and drained through a drain valve located at the bottom of the airline filter.

- Comes with a four-worker manifold for multiple respirator users
- Made of impact and corrosion-resistant steel, it is ideally suited for rugged environments
- "Pot" type filter utilizes a large capacity quality filter cartridge to provide longer life
- Can be wall or floor mounted
- Meets OSHA regulation 1910-94 (6) (i) and 1910-94 (6) (ii). 75 CFM

Order No. 9874-W/O



When application requires CO monitoring the Allegro Remote CO monitor can be attached to the manifold. (Remote CO Monitor and Airline Filter Sold Separately).



REPLACEMENT FILTER CARTRIDGES

Quality Filter Cartridges provide better and longer life filtration. Universal design allows filter cartridge to fit into many filter brands on the market.

Order No. 3100-02





REMOTE CO ALARM WITH STROBE

Designed and built to be an additional means of warning users of an Allegro Filtration Panel when the carbon monoxide level has exceeded 10 PPM (5 PPM in Canada).

- Housed in a portable, rugged Pelican case with carrying handle and latches for protection and security
- Can also be wall-mounted
- Connects to the filtration panel with the included 50' cable allowing user to keep the alarm closer to working areas
- Includes both a loud 90 decibel, UL approved, audio alarm and highly visible red strobe light with a yellow powder-coated cage to protect light
- Can be attached to any of our Air Filtration Panels (*Sold separately*)

Order No. 9871-01

ECONOMY REMOTE CO ALARM WITH STROBE

The Economy CO Alarm has the same features as the Remote CO Alarm (PN 9871-01) with a smaller profile.

- Housed in a Pelican carry case with 25' of cable
- Yellow powder-coated cage (*optional*)



Description	Order No.
Economy Remote CO Alarm w/ Strobe	9871-01EC
50' Extension Cord	9871-50E



POINT-OF-ATTACHMENT AIR CONTROL SYSTEM

This Point-of-Attachment Air control system connects to any breathing air source. It's designed to meet the NIOSH requirement for point-of-attachment for a SAR breathing system.

- Housed in a portable, rugged Pelican case with carrying handle and latches for protection and security
- Can also be wall-mounted
- Includes an adjustable pressure regulator, pressure gauge and a brass spring-loaded pressure relief valve
- Maximum regulator inlet pressure is 150 psi
- Maximum over pressure: 300 psi
- Meets NIOSH requirements for point of attachment

Order No. 9871-03

ECONOMY P.O.A.

The Economy P.O.A. has the same features as our Point-of-Attachment Air Control System without a Pelican carry case.

Order No. 9871-03EC



Panel sold separately

HP ALLEGROAIR AIRLINE COOLING SYSTEM

Designed for greater user comfort and increased worker productivity, the AllegroAir Airline Cooling System is a low-cost and portable means of cooling breathing air produced by high-pressure breathing source such as a filtration panel or compressor not to exceed 150 psi.

- Reduces air temperature from 180° F to as low as 50° F
- Durable wheels and locking telescope pull handle
- 5' long inlet supply hose
- Heavy-duty Hansen inlet coupler
- Uses FDA Grade, 3-A sanitary standard, PVC tubing for temperature cooling coil
- Pressure regulator includes a pressure gauge and adjustable knob with locking ring
- Inline 5-micon particulate filter with manual drain
- Single outlet coupler can adapt quickly to accept 3-worker manifold
- Use with filtration panels, cascade system or compressor
- Cooling system will provide cool air for hours
- Dimensions: 21"l x 20"w x 24"h, 28 lbs. (without ice)

Order No. 9820-HP



HIGH-PRESSURE BREATHING AIR FILTRATION PANELS AND ACCESSORIES



BREATHING AIR FILTRATION PANEL CARTS

Our Breathing Air Filtration Panel Carts filter impurities and hydrocarbons from an air compressor to convert to breathable air. All components are housed in a portable and rugged Pelican case mounted on a powder-coated steel cart w/ telescopic handle for ease of storage and shipping. To meet OSHA requirements an optional CO monitor is available for continuous monitoring of carbon monoxide levels.

- 9874-EFC Panel provides up to 60 CFM (101.94 m³/hr) of air within a 5-125 PSI (0.34-8.62 bar) range.
- 9878-EFC Panel provides up to 100 CFM (169.9 m³/hr) of air within a 5-125 PSI (0.34-8.62 bar) range.



Description	Order No.
4-Worker Breathing Air Filtration Panel Cart	9874-EFC
8-Worker Breathing Air Filtration Panel Cart	9878-EFC

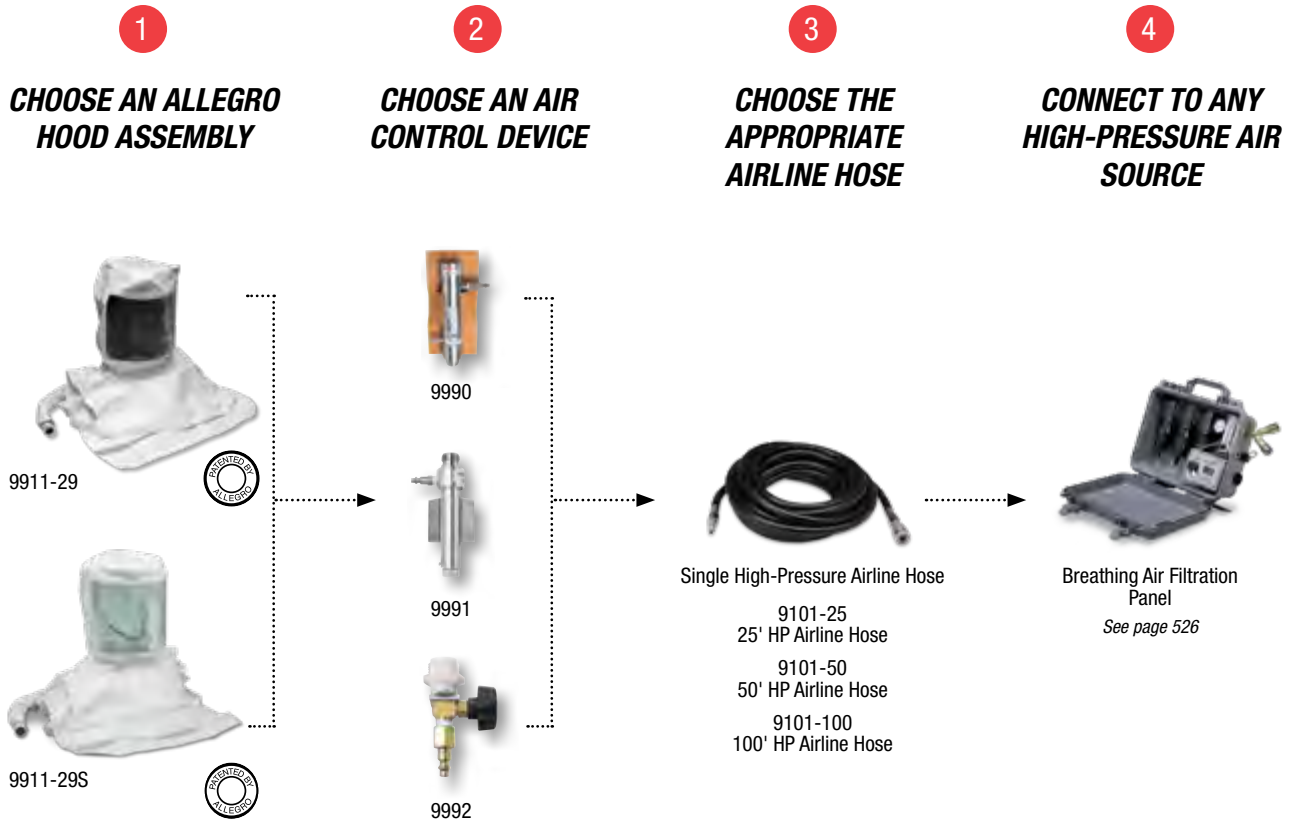
 YouTube

Video available on the ALLEGRO INDUSTRIES Channel
www.youtube.com/AllegroIndustries



SAR PHARMACEUTICAL HOOD SYSTEMS

PHARMACEUTICAL HOODS SYSTEM COMPONENTS



ALLEGRO HOODS EXCEL IN THIRD PARTY TEST AT U.S. ARMY'S EDGEWOOD CHEMICAL BIOLOGICAL CENTER



Allegro Industries contracted the US Army's ECBC (Edgewood Chemical Biological Center) to perform a third-party test using a protocol similar to the one used on a limited number of styles in the 1996 study. The protocol had to be slightly modified to adapt to the procedures used by the ECBC. The goal of this test was to certify and record actual simulated workplace protection factors (SWPF) of the Allegro Hoods and to compare the results of these tests to those hoods tested in the 1996 ORC Study. The test results show that the Allegro hoods do perform at least equal to those that now have an OSHA variance of APF (Assigned Protection Factor) 1000 as a result of the ORC Study.

Allegro's objective for the Protection Factor test was to determine the efficiency of the Allegro Supplied-Air Hood (SAH) in protecting the wearer from aerosolized chemical and airborne biological particles. The tests conducted at ECBC incorporated the use of fifteen (15) civilian test subjects. Each test subject was submitted to twelve two-minute-long exercises. The exercises used were derived from the 1996 ORC Study and were chosen because of their similarity to everyday tasks performed in the pharmaceutical manufacturing environment. All subjects were tested twice in each hood configuration in the aerosolized ECBC Test Chamber.

The sophisticated equipment ECBC used to record the results during the test offered 1200 data points for each exercise. The state-of-the-art facility is capable of detecting fit factors up to 100,000. An analysis of the test results indicates that, at the 5th percentile, Allegro's hoods tested to a fit factor of the maximum of 100,000.

SAR PHARMACEUTICAL HOODS

The Allegro Pharmaceutical Maintenance-Free Tyvek® Hood and the Pharmaceutical Maintenance-Free Saran™ Hood are NIOSH approved and the unique design is patented.

These hoods are engineered for ultimate protection, job performance, and maintenance-free, one-time use. The Allegro high-pressure hoods are specifically designed to seal in air flow and seal out harmful chemical and airborne particulates.

Both the Tyvek® and the Saran™ hoods have a patented breathing tube integrated directly into the hood. The tube is splash-resistant and entirely disposable. Although made flexible for on-the-job performance, the multi-layer foam tubing material prevents downtubes from being crushed or twisted, with the tube's foam layers providing a sound-dampening system both unique and made in accordance with stringent NIOSH requirements.

These hoods are engineered without head harness for freedom of movement and comfort. Hook-and-loop underarm straps keep the hood from riding up. Each hood has a 8" x 14" viewing window which offers an extensive field of vision and aptly accommodates workers with beards or goggles. The hoods can be used with an adjustable HP Flow Control Valve Allegro HP Personal Air Cooler or an Allegro HP Air Temperature Controller.



DOUBLE-BIB PHARMACEUTICAL MAINTENANCE-FREE TYVEK® HOOD

Constructed from polycoated Tyvek®, this double-bib hood offers greater protection for workers. Inner bib tucks into garments, allowing air to flow down across the body for a cooling effect. **NIOSH approval TC-19C-0357**

Order No. 9911-29



DOUBLE-BIB PHARMACEUTICAL MAINTENANCE-FREE SARAN™ HOOD

Constructed from Saran™-coated Tyvek®, this double-bib hood features heat-taped seams to form a liquid- and gas-tight seal. Impermeable to air and moisture, the Saran™ Hood protects workers effectively against a broad range of chemicals and other hazardous materials. **NIOSH approval TC-19C-0357**

Order No. 9911-29S



RESPIRATOR FIT TESTING



Video available on the ALLEGRO INDUSTRIES Channel
www.youtube.com/AllegroIndustries

BITTER (DENATONIUM BENZOATE) AND SWEET (SACCHARIN) FIT TEST KITS

The Bitter Fit Test Kit offers qualitative OSHA-compliant fit testing for disposable and reusable dust and mist respirators. Denatonium Benzoate creates an unmistakable bitter taste that indicates breakthrough in the respirator fit. Disposable glass ampules make pouring solution into nebulizer easier and reduces the chance of contamination.



Description	Order No.
Bitter (Denatonium Benzoate) Test Kit	2041
Sensitivity solution only, 6/box	2041-11K
Test solution only, 6/box	2041-12K



Video available on the ALLEGRO INDUSTRIES Channel
www.youtube.com/AllegroIndustries

When the sweet taste of saccharin is detected, the respirator has failed its fit test. The Sweet Fit Test Kit offers OSHA-compliant testing of disposable and reusable dust and mist respirators. Includes: a polycoated hood, sensitivity and fit test solutions, two nebulizers with labels, 2 sets of atomizers, wire cleaner, fit test documentation and instructions. Replacement solutions are in ampules.



Description	Order No.
Sweet (Saccharin) Test Kit	2040
Sensitivity solution only, 6/box	2040-11K
Test solution only, 6/box	2040-12K

DELUXE BANANA OIL KIT

Isoamyl Acetate (banana oil) offers the oldest method of testing respirator fit. Its strong, readily identifiable odor will be recognized if respirators don't obtain a proper fit. The kit contains all the equipment necessary to perform a proper fit test, including a fit test tent, jars, 1- 8 oz. jar kit, paper towels, disposable bags, and other necessary components, all housed in a convenient storage and carry case.

Order No. 0202



STANDARD BANANA OIL KIT

Designed for quick fit testing, the Standard Kit contains two 1 oz. bottles of test agents, vinyl test enclosure, measuring pipette, and paper towels in a handy carry bag.

Order No 0203



BANANA OIL KIT REPLACEMENT SOLUTION

Description	Order No.
1 oz. Solution	0203-01



Video available on the ALLEGRO INDUSTRIES Channel
www.youtube.com/AllegroIndustries



Video available on the ALLEGRO INDUSTRIES Channel
www.youtube.com/AllegroIndustries



STANDARD SMOKE TEST KIT

For qualitative fit testing of air-purifying respirators, this Smoke Test Kit offers everything needed for meeting OSHA's protocol for fit testing with smoke. Includes irritant smoke tubes, aspirator assembly, and record form in a protective carry pouch.



Description	Order No.
Kit	2050
Replacement Tubes, 6/box	2050-01

DELUXE PUMP SMOKE TEST KIT

The Deluxe Pump Smoke Test Kit includes a smoke fit tube pump with batteries which generates the required 200 ml per minute of smoke, six smoke tubes with caps, and instructions. Meets OSHA 29 CFR 1910.134 requirements.



Description	Order No.
Kit	2055
Replacement Tubes, 6/box	2050-01

RESPIRATOR FIT CHECK AMPULES

Provides a fast, safe, and easy method to perform qualitative respirator fit checks. When activated, the ampules give off a non-irritating odor of banana oil (Isoamyl Acetate). If banana odor is detected by the wearer, the respirator must be adjusted or replaced.



Description	Order No.
10/box	0201



RESPIRATOR ACCESSORIES



Video available on the ALLEGRO INDUSTRIES Channel
www.youtube.com/AllegroIndustries

SPRAY SOCKS

Provides comfortable protection against overspray and other particulates. Spray Sock fits over the head and can be worn with goggles, half-mask or full-mask respirators. The stretch knit material is breathable and cool to wear. One size fits all.

Description	Order No.
144/case	1410
12/pkg	1410-12
Flame-retardant Spray Sock	1410-12 FR



SPRAY SOCK DISPENSER BOX

Our comfortable Spray Socks (PN 1410) are available individually packaged in a handy dispenser box.

Description	Order No.
12/box	1410-01



RESPIRATOR CLEANING SWABS

Easy-to-use and good for cleaning full and half-mask respirators as well as removing residues. Contains non-sterile, one-sided swabs with low lint cotton tip and wood shaft.

Description	Order No.
100/bag, 10 bags/box	0205



ARM SOCK

Protect arms from paint overspray, dust, and other particulates. 16" long and made of 100% cotton. Provides for a comfortable fit from wrist to shoulder.



Description	Order No.
144/case	1440
12/pkg	1440-12

RESPIRATOR CLEANING



1001

3001



Video available on the ALLEGRO INDUSTRIES Channel
www.youtube.com/AllegroIndustries

RESPIRATOR CLEANING PADS

These large 5" x 8" individually foil-packaged towelettes containing 70% Isopropyl Alcohol are designed specifically for rubber respirator facepieces. The box is designed as a wall-mounted dispenser but can be wall-mounted using the box holder (PN 1001-02) instead.

Order No. 1001

ALCOHOL-FREE CLEANING PADS

These large 5" x 8" individually foil-packaged towelettes containing Benzalkonium Chloride are designed specifically for rubber respirator facepieces and other personal safety equipment where the manufacturer recommends using a non-alcohol cleaning wipe. Will not harm even the most sensitive rubber respirator facepieces. The box is designed as a wall-mounted dispenser but can be wall-mounted using the box holder (PN 1001-02) instead.

Order No. 3001



CLEANING PAD BOX HOLDER

Mounts onto wall surfaces for easy use.

Order No. 1001-02



Video available on the ALLEGRO INDUSTRIES Channel
www.youtube.com/AllegroIndustries

THE BIG ONES

Available with the same cleaning ingredients as our Cleaning Pads, these extra-large 8" x 11" towelettes are perfect for big cleaning jobs such as full face and supplied-air respirators.



Description	Order No.
Alcohol, 50/box	1001-05
Alcohol-Free, 50/box	3001-05



Video available on the ALLEGRO INDUSTRIES Channel
www.youtube.com/AllegroIndustries

WIPE DOWNS FOR EQUIPMENT

Easy-to-use 6" x 7½" wipes for respirator and other personal safety equipment clean-up. These Benzalkonium Chloride and alcohol wipes reduce the hazard of contamination.



Description	Order No.
220/canister	5001

POP-UP WIPES CANISTER HOLDER

Impact resistant ABS holder mounts on the wall to store wipe canisters for quick and easy access.

Description	Order No.
Wall Mount	5001-01





RESPIRATOR CLEANING WIPES POCKET PAK DISPENSER BOX

These large 5" x 8" wipes containing 50% Isopropyl Alcohol are designed specifically for rubber respirator facepieces. Packaged 20 wipes per Pocket Pak and 20 Pocket Paks per Dispenser Box.

Description	Order No.
Alcohol, 20 wipes/pak, 20 paks/box	1001-20PPD



RESPIRATOR CLEANING WIPES POCKET PAK

These large 5" x 8" wipes containing 50% Isopropyl Alcohol are designed specifically for rubber respirator facepieces. Packaged 20 wipes per Pocket Pak.

Description	Order No.
Alcohol, 20 wipes/pak	1001-20PP



RESPIRATOR CLEANING WIPES POP-UP PAK

These large 5" x 8" wipes containing 50% Isopropyl Alcohol are designed specifically for rubber respirator facepieces. Packaged 200 wipes per Pop-Up Pak.

Description	Order No.
Alcohol, 200 wipes/pak	1001-200PU



ALCOHOL-FREE SAFETY EQUIPMENT CLEANING WIPES POCKET PAK DISPENSER BOX

These large 5" x 8" wipes containing Benzalkonium Chloride are designed specifically for rubber respirator facepieces and other personal safety equipment where the manufacturer recommends using a non-alcohol cleaning wipe. Will not harm even the most sensitive rubber respirator facepieces. Packaged 20 wipes per Pocket Pak and 20 Pocket Paks per Dispenser Box.

Description	Order No.
Alcohol-Free, 20 wipes/pak, 20 paks/box	3001-20PPD



ALCOHOL-FREE SAFETY EQUIPMENT CLEANING WIPES POCKET PAK

These large 5" x 8" wipes containing Benzalkonium Chloride are designed specifically for rubber respirator facepieces and other personal safety equipment where the manufacturer recommends using a non-alcohol cleaning wipe. Will not harm even the most sensitive rubber respirator facepieces. Packaged 20 wipes per Pocket Pak.

Description	Order No.
Alcohol-Free, 20 wipes/pak	3001-20PP



ALCOHOL-FREE SAFETY EQUIPMENT CLEANING WIPES POP-UP PAK

These large 5" x 8" wipes containing Benzalkonium Chloride are designed specifically for rubber respirator facepieces and other personal safety equipment where the manufacturer recommends using a non-alcohol cleaning wipe. Will not harm even the most sensitive rubber respirator facepieces. Packaged 200 wipes per Pop-Up Pak.

Description	Order No.
Alcohol-Free, 200 wipes/pak	3001-200PU



ECONOMY RESPIRATOR CLEANING KIT WITH LIQUID CLEANER

Our Economy Respirator Cleaning Kit is a low-cost and convenient cleaning and storage solution for full face, and half-mask respirators. Kit includes 32 oz. ready-to-use diluted liquid detergent with sprayer, two scrubbing sponges, 100 individual sterile storage bags and seals. Meets OSHA recommendations (29 CFR 1910.134 Appendix B).



Description	Order No.
Economy Cleaning Kit	4003
Replacement Liquid Respirator Cleaner, 32 oz., 946 ml	5004
Disposable Storage Bags, 100/pkg	4001-05

YouTube

Video available on the ALLEGRO INDUSTRIES Channel
www.youtube.com/AllegroIndustries



YouTube

Video available on the ALLEGRO INDUSTRIES Channel
www.youtube.com/AllegroIndustries

RESPIRATOR CLEANING KIT WITH LIQUID CLEANER

All the same features as our Respirator Cleaning Kit with the added convenience of a concentrate gallon liquid disinfectant soap. EPA registered.



Description	Order No.
Cleaning Kit	4002
Replacement Liquid Cleaner, 1 Gallon	5003-U
Disposable Storage Bags, 100/pkg	4001-05



YouTube

Video available on the ALLEGRO INDUSTRIES Channel
www.youtube.com/AllegroIndustries

RESPIRATOR CLEANING KIT WITH DRY SOAP

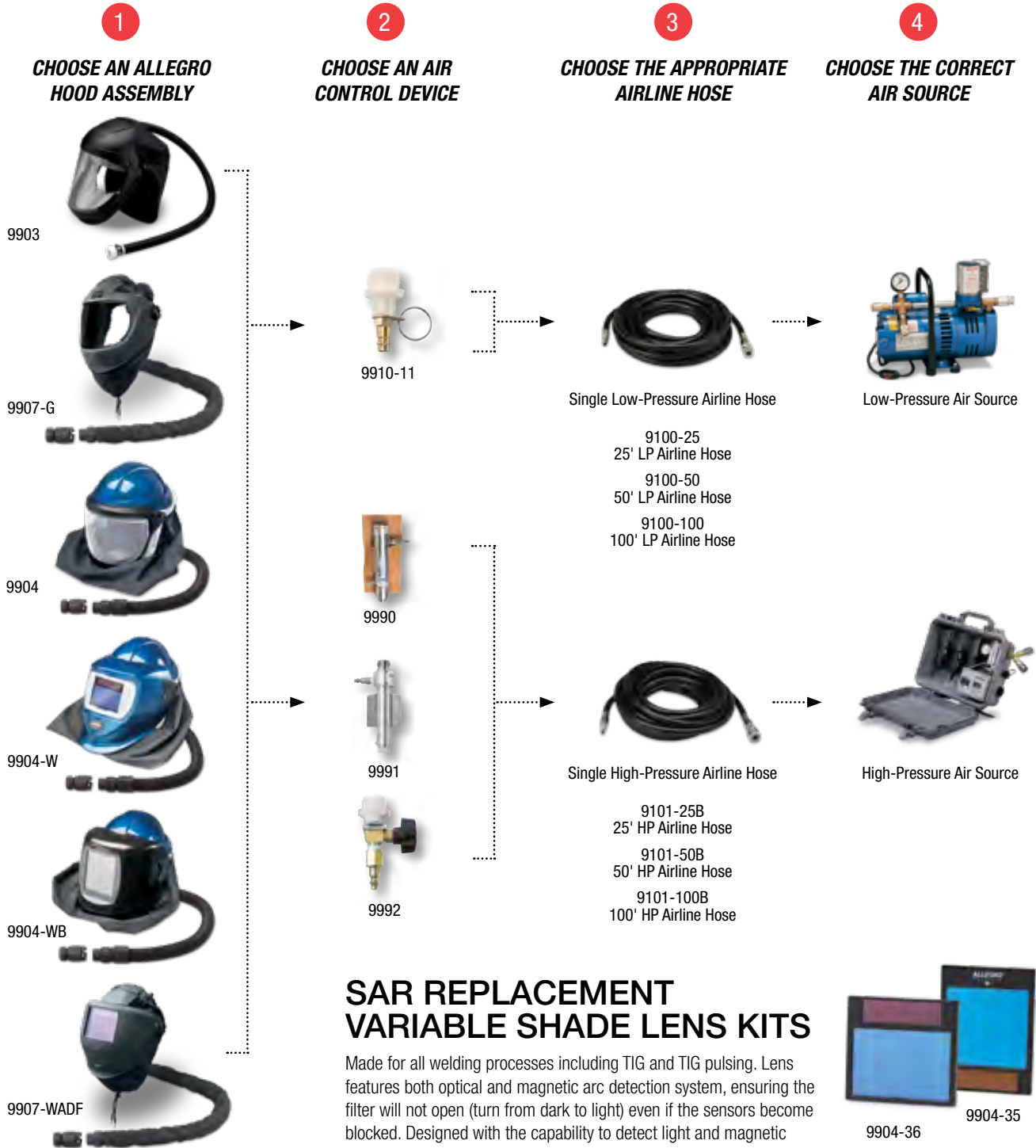
Convenient cleaning and storage for full face, and half-mask respirators. Contains ninety 1/2 oz. packets of water-soluble cleaner, air bulb, brush, 100 each sterile storage bags and seals, and large 17-quart, two-sided bucket. Kit meets OSHA recommendations.



Description	Order No.
Cleaning Kit	4001
Dry Replacement Soap	4001-02
Disposable Storage Bags, 100/pkg.	4001-05
Cleaning Kit (Canada purchase only)	4001-R
Dry Replacement Soap (Canada purchase only)	4001-02R


SUPPLIED-AIR GRINDING AND WELDING HELMET SYSTEMS

SUPPLIED-AIR GRINDING AND WELDING HELMET SYSTEM COMPONENTS



SAR REPLACEMENT VARIABLE SHADE LENS KITS

Made for all welding processes including TIG and TIG pulsing. Lens features both optical and magnetic arc detection system, ensuring the filter will not open (turn from dark to light) even if the sensors become blocked. Designed with the capability to detect light and magnetic waves that occur during welding. Optomagnetic sensors can be adjusted from 0 to 6 feet in range. It is solar powered with dual sensors. Kit includes auto-darkening welding filter and mounting frame.



Description	Order No.
Use w/ 9904-W and 9907-WADF	9904-36
Use w/ 9904-WB	9904-35

SUPPLIED-AIR GRINDING AND WELDING HELMETS



ECONOMY SUPPLIED-AIR SHIELD

- Perfect for use with grinding, chipping, spray painting, and auto body repair
- The easy flip-up visor is made of Nylon plastic and offers a wide field of vision
- Lens is polycarbonate and chin guard is polypropylene for added strength
- The shroud is cotton adding comfort and protects against overspray
- Designed to connect to low-pressure or high-pressure flow adapters
- Complies with ANSI Z87.1-2003
- **NIOSH approval TC-19C-0468**



EZ AIR FLEX GRINDING AIR SHIELD

- Intended for industrial applications where combined respiratory, eye, and face protection are required, such as: grinding, assembly, facility maintenance, machine operations, painting, and sanding
- Made from Dupont® super tough flame-retardant nylon that can withstand extreme cold/heat without cracking or deforming
- Large shield design accommodates safety glasses under the face shield
- Adjustable durable Pera-Lok locking ratcheting headgear with replaceable ultrasoft sweat band
- Lightweight, comfortable, and easily replaceable 100% cotton FR treated face seal
- Viewing area: 41.2 sq. in.
- Lightweight at only 0.46 lbs. total
- Air Train directs air over the head and across the breathing zone, minimizes fogging
- User control of airflow direction
- Optional snap-on welding shield with ADF lens also available (PN 9937-WFFADF)
- APF 25
- Complies with ANSI Z87.1+ for face-shield/eye protection
- CE certified
- **NIOSH approval TC-19C-0588**



DELUXE SUPPLIED-AIR SHIELD/HELMET

- All-in-one head, eye, face, and respiratory protection against hazardous airborne contaminants and flying debris
- Ergonomically designed with superb balance
- No fit testing required
- Can be worn comfortably by personnel with beards and facial hair
- Designed to connect to low-pressure or high-pressure flow adapters
- Complies with ANSI Z89.1 Type 1 Class G for head protection
- Complied with ANSI Z87.1+ for face-shield/eye protection
- APF 1000
- **NIOSH approval TC-19C-0488**



Low Pressure	Order No.
W/ LP Adapter	9903-D
Replacement Economy Supplied Air Shield	9903

High Pressure	Order No.
W/ HP Personal Air Cooler	9903-C
W/ HP Flow Control Valve	9903-CV
W/ HP Air Temperature Controller	9903-HC
Replacement Economy Supplied Air Shield	9903

Low Pressure	Order No.
Headtop	9907-G
Headtop w/ LP Adapter	9907-DG

High Pressure	Order No.
Headtop w/ HP Personal Air Cooler	9907-CG
Headtop w/ HP Flow Control Valve	9907-CVG
Headtop w/ HP Air Temperature Controller	9907-HCG



Low Pressure	Order No.
W/ LP Adapter	9904-C
Replacement Deluxe Supplied Air Shield	9904

High Pressure	Order No.
W/ HP Personal Air Cooler	9904-C
W/ HP Flow Control Valve	9904-CV
W/ HP Air Temperature Controller	9904-HC
Replacement Deluxe Supplied Air Shield	9904

Accessories

Lens Covers 10/pkg.
Order No. 9903-25



Accessories

Snap-on Welding Shield with ADF Lens
Order No. 9937-AFFADF



Accessories

Lens Covers 6/pkg.
Order No. 9904-25





DELUXE SUPPLIED-AIR SHIELD AND BLUE WELDING HELMET

Performance proven and a cost-effective system used by foundries, aluminum plants, mines, chemical plants, refineries, auto manufacturers, metal working, and fabrications. This Helmet offers protection from airborne contaminants including hexavalent chromium applications, flying debris, sparks, chemical and molten metal splashes. The helmet flips allowing user to grind and clean metal looking through clear ANSI face shield. Equipped with variable shade, auto-darkening lens, shade 9-13. ANSI certified face shield and head protection. APF 1000*.

NIOSH approval TC-19C-0488



Low Pressure	Order No.
w/ No Flow Valve	9904-W
w/ LP Adapter	9904-DW

High Pressure	Order No.
w/ HP Personal Air Cooler	9904-CW
w/ HP Flow Control Valve	9904-CWW
w/ HP Air Temperature Controller	9904-HCW



DELUXE SUPPLIED-AIR SHIELD AND BLACK WELDING HELMET

This is a cost-effective system used by foundries, aluminum plants, mines, chemical plants, refineries, auto manufacturers, metal working, and fabrications. Performance proven with a constant and powerful supply of breathable air from a clean air source, this Helmet offers protection from airborne contaminants including hexavalent chromium applications, flying debris, sparks, chemical and molten metal splashes. The helmet flips allowing user to grind and clean metal looking through clear ANSI face shield. Large #10 lens included. ANSI certified face shield and head protection. APF 1000*.

NIOSH approval TC-19C-0488



Low Pressure	Order No.
w/ No Flow Valve	9904-WB
w/ LP Adapter	9904-DWB

High Pressure	Order No.
w/ HP Personal Air Cooler	9904-CWB
w/ HP Flow Control Valve	9904-CVWB
w/ HP Air Temperature Controller	9904-HCWB



EZ AIR FLEX GRINDING/WELDING AIR SHIELD

A versatile solution with combined respiratory, eye and face protection for welding, assembly, facility maintenance, grinding, machine operations, painting, and sanding applications. A flip-up visor reveals a grind shield below which maintains respiratory protection while grinding or inspecting welds. Fresh air constantly circulates over the user's face, and an APF level of 25 creates protective pressure inside the headtop to keep away particulates of dust, steel, manganese, stainless steel, chromium, galvanized steel, cadmium, lead, and ozone. Complies with ANSI Z87.1+ for face-shield/eye protection. CE certified. **NIOSH approval TC-19C-0588**

Accessories

Replacement Variable Shade Lens Kit
Order No. 9904-36

Accessories

Replacement Variable Shade Lens Kit
Order No. 9904-35

Accessories

Replacement Variable Shade Lens Kit
Order No. 9904-36

SUPPLIED-AIR GRINDING HELMET SYSTEMS



EZ AIR FLEX GRINDING AIR SHIELD SYSTEMS

Our EZ Air Flex Grinding Air Shield Supplied-Air Respirator (SAR) provides combined respiratory, eye, and face protection. The grinding shield with a large viewing lens maintains respiratory protection in diverse work environments. The system provides a constant supply of fresh air over the user's face. An APF level of 25 creates an optimal protective pressure inside the respirator headtop keeping away particulates of dust, steel, manganese, stainless steel, chromium, galvanized steel, cadmium, lead, and ozone. Complies with ANSI Z87.1+ and CAN/CSA Z94.3 for face-shield/eye protection. Includes one or two air shields, a ¾ hp or 1 ½ hp breathing air pump, and one or two 50-foot breathing air hose(s). CE certified.



Description	Order No.
1-Worker EZ Air Flex Grinding Air Shield System w/ 50' Hose	9250-01
2-Worker EZ Air Flex Grinding Air Shield System w/ 50' Hoses	9250-02



DELUXE SUPPLIED-AIR SHIELD/HELMET SYSTEMS

Our Deluxe Supplied-Air Shield uniquely provides all-in-one head, eye, face, and respiratory protection against hazardous airborne contaminants and flying debris. It delivers a constant and plentiful supply of clean purified air. Our superbly balanced Deluxe Supplied-Air Shield System is offered as a complete system for one, or two workers. They include one or two shields, a ¾ hp or 1 ½ hp breathing air pump, and one or two 50-foot breathing air hose(s). Complies with ANSI Z87.1+.



Description	Order No.
1-Worker Deluxe Shield SAR System w/ 50' Hose	9247-01
2-Worker Deluxe Shield SAR System w/ 50' Hoses	9247-02



ECONOMY SUPPLIED-AIR SHIELD SYSTEMS

Perfect for use with grinding, chipping, spray painting, and body repair; our comfortable Supplied-Air Shield is offered as a complete system for one, or two workers. They include one or two shields, a ¾ hp or 1 ½ hp breathing air pump, and one or two 50-foot breathing air hose(s). Complies with ANSI Z87.1-2003.



Description	Order No.
1-Worker Economy Shield System w/ 50' Hose	9245-01
2-Worker Economy Shield System w/ 50' Hoses	9245-02

SUPPLIED-AIR GRINDING AND WELDING HELMET SYSTEMS



DELUXE SUPPLIED-AIR SHIELD AND BLUE WELDING HELMET SYSTEMS

Our Deluxe Supplied-Air Shield and Blue Welding Helmet is performance proven and a cost-effective system used by foundries, aluminum plants, mines, chemical plants, refineries, auto manufacturers, metal working, and fabrication. The Supplied-Air Respirator delivers a constant and powerful supply of breathable air from a clean air source. They include one or two shields/welding helmets, a ¾ hp or 1 ½ hp breathing air pump, and one or two 50-foot breathing air hose(s). ANSI certified "all-in-one" system provides respiratory, head, eye, and face protection.



Description	Order No.
1-Worker Deluxe Blue Welding Helmet System w/ 50' Hose	9248-01
2-Worker Deluxe Blue Welding Helmet System w/ 50' Hoses	9248-02



DELUXE SUPPLIED-AIR SHIELD AND BLACK WELDING HELMET SYSTEMS

Our Deluxe Supplied-Air Shield and Black Welding Helmet is performance proven and a cost-effective system used by foundries, aluminum plants, mines, chemical plants, refineries, auto manufacturers, metal working, and fabrication. The Supplied-Air Respirator delivers a constant and powerful supply of breathable air from a clean air source. They include one or two shields/welding helmets, a ¾ hp or 1 ½ hp breathing air pump, and one or two 50-foot breathing air hose(s). ANSI certified "all-in-one" system provides respiratory, head, eye, and face protection.



Description	Order No.
1-Worker Deluxe Black Welding Helmet System w/ 50' Hose	9249-01
2-Worker Deluxe Black Welding Helmet System w/ 50' Hoses	9249-02



EZ AIR FLEX GRINDING/WELDING AIR SHIELD SYSTEMS

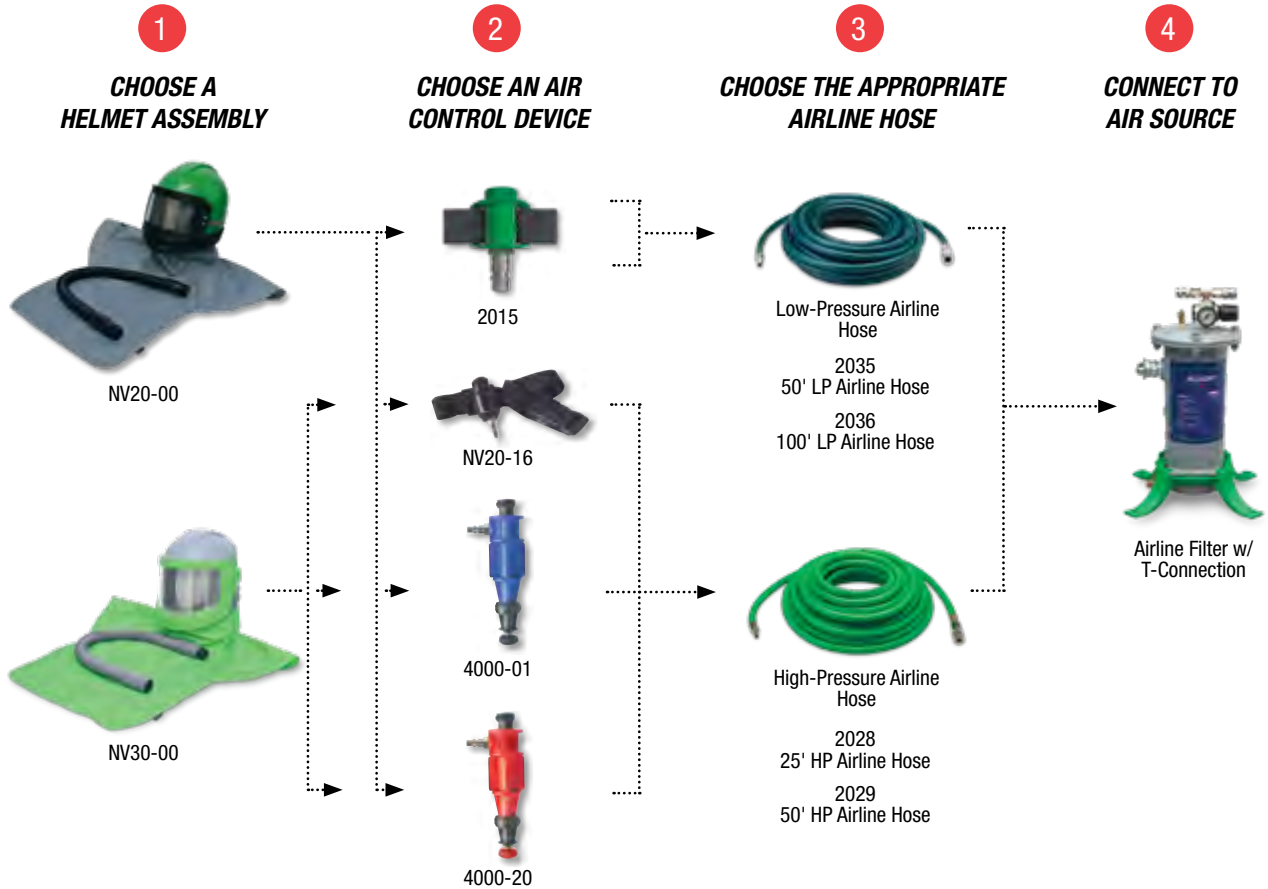
Our EZ Air Flex Grinding/Welding Air Shield Supplied-Air Respirator (SAR) provides combined respiratory, eye, and face protection. The flip-up visor exposes a grind shield below that maintains respiratory protection while grinding or inspecting welds. The system provides a constant supply of fresh air over the user's face. The optimal protective pressure inside the headtop keeps away particulates of dust, steel, manganese, stainless steel, chromium, galvanized steel, cadmium, lead, and ozone. Complies with ANSI Z87.1+ for face-shield/eye protection. Includes one or two grinding/welding air shields, a ¾ hp or 1 ½ hp breathing air pump, and one or two 50-foot breathing air hose(s). CE certified.

Description	Order No.
1-Worker EZ Air Flex Grinding/Welding Air Shield System w/ 50' Hose	9251-01
2-Worker EZ Air Flex Grinding/Welding Air Shield System w/ 50' Hoses	9251-02

ABRASIVE BLASTING

The Nova Series is your number one choice for economical Abrasive Blasting Helmets which meet safety standards worldwide. Reliable, durable, and designed to help reduce worker fatigue, reduce downtime replacing parts, and increase worker productivity. Built to last in rugged environments with an abrasion-resistant polyethylene helmet shell.

ABRASIVE BLASTING HELMETS SYSTEM COMPONENTS



NOVA 3® BLASTING HELMET

The Nova 3® series respirator combines breakthrough protection technology with advanced comfort and functionality surpassing even the most rigorous industry standards. Designed to optimize safety and productivity as well as to minimize worker downtime, the helmet has a host of features that maximize its lifetime value. The Nova 3® is designed and engineered to distribute the helmet's weight evenly across the head and shoulders for optimum comfort and ease of worker movement, reducing fatigue. In addition, a ratchet-adjusted neck pad ensures your head is supported. The Peel Offs Lens System is a unique "FIT AND SAVE™" system of pre-folded tabs. This means workers can quickly tear off just one layered lens at a time. The helmet complies with ANSI Z87.1 for eye protection and ANSI Z89.1 for head protection providing a high level of protection for the worker.



Description	Order No.
Nova 3® Helmet w/ HP Flow Control Valve	NV30-00
Nova 3® Helmet w/ Cooler	NV30-00HC
Nova 3® Helmet w/ Heater	NV30-00H
Replacement Peel Offs, 50/pkg.	NV37-25



NOVA 2000™ BLASTING HELMET

Lightweight pillow foam padding ensures the helmet always sits comfortably on your head. The padding is hook-and-loop mounted and easily removed for hygienic cleaning. The large wrap around double lens allows optimum vision without irritating side glare. Optional tear-off lenses are also available. The helmet complies with ANSI Z87.1 for eye protection and ANSI Z89.1 for head protection providing a high level of protection for the worker. Air duct distribution diffuses an even flow of breathing air throughout the helmet to cool the head and face and prevents the lens from fogging. Multi-layered sound deadening foam makes this helmet the quietest on the market. This helmet is offered with a HP Adjustable Flow Control Valve, Cooler, Heater, or Low-Pressure Constant Flow Valve. **NIOSH approved**



Description	Order No.
HP Nova 2000™ Helmet w/ HP Flow Control Valve	NV20-00
HP Nova 2000™ Helmet w/ Cooler	NV20-00HC
HP Nova 2000™ Helmet w/ Heater	NV20-00H
LP Nova 2000™ Helmet w/ Constant Flow Valve	NV20-00LP
Replacement Peel Offs, 50/pkg.	NV20-17



WARNING: Do NOT use Silica sand as an abrasive medium. The use of Silica sand can cause serious respiratory disease or death. (OSHA reference: <https://www.osha.gov/silica/>)

TEMPERATURE CONTROLLER AND FLOW VALVES



AIR TEMPERATURE CONTROLLER

These valves adjust the amount of air to the helmet and adjust air 25° F warmer or cooler than the ambient air for use in cold or hot environments.

Description	Order No.
HP Cooler w/ Belt	4000-01
HP Heater w/ Belt	4000-20



ADJUSTABLE HP FLOW CONTROL VALVE

NIOSH approved, injection-moulded, HP Flow Control Valve assembly provides the wearer with the ability to adjust the air flowing into the helmet. The adjustment barrel is easy to turn even with blasting gloves on. Comes with waist belt.

Description	Order No.
HP Flow Control Valve w/ Belt	NV20-16



LOW-PRESSURE FLOW ADAPTER

The low-pressure supplied-air respirator adapter allows the helmet to connect to an ambient air pump or any low-pressure air source. Low-profile, lightweight plastic threaded fitting offers the convenience of quick-connect design with belt and clip assembly.

Description	Order No.
LP Constant Flow Adapter w/ Belt	2015

Refer to Nova 2000™ and Nova 3® Matrix (above) for NIOSH approved configurations.

AIRLINE FILTER

Made for rugged environments, this "Pot" type filter utilizes a large capacity quality filter cartridge to provide longer life filtration. Greater material surface area provides increased absorption of oil, water, and odors. Made of impact and corrosion-resistant aluminum and equipped with an airline regulator and two outlets. 75 CFM

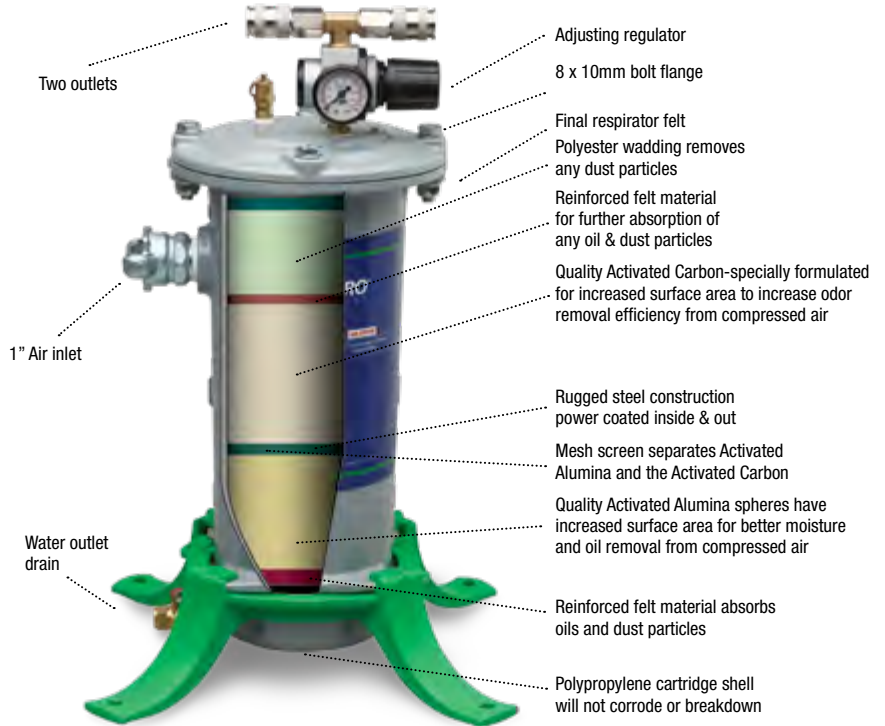
Order No. 3000-01



REPLACEMENT FILTER CARTRIDGES

Quality filter cartridges provide better and longer life filtration. Universal design allows filter cartridge to fit into many filter brands on the market.

Order No. 3100-02



ABRASIVE BLASTING HELMET LOW-PRESSURE SYSTEMS

NOVA 2000™ HELMET LOW-PRESSURE SYSTEM

The Nova 2000™ is your number one choice Abrasive Blasting Helmet built for reliable, durable use and increased worker productivity. The complete One-Worker Blasting Helmet system provides a portable air source for one user. It includes a Nova helmet, ¾ HP pump, and 50' of airline hose.



Description	Order No.
1-Worker Blasting Helmet System w/ 50' Hose	9285-01

POWERED AIR-PURIFYING RESPIRATOR SYSTEMS

When it comes to exposure to hazardous fumes and particles, respiratory safety should be every worker's priority. A Powered Air-Purifying Respirator (PAPR) system can protect metalworkers, welders, and MRO professionals by filtering out dangerous particles. These units provide higher levels of respiratory protection compared to half-face respirators or disposable masks. Discover the AirPlus® and EZ-AIR systems by ArcOne® and Allegro.

Features

- ▷ High-capacity battery allows up to two full work shifts; reduces downtime
- ▷ Full charge in 6 hours
- ▷ 3 phase alarm system for increased user awareness
- ▷ Flexible breathing tube reduces torque on neck and increases mobility

AirPlus® blower model also includes a spark arrestor and pre-filter

BASIC SYSTEM SPECIFICATIONS

Blower Unit	
Type	Flow Control
Motor speed	6,000-10,000 RPM
Air supply (min/max)	170 LPM/260 LPM (6/9.5 CFM)*
Case	Impact-Proof ABS
Filter cartridge	Single plug-in
Filter	HEPA
Expandable breathing tube	31.5 in to 63 in
Pre-filter	Yes
Spark arrestor	Yes

Battery	
Type	Lithium-ion
Voltage	7.4 V
Operating time	14 hours at minimum fan speed
Charging time	6 hours
Charging cycles	500

Charger	
Type	DC rectifier
Voltage	120 V / 60 Hz
Output current	8.4 V, 1500 mA
Approvals	CE and UL



POWERED AIR-PURIFYING RESPIRATOR SYSTEMS

Every work environment is different. That's why WALTER offers the most comprehensive line of PAPR systems in the market. There are several headtops to choose from and build the perfect PAPR system to meet your job site needs.

MRO OR HEALTHCARE



SARAN™-COATED TYVEK® HOOD

POLY-COATED TYVEK® HOOD

GRINDING & WELDING



EZ AIR GRINDING/WELDING

EZ AIR MAX

EZ AIR ECONOMY

EZ AIR DELUXE



AIRPLUS® AIRSHIELD®

AIRSHIELD® FLIP FRONT

VISION® X81VX

VISION® BFFVX

APF 25

MATERIAL RESISTANCE

WELDING PERFORMANCE

WELDING PERFORMANCE



COMPATIBLE WITH ALLEGRO EZ AIR BLOWER



COMPATIBLE WITH ARCONE® AIRPLUS®



FILTER TYPE:

High-efficiency particulate air filter (HEPA) will protect against:
 ▷ Hazardous solid dust particles, metal fumes, and mists
 ▷ Stainless steel (hexavalent chromium), galvanized steel (Zinc oxide), steel/manganese alloys, aluminum, cadmium, and lead fumes.

AIRPLUS® COMPONENT	TYPICAL REPLACEMENT CADENCE	NOTES
Prefilter	Once a week	Regular replacement of the prefilter extends the life of the HE particulate filter, saving on consumable costs.
HEPA P3 Filter	At least every month	Do daily checks with air flow indicator and replace when airflow indicator falls below the minimum flow line.
Spark Arrestor	As needed	Replace if deformed and no longer fitting well.

MRO AND HEALTHCARE PAPR SYSTEMS

EZ AIR PAPR HOOD

Our EZ Air Powered Air-Purifying Tyvek® Hooded Respirator is a complete particulate system intended for industrial and healthcare workers where combined respiratory, eye, and face protection are required. It includes a motorized, lithium-ion battery-operated system that provides a constant supply of fresh, filtered air over the user's face. At an APF level of 25, it creates an optimal protective pressure inside the respirator hood keeping away harmful particulates. This complete PAPR assembly is also extremely lightweight weighing just under 4 pounds total! Recommended applications are facility maintenance and healthcare facilities. **NIOSH approved**

Complete PAPR includes:

- ▷ Poly-coated Dupont Tyvek® Hood or Saran™-coated Tyvek® Hood
- ▷ Breathing tube
- ▷ Blower
- ▷ Waist belt
- ▷ Battery and charger
- ▷ Flow tester
- ▷ HEPA filter



Video available on the ALLEGRO INDUSTRIES Channel
www.youtube.com/AllegroIndustries

EZ AIR PAPR POLY-COATED DUPONT TYVEK® HOOD

Description	Order No.
EZ Air Tyvek® PAPR Hood	9933
Replacement Tyvek® Hood Assembly with Suspension	9933-21

EZ AIR PAPR SARAN™-COATED TYVEK® HOOD

Description	Order No.
EZ Air Saran™ PAPR Hood	9933-S
Replacement Saran™ Hood Assembly with Suspension	9933-21S

Complete PAPR assembly:

- Fully disposable hood with bonded/taped seams
- Air channel design delivers air inside hood across the breathing zone with minimal lens fogging
- Lightweight, disposable one-piece suspension with absorbent head band
- Flexible breathing tube inside the downtube sleeve of the hood reduces decontamination time
- Breathing tube directs the air up and over the user's head to allow the air to disperse across the lens to prevent fogging and reduce CO2 build up inside the hood
- Single filter design is easy to install and remove; NIOSH Approved HEPA Filter (42 CFR, Part 84); Filters 99.97% of particulates larger than 0.3 microns
- Rugged, lightweight, and low-profile ABS blower is quiet at 65 dB
- 7.4 V rechargeable lithium-ion battery operates up to 17 hours (minimum speed), 9 hours (maximum speed) on a full charge
- 110-240 Vac, 50-60 Hz smart charger (International kit available with removable plug)
- Waist belt features large heavy-duty belt clips, easy to attach while wearing gloves

GRINDING AND WELDING PAPR SYSTEMS

Our extensive line of high-quality grinding and welding products provide workers with better comfort, less fatigue, and improve productivity. Allegro EZ Air PAPRs are intended for industrial applications where respiratory, eye, and face protection are required.

EZ AIR PAPR SYSTEM COMPONENTS

1

CHOOSE A GRINDING OR WELDING HEADTOP



	For grinding applications	For grinding and welding applications	For grinding and welding applications	For grinding and welding applications	For grinding and welding applications
Order No.	9937-BHTG	9937-BHTWADF	9936-BH7500	9935-BHTX54V	9935-BHTX81V
Viewing Area (square inches)	41.2	7.1	9.3	7.25	12.6
HD Technology	N/A	✓	✓	✓	✓
Light Shade	N/A	4	3	4	3
Dark Shade	N/A	9-13	5-14	5-14	5-14
Variable Sensitivity	N/A	✓	✓	✓	✓
Variable Delay	N/A	✓	✓	✓	✓
X-Tig Mode	N/A				✓
Cut & Grind Mode	N/A	✓	✓	✓	✓
TIG Rating	N/A	25	<5	5	<5
Arc Sensors	N/A	4	2	4	5
Digital	N/A	✓	✓	✓	✓
Solar power	N/A	✓	✓	✓	✓
PAPR Kit Order No.	9937-G	9937-WADF	9936	9935	9935-DLX

2

ADD BLOWER ASSEMBLY



9935-BLW
(Shown disassembled)
Includes downtube w/ FR cover, battery, charger, belt, flow tester, HEPA filter, and storage bag

3

REPLACEMENT HEPA FILTER



9935-FIL
Replacement (HEPA)

GRINDING AND WELDING PAPR SYSTEMS



 YouTube

Video available on the ALLEGRO INDUSTRIES Channel
www.youtube.com/AllegroIndustries



EZ AIR FLEX SHIELD PAPR

Our EZ Air Flex Shield Powered Air-Purifying Respirator (PAPR) is a complete particulate system providing combined respiratory, eye and face protection. The durable grinding shield features a large viewing lens that maintains respiratory protection. This motorized, lithium-ion battery-operated system provides a constant supply of fresh, filtered air over the user's face. At an APF level of 25, it creates an optimal protective pressure inside the respirator headtop keeping away particulates of dust, steel, manganese, stainless steel, chromium, galvanized steel, cadmium, lead and ozone. Recommended applications are grinding, assembly, facility maintenance, machine operations, painting, and sanding. Suggested industries include automotive, food and beverage, pharmaceutical, general manufacturing, metal production and fabrication, military maintenance, repair, and operation (MRO), transportation, and in medical applications. Complies with ANSI Z87.1+ and for face-shield/eye protection. CE certified. **NIOSH approved**

- Made from Dupont® super tough flame-retardant nylon that can withstand extreme cold/heat without cracking or deforming
- Large shield design (41.2 in²) accommodates safety glasses under the face shield
- Adjustable durable Pera-Lok locking ratcheting headgear with replaceable ultrasoft sweat band
- Comfortable and easily replaceable 100% cotton FR treated face seal
- Complete headtop assembly weighs 0.46 lbs.
- Shell is 0.28 lbs.
- Air tran directs air over the head and across the breathing zone, minimizing fogging
- User control of airflow direction
- Fully open-air setting to mitigate fogging
- Fully closed-air setting to channel airflow to breathing zone
- Lightweight, super comfortable 100% FR treated face seal
- Easy-change face seal, no more nuts and bolts to fiddle around with

Complete PAPR assembly includes:

- ▷ **Shield**
- ▷ **Downtube w/ FR cover**
- ▷ **Blower**
- ▷ **Battery**
- ▷ **Waist belt**
- ▷ **Charger**
- ▷ **Flow tester**
- ▷ **HEPA filter**
- ▷ **Storage bag**



9937-AFFADF
(Optional snap-on welding shield
w/ ADF lens)

Description	Order No.
EZ Air Flex Shield PAPR	9937-G
EZ Air Flex Shield	9937-BHTG
Optional Snap-On Welding Shield with ADF lens	9937-AFFADF

GRINDING AND WELDING PAPR SYSTEMS



YouTube
Video available on the ALLEGRO INDUSTRIES Channel
www.youtube.com/AllegroIndustries

EZ AIR FLEX GRINDING/WELDING PAPR

Our EZ Air Flex Grinding/Welding Powered Air-Purifying Respirator (PAPR) is a complete particulate system providing combined respiratory, eye and face protection. The welding helmet features a durable flip-up visor with a grind shield below that maintains respiratory protection while grinding or inspecting welds. This motorized, lithium-ion battery-operated system provides a constant supply of fresh, filtered air over the user's face. At an APF level of 25, it creates an optimal protective pressure inside the respirator headtop keeping away particulates of dust, steel, manganese, stainless steel, chromium, galvanized steel, cadmium, lead and ozone. Recommended applications are welding, assembly, facility maintenance, grinding, machine operations, painting, and sanding. Suggested industries include automotive, food and beverage, pharmaceutical, general manufacturing, metal production and fabrication, military maintenance, repair and operation (MRO), and transportation. Complies with ANSI Z87.1+ for face-shield/eye protection. CE certified. **NIOSH approved**

- Made from Dupont® super tough flame-retardant nylon that can withstand extreme cold/heat without cracking or deforming
- Adjustable durable Pera-Lok locking ratcheting headgear with replaceable ultrasoft sweat band
- Large shield design accommodates safety glasses under the face shield
 - Visor dimension: 7" x 5.4" x 0.04"
 - Viewing area: 41.2 sq. in.
 - Visor thickness: 0.067"
- Complete with comfortable sweatband
- Complete headtop assembly weighs 0.58 lbs.
 - Shell is 0.28 lbs.
 - Visor is 0.12 lbs.

- Direct flow into the helmet with new air-manifold system
- User control of airflow direction
 - Fully open-air setting to mitigate fogging
 - Fully closed-air setting to channel airflow to breathing zone
 - Partially closed air setting for taking the sweat out of welding
 - Lightweight, super comfortable 100% FR treated face seal
 - Easy-change face seal, no more nuts and bolts to fiddle around with
- APF 25

Complete PAPR assembly includes:

- ▷ **Welding shield w/ ADF lens**
- ▷ **Downtube w/ FR cover**
- ▷ **Blower**
- ▷ **Battery**
- ▷ **Waist belt**
- ▷ **Charger**
- ▷ **Flow tester**
- ▷ **HEPA filter**
- ▷ **Storage bag**

Description	Order No.
EZ Air Flex Grinding/Welding PAPR	9937-WADF
EZ Air Flex Grinding/Welding Headtop	9937-BHTWADF
Replacement ADF Lens Kit	9904-36

GRINDING AND WELDING PAPR SYSTEMS



EZ AIR MAX

Our EZ Air Max Powered Air-Purifying Respirator (PAPR) is a complete particulate system intended for industrial applications where combined respiratory, eye and face protection is required. This welding helmet features a flip-up visor to expose a grind shield below that maintains respiratory protection while workers can continue grinding or inspecting welds. It is a motorized, lithium-ion battery-operated system that provides a constant supply of fresh, filtered air over the user's face. At an APF level of 25, it creates an optimal protective pressure inside the respirator headtop keeping away particulates (dust, steel, manganese, stainless steel, chromium, galvanized steel, cadmium, lead and ozone*). Recommended applications are welding, assembly, facility maintenance, grinding, machine operations, painting, and sanding. Suggested industries include automotive, food and beverage, pharmaceutical, general manufacturing, metal production and fabrication, military maintenance, repair and operation (MRO) and transportation. Complies with ANSI Z87.1+ and CAN/CSA Z94.3 for face-shield/eye protection. **NIOSH approved**

Complete PAPR assembly includes:

- ▷ **Welding Shield w/ ADF lens**
- ▷ **Downtube w/ FR cover**
- ▷ **Blower**
- ▷ **Battery**
- ▷ **Waist Belt**
- ▷ **Charger**
- ▷ **Flow Tester**
- ▷ **HEPA filter**
- ▷ **Storage Bag**



Video available on the ALLEGRO INDUSTRIES Channel
www.youtube.com/AllegroIndustries



ADF LENS

- Filter size: 2.36" x 3.93"
- UV/IR: Up to shade 16, permanent outer coating to protect eyes
- Battery: Solar Cells primary with digital lithium-powered backup (lasts 5–10 years)
- Switching time: 1/10,000
- Light Shade Modes: 3
- TIG rating: <5 Amps
- Grind mode: Yes

Description	Order No.
EZ Air MAX PAPR Assembly	9936
EZ Air MAX PAPR Assembly (for International Charging)	9936-E
Replacement ADF Lens Kit	9904-36

*Always consult an industrial hygienist or safety expert to determine if APF will be acceptable for the measured concentration level of your application.

GRINDING AND WELDING PAPR SYSTEMS



EZ AIR PAPR

Our EZ Air Powered Air-Purifying Respirator (PAPR) is a complete particulate system intended for industrial applications where combined respiratory, eye and face protection is required. It is a motorized, lithium-ion battery-operated system that provides a constant supply of fresh, filtered air over the user's face. At an APF level of 25, it creates an optimal protective pressure inside the respirator headtop keeping away harmful gases, vapors, particulates, and fumes (dust, steel, manganese, stainless steel, chromium, galvanized steel, cadmium, lead and ozone*). Recommended applications are welding, assembly, facility maintenance, grinding, machine operations, painting, and sanding. Suggested industries include automotive, food and beverage, general manufacturing, metal production and fabrication, military maintenance, repair and operation (MRO), and transportation.

Complete PAPR includes:

- ▷ **Welding shield w/ Lens**
- ▷ **Downtube w/ FR cover**
- ▷ **Blower**
- ▷ **Waist belt**
- ▷ **Battery and Charger**
- ▷ **Flow Tester**
- ▷ **HEPA filter**
- ▷ **Storage bag**

**Always consult an Industrial Hygienist or Safety Expert to determine if APF will be acceptable for the measured concentration level of your application.*

YouTube
Video available on the ALLEGRO INDUSTRIES Channel
www.youtube.com/AllegroIndustries

GRINDING AND WELDING PAPR SYSTEMS



EZ AIR ECONOMY PAPR

Complete PAPR assembly with 9935-X54V ADF lens:

- Filter size: 4.5" x 5.25"
- UV/IR: Up to shade 16, permanent outer coating to protect eyes
- Battery: Solar Cells primary with digital lithium-powered backup (lasts 5-10 years)
- Switching time: 1/10,000
- Light Shade Modes: 4
- TIG rating: 5 Amps
- Grind mode: Yes

Description	Order No.
EZ Air Economy PAPR Assembly	9935
EZ Air Economy PAPR Assembly (For International Charging)	9935-E
Replacement ADF Lens Kit	9935-X54V



EZ AIR DELUXE PAPR

Complete PAPR assembly with 9935-X81V ADF lens:

- Filter size: 4.5" x 5.25"
- UV/IR: Up to shade 16, permanent outer coating to protect eyes
- Battery: Solar Cells primary with digital lithium-powered backup (lasts 5-10 years)
- Switching time: 1/10,000
- Light Shade Modes: 3
- TIG rating: 5 Amps
- Grind mode: Yes

Description	Order No.
EZ Air Deluxe PAPR Assembly	9935-DLX
EZ Air Deluxe PAPR Assembly (For International Charging)	9935-DLXE
Replacement ADF Lens Kit	9935-X81V

X54V AND X81V ADF LENS CHART

Viewing Area (W x H)	Dark Shade	Magnetic Sensor	Warranty	Standards	Order No.
1.9" x 3.8"	5-14	No	3 years	ANSI/CSA	9935-X54V
3.2" x 3.9"	5-14	Yes "X-TIG"	3 years	ANSI/CSA	9935-X81V

X54V ADF LENS

- Viewing area: 1.9" x 3.8"
- UV/IR: Up to shade 16, permanent outer coating to protect eyes
- Battery: Solar Cells primary with digital lithium-powered backup (lasts 5-10 years)
- Switching time: 1/10,000
- Light Shade Modes: 4
- TIG rating: 5 Amps
- Grind mode: Yes

Order No. 9935-X54V (Included in Economy model)



X81V ADF LENS

- Viewing area: 3.2" x 3.9"
- UV/IR: Up to shade 16, permanent outer coating to protect eyes
- Battery: Solar Cells primary with digital lithium-powered backup (lasts 5-10 years)
- Switching time: 1/10,000
- Light Shade Modes: 3
- TIG rating: Below 5 amps
- Grind mode: Yes

Order No. 9935-X81V (Included in Deluxe model)







GRINDING AND WELDING PAPR SYSTEMS

Our extensive line of accessible grinding and welding respiratory products provide workers with better comfort, less fatigue, and improve productivity. The ArcOne® AirPlus® PAPR systems are intended for entry-level industrial welding and grinding applications where respiratory, eye, and face protection are required. All ArcOne® models also come with a spark arrestor and pre-filter for added safety.

AIRPLUS® SYSTEM COMPONENTS

1

CHOOSE A GRINDING OR WELDING HEADTOP

	AIRSHIELD® For grinding applications	AIRSHIELD® FLIP FRONT For welding and grinding	VISION® with X81VX For mostly welding applications	VISION® with BFFVX For mostly welding applications
				
Order No.	AP-AR-SH	AP-4500V-AIR	AP-X81VX-1500	AP-BFFVX-1500
Viewing Area (square inches)	41.2	7.1	12.6	17.05
HD Technology	N/A		✓	✓
Light Shade	N/A	4	3	3
Dark Shade	N/A	9-13	5-14	5-13
Variable Sensitivity	N/A	✓	✓	✓
Variable Delay	N/A	✓	✓	
X-Tig Mode	N/A		✓	✓
Cut & Grind Mode	N/A	✓	✓	✓
TIG Rating	N/A	25	<5	5
Arc Sensors	N/A	4	5	3
Digital	N/A		✓	
Solar power	N/A	✓	✓	✓ (also comes with USB charger)
PAPR Kit Order No.	AP1K-AIRSH	AP1K-A-4500V	AP1K-V-X81VX	AP1K-V-BFFVX

2

ADD BLOWER ASSEMBLY

3

REPLACEMENT HEPA FILTER

AIRPLUS® SYSTEMS

Order No.	Description
AP-1	AirPlus® Powered Air-Purifying System includes Battery, Battery Charger, Waist Belt, Flexible Breathing Tube and Flame-Retardant Cover, Air Flow Indicator, Powered Respirator with HEPA filter, Spark Arrestor (2) and Pre-Filter (2).



AP-FIL-03-4
AirPlus® HEPA filter (4-Pack)
AP-FIL-03-12
AirPlus® HEPA filter (12-Pack)

AIRPLUS® PARTS AND ACCESSORIES

Order No.	Description
AP-BAT-03	AirPlus® Battery
AP-BLW-02	AirPlus® Blower Unit (includes one P3 Filter)
AP-CHG-03	AirPlus® Battery Charger
AP-FIL-03-4	AirPlus® HEPA Filter (4-Pack)
AP-FIL-03-12	AirPlus® HEPA Filter (12-Pack)
AP-FIL-04-10	AirPlus® Pre-Filter (10 pack)
AP-WBT-01	AirPlus® Waist Belt (34.5")
AP-WBT-02	AirPlus® Heavy-Duty Leather Waist Belt (52.9")
AP-WBT-EXT	AirPlus® Waist Belt Extension (10")
AP-AFI-01	AirPlus® Air Flow Indicator
AP-SA-01-2	AirPlus® Spark Arrestor (2-pack)
CA-CAC-02	Duffie Bag



GRINDING AND WELDING PAPR SYSTEMS



AP1K-AIRSH



AIRSHIELD® PAPR SYSTEM

ArcOne®'s Airshield® Powered Air-Purifying Respirator (PAPR) is a complete particulate system providing combined respiratory, eye and face protection, suitable for grinding applications with large viewing area. This motorized, lithium-ion battery-operated system provides a constant supply of fresh, filtered air over the user's face. The optimal protective pressure inside the respirator headtop keeps away particulates of dust, steel, manganese, stainless steel, chromium, galvanized steel, cadmium, lead and ozone. This unit is recommended for grinding, assembly, facility maintenance, machine operations, painting, and sanding. Complies with ANSI Z87.1+ for face-shield/eye protection. **NIOSH approved**


- Made from Dupont® super tough flame-retardant nylon that can withstand extreme cold/heat without cracking or deforming
- Large shield design (41.2 in²/265.6 cm²) accommodates safety glasses under the face shield
- Adjustable durable Pera-Lok locking ratcheting headgear with replaceable ultrasoft sweat band
- Comfortable and easily replaceable 100% cotton FR treated face seal
- Complete headtop assembly weighs 0.46 lbs. (208 grams)
- Shell is 0.28 lbs. (130 grams)
- Air Train directs air over the head and across the breathing zone, minimizes fogging
- User control of airflow direction
 - Fully open-air setting to mitigate fogging
 - Fully closed-air setting to channel airflow to breathing zone
 - Lightweight, super comfortable 100% FR treated face seal
 - Easy-change face seal; remove or replace with ease
- APF 25

Complete PAPR assembly includes:

- ▷ **Welding shield**
- ▷ **Breathing tube with FR cover**
- ▷ **AirPlus® blower unit**
- ▷ **Lithium-ion battery**
- ▷ **Charger**
- ▷ **FR waist belt**
- ▷ **Flow tester**
- ▷ **HEPA filter**
- ▷ **Pre-filter**
- ▷ **Spark arrestor**
- ▷ **Duffle bag**

Description	Order No.
AIRPLUS®: AIRSHIELD®	AP-AR-SH
AP FACE SEAL FOR AIRSHIELD®	AP-HFS-02
2 PK CLEAR VISOR FOR AIRSHIELD®	AIR-CL
AIRPLUS® AIRDUCT ASSEMBLY W HEADGEAR	AP-AIRDUCT-01
AIRPLUS® HG KIT: KNOBS, SCREWS	AP-HG-K
AIRPLUS® SWEATBAND 2 PACKS	AP-SWB-01

GRINDING AND WELDING PAPR SYSTEMS



AP1K-A-4500V



AIRSHIELD® FLIP FRONT PAPR SYSTEM

The ArcOne® flip-front Grinding/Welding Powered Air-Purifying Respirator (PAPR) is a complete particulate system providing combined respiratory, eye and face protection. The welding flip-front features a 4500V lens with True Color Technology with a grind shield below that maintains respiratory protection while grinding or inspecting welds. This motorized, lithium-ion battery-operated system provides a constant supply of fresh, filtered air over the user's face. With an APF level of 25, it creates an optimal protective pressure inside the respirator headtop keeping away particulates of dust, steel, manganese, stainless steel, chromium, galvanized steel, cadmium, lead and ozone. Recommended applications are welding, assembly, facility maintenance, grinding, machine operations, painting, and sanding. Complies with ANSI Z87.1+ for face-shield/eye protection. **NIOSH approved**

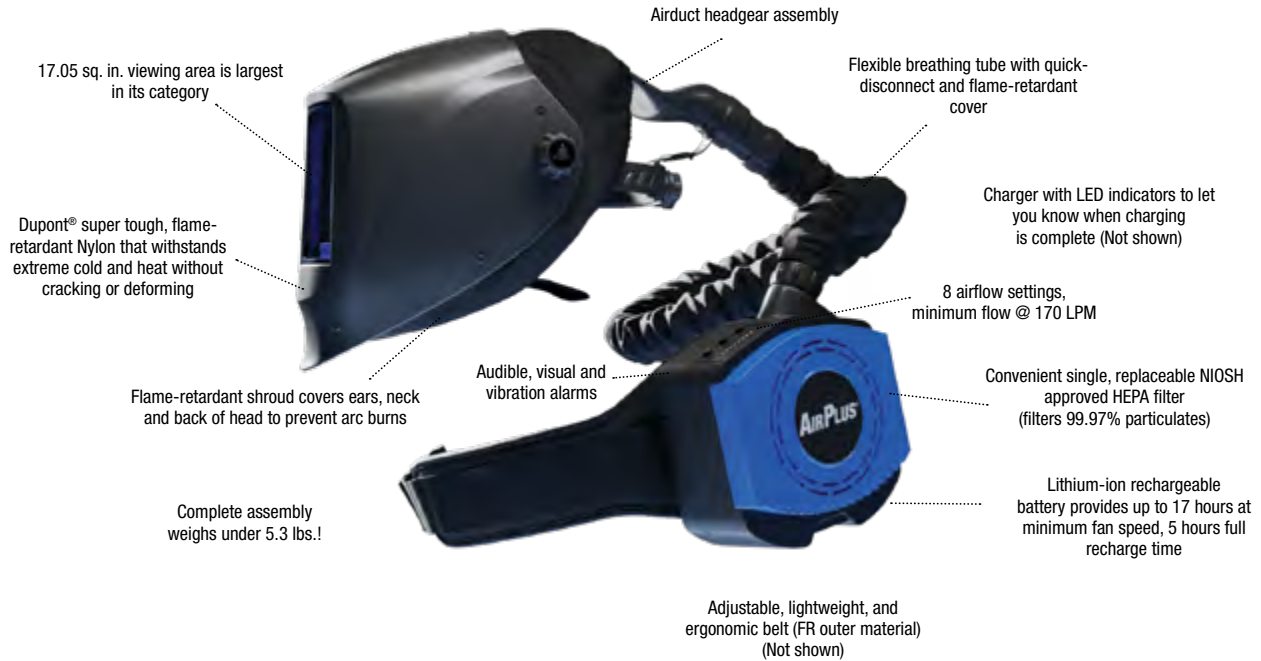
- Made from Dupont® super tough flame-retardant nylon that can withstand extreme cold/heat without cracking or deforming
- Adjustable durable Pera-Lok locking ratcheting headgear with replaceable sweat band
- Large shield design accommodates safety glasses under the face shield
 - Viewing area: 41.2 sq. in. (26560 mm²)
 - Visor thickness: 0.067" (1.7 mm)
- Flip-up welding visor features
 - 7.1-square-inch viewing area
 - Dark shade 9-13
 - TIG Rating of 25
 - 4 Arc Sensors
 - Solar-powered welding lens; no need for replaceable batteries
- Complete headtop assembly weighs 0.58 lbs. (265 grams)
- Direct flow into the helmet with new air-manifold system
- User control of airflow direction
 - Fully open-air setting to mitigate fogging
 - Fully closed-air setting to channel airflow to breathing zone
 - Partially closed air setting for taking the sweat out of welding
 - Lightweight, super comfortable 100% FR treated face seal
 - Easy-change face seal
- APF 25

Complete PAPR assembly includes:

- ▷ **Welding shield**
- ▷ **Breathing tube with FR cover**
- ▷ **AirPlus® blower unit**
- ▷ **Lithium-ion battery**
- ▷ **Charger**
- ▷ **FR waist belt**
- ▷ **Flow tester**
- ▷ **HEPA filter**
- ▷ **Pre-filter**
- ▷ **Spark arrestor**
- ▷ **Duffle bag**

Description	Order No.
AIRPLUS®: AIRSHIELD®	AP-AR-SH
AIRSHIELD® ADF FLIP FRONT	AIR-ADFFA
4500V 4/9-13 REPLACEMENT	4500V
PACKAGED 110X90MM COVER PLATE	04-OP
10 PACK 90 X 110 MM BULK	04-OP-10
PACKAGED 2X4 COVER PLATE	03-OP
10 PACK 2X4" COVER PLATE	03-OP-10
2 PK CLEAR VISOR FOR AIRSHIELD®	AIR-CL
AIRPLUS® AIRDUCT ASSEMBLY W HEADGEAR	AP-AIRDUCT-01
AP FACE SEAL FOR AIRSHIELD®	AP-HFS-02
AIRPLUS® HG KIT: KNOBS, SCREWS	AP-HG-K
AIRPLUS® SWEATBAND 2 PACKS	AP-SWB-01

GRINDING AND WELDING PAPR SYSTEMS



VISION® BFFVX PAPR SYSTEM

The ArcOne® PAPR System with Vision® BFFVX welding helmet combines the long battery life from the AirPlus®, with the large viewing area and unparalleled optical clarity of the Vision® BFFVX welding hood. This unit is intended for industrial welding applications where respiratory protection is required. With an APF level of 25, it creates an optimal protective pressure inside the respirator headtop keeping away harmful gases, vapors, particulates, and fumes (dust, steel, manganese, stainless steel, chromium, galvanized steel, cadmium, lead and ozone*). Complies with ANSI Z87.1+ and CAN/CSA Z94.3 for face-shield/eye protection. **NIOSH approved**

Description	Order No.
VISION® Helmet QUICK FACE SEAL	AP-HFS-03
VISION® QUICK FACE SEAL KIT	AP-QCFS-K1
AIRPLUS® FACE SEAL FOR VISION®	AP-HFS-01
AIRPLUS® AIRDUCT ASSEMBLY W HEADGEAR	AP-AIRDUCT-01
BFF FILTER WITH USB CORD	BFFVX
PACKAGED 4X5, 5X4 COVER PLATE	02-OP
10 PACK OF 4X5, 5X4 COVER PLATE	02-OP-10
PACKAGED 110X90MM COVER PLATE	04-OP
10 PACK 90 X 110 MM BULK	04-OP-10
AIRPLUS® HG KIT: KNOBS, SCREWS	AP-HG-K
AIRPLUS® SWEATBAND 2 PACKS	AP-SWB-01

BFFVX LENS SPECIFICATION

- ▷ 17-square-inch viewing area
- ▷ Light state: 3
- ▷ Dark state: 5-13
- ▷ Largest viewing area in its category
- ▷ HD technology
- ▷ Grind mode
- ▷ 2 optical sensors, 1 magnetic sensor
- ▷ Fully solar-powered, with additional USB charger



GRINDING AND WELDING PAPR SYSTEMS



AP1K-V-X81VX



VISION® X81VX PAPR SYSTEM

The ArcOne® PAPR System with Vision® X81VX welding helmet combines the long battery life from the AirPlus®, with the unparalleled optical clarity and sensitivity of the Vision® X81VX welding hood. This unit is intended for industrial welding applications where respiratory protection is required. With an APF level of 25, it creates an optimal protective pressure inside the respirator headtop keeping away harmful gases, vapors, particulates, and fumes (dust, steel, manganese, stainless steel, chromium, galvanized steel, cadmium, lead and ozone*). Complies with ANSI Z87.1+ and CAN/CSA Z94.3 for face-shield/eye protection. **NIOSH approved**

Description	Order No.
VISION® Helmet QUICK FACE SEAL	AP-HFS-03
VISION® QUICK FACE SEAL KIT	AP-QCFS-K1
AIRPLUS® FACE SEAL FOR VISION®	AP-HFS-01
AIRPLUS® AIRDUCT ASSEMBLY W HEADGEAR	AP-AIRDUCT-01
81MM DIGITAL FILTER WITH X-TIG	X81VX
BFF FILTER WITH USB CORD	BFFVX
PACKAGED 4X5, 5X4 COVER PLATE	02-0P
10 PACK OF 4X5, 5X4 COVER PLATE	02-0P-10
PACKAGED 110X90MM COVER PLATE	04-0P
10 PACK 90 X 110 MM BULK	04-0P-10
AIRPLUS® HG KIT: KNOBS, SCREWS	AP-HG-K
AIRPLUS® SWEATBAND 2 PACKS	AP-SWB-01

X81VX LENS SPECIFICATION

- ▷ 12.6-square-inch viewing area
- ▷ Light state: 3
- ▷ Dark state: 5-14
- ▷ HD Technology
- ▷ Grind mode
- ▷ 4 optical sensors
- ▷ 1 magnetic sensor

THE AIRPLUS® SYSTEM



Number	Description	Part Number
1	Face Seal	AIRSHIELD®/AIRSHIELD® FLIP FRONT: AP-HFS-02 VISION® QUICK FACE SEAL: AP-HFS-03 VISION® FACE SEAL: AP-HFS-01
2	Air duct assembly with headgear	AP-AIRDUCT-01
3	Breathing tube & fire retardant cover Fire retardant cover replacement (cover only)	AP-BTC-03 AP-BT3-FR
4	Flame-retardant waistbelt	AP-WBT-01
5	Battery charger with universal plugs	AP-CHG-03
6	Heavy-duty lithium-ion 6-cell battery	AP-BAT-03
7	AirPlus® blower unit	AP-BLW-02
8	HEPA filter (Pack of 4 or 12)	AP-FIL-03-4 (Pack of 4) AP-FIL-03-12 (Pack of 12)
9	Pre-filter (10 pack)	AP-FIL-04-10
10	Spark arrestor (2 pack)	AP-SA-01-2
11	Air flow indicator	AP-AFI-01

STORAGE & CARRY BAGS



RESPIRATOR STORAGE BAGS

Reusable storage bags keep equipment contaminant free. Large (14" x 16") transparent bag with zipper. Made of tough 10 mil. poly to last longer and hold half-mask or full-mask sizes. Cleaning instructions are printed on bag.

Description	Order No.
14"w x 16"h	2000



LARGE DISPOSABLE RESPIRATOR STORAGE BAGS

Single use disposable storage bags with gusset help prevent cross contamination of any personal safety equipment such as respirators or earmuffs. These large bags come with pressure-sensitive seals where cleaning information can be recorded. Packaged with 100 in a reusable storage bag.

Description	Order No.
11"w x 8"d x 21"h	4001-05



EXTRA-LARGE DISPOSABLE RESPIRATOR STORAGE BAGS

Reduce personal safety equipment contamination by using these extra-large single use disposable storage bags. Built with gusset for extra space, these bags are perfect for full masks, half mask, and earmuffs. Pressure sensitive labels allow for cleaning documentation. Packaged with 50 in a reusable storage bag.

Description	Order No.
12"w x 8"d x 28"h	4001-06



RESPIRATOR AND EQUIPMENT CARRY BAGS

Belt mounted for carrying respirators, gloves, goggles, and small tools. Constructed of lightweight nylon reinforced vinyl fabric with hook-and-loop closure to protect equipment from dust and moisture. Available in half-mask and full-mask sizes.

Description	Order No.
Half-Mask Size (7"w x 4"d x 9"h)	2010
Full-Mask Size (9"w x 5"d x 11"h)	2020



FULL-MASK STORAGE BAG

This easy-to-store 16" x 14" bag is made with cotton outer fabric and fleece inside to protect mask. A clear plastic window pocket allows for personal identification. Designed with a drawstring closure, an added locking device feature and special hook which allows you to hang bag when stored. Will fit all full-size mask respirators.

Description	Order No.
16"w x 14"h	2025



DELUXE FULL-MASK STORAGE BAG

This 10" diameter full-mask storage bag features a durable polyester outer shell and fleece inside that protects mask from scratches. Added features include a breathable PVC mesh covering, drawstring closure and carrying strap designed to be used over the shoulder or for hand carry. Zippered inside and outside pockets allow extra storage for lens protectors and accessories. Hook is provided to hang bag when stored and drain hole is at base of bag. Clear plastic window pouch for personal identification. Will accommodate all sizes of full-mask respirators.

Description	Order No.
10" diameter x 12"h	2025-01



DONE RIGHT

KORY NIEMI
SENIOR WELDER

//
**You're only as good
as your last job.
So I need consistent,
efficient tools
to outdo myself.**

//

For as long as he can remember, Kory Niemi's loved working, getting physical and taking pride in his craft. When at the crossroads between attending university or enrolling in trade school, he chose the latter, embarking on what's now become his career and passion: welding massive industrial structures.

"Since my first school project," he says, "I've always wanted to feel great about my work and to know it's the absolute best it can be."

Now a senior welder with 15 years of experience under his belt, Kory's projects are intimidating in size and complexity. His employer manufactures large industrial tanks, stacks, pressure vessels and custom equipment, some pieces weighing up to 244 tons.

"Everything needs to run smoothly, everything needs to flow, and I need tools I can rely on." He describes the long days he spends working at heights and inside tight, uncomfortable spaces, as well as the rigorous inspections his pieces go through; "My work needs to be flawless because it goes through X-rays and tons of testing. If something fails, it delays the whole process and time gets wasted."

Kory attributes his meticulousness and commitment to precision from his family, who taught him at a young age to always do things right. "I want every weld to be perfect and I want every piece to shine," he says, adding that his desire to keep evolving and getting better often keeps him up at night. "Working isn't just something I like doing, it's something I need to do," he emphasizes.

The last and most satisfying part of each job, he says, is watching the piece leave the shop on its way to its final destination. "We have to take the doors off the warehouse to get it out, the police come to guide traffic and hydro teams lift the power lines so it can pass underneath." Once the structure disappears over the horizon, Kory heads back inside, flips down his helmet, and gets to work on his next piece.

His teacher once told him, "You're only as good as your last job" – a philosophy that continues to guide him today. "I want each job to always exceed the last one that I did. That's my drive."

 **WALTER**
Achieve Greatness™



02

HEAD AND FACE PROTECTION

ARCONE®




ArcOne®'s above-the-neck head and face protection solutions make safety accessible to every welder. Our solutions provide superior optical clarity and sensitivity and larger viewing areas to help increase welding quality and productivity without sacrificing safety.



AUTO-DARKENING PROTECTION

WELDING LENS SHADE SELECTION GUIDE

Choose the shade that's right for your welding application. Shade numbers are given as a guide only and may be varied to suit individual needs.

Process	Electrode size in inches (mm)	Arc current (Amperes)	Minimum protective Shade	Suggested shade No. (Comfort)
 Shielded Metal Arc Welding (SMAW)	Less than 3/32 (2.4)	Less than 60	7	—
	3/32–5/32 (2.4–4.0)	60–160	8	10
	5/32–1/4 (4.0–6.4)	160–250	10	12
	More than 1/4 (6.4)	250–550	11	14
 Gas Metal Arc Welding (GMAW) and Flux Cored Arc Welding (FCAW)	Less than 60	Less than 60	60	7
	60–160	60–160	10	11
	160–250	160–250	10	12
	250–500	250–500	10	14
 Gas Tungsten Arc Welding (GTAW)	Less than 50	Less than 50	8	10
	50–150	50–150	8	12
	150–500	150–500	10	14
Air Carbon Arc (Light)		Less than 500	10	12
Cutting (CAC-A) (Heavy)		500–1000	11	14
Plasma Arc Welding (PAW)	Less than 20	Less than 20	6	6 to 8
	20–100	20–100	8	10
	100–400	100–400	10	12
	400–800	400–800	11	14
Plasma Arc Cutting (PAC)	Less than 20	Less than 20	4	4
	20–40	20–40	5	5
	40–60	40–60	6	6
	60–80	60–80	8	8
	80–300	80–300	8	9
	300–400	300–400	9	12
400–800	400–800	10	14	
Torch Brazing (TB)		—	—	3 or 4
Torch Soldering (TS)		—	—	2
Carbon Arc Welding (CAW)		—	—	14

PRO TIP!

As a rule of thumb, start with a shade that is too dark to see the weld zone. Then go to a lighter shade which gives sufficient view of the weld zone without going below the minimum.

The chart above is published in ANSI Z49.1 – "Safety in Welding, Cutting and Allied Processes" on AWS.org

NEW

ARCONE® LENSES OFFER BETTER OPTICAL CLARITY, SO WELDERS CAN SEE COLORS LIKE THEY'VE NEVER SEEN BEFORE.



HD TECHNOLOGY

See color in its truest form with ArcOne®'s new HD Technology. This innovative technology increases the range of visible light when looking through the lens, and while welding. By increasing the range of light, more natural colors can be seen, providing a clearer, more defined view of your work area.

HD Technology allows a wider range of visible light on the color spectrum, versus True Color, which tends to be more on the blue side of the spectrum, showing a slightly blue tint when looking through the lens.

AUTO-DARKENING LENSES

Looking for an upgrade to your existing welding lens?
We've got you covered with the ArcOne® Singles Retro-fit Lens lineup.

- ▷ HD Technology
- ▷ Compatible with most 2 x 4 welding helmets
- ▷ Light shade of 2.5 provides clearer view when not in use
- ▷ Low power solar technology
- ▷ No battery changes. Ever.



SS240



S240-10/11



S240-10

Order No.	Description and dimensions	Light shade	Dark shade	Sensitivity	Grind mode	Delay	Tig rating	Sensors	Viewing area (sq. in.)
SINGLES®									
HIGH-DEFINITION TECHNOLOGY									
S240-8	Singles HD 2x4" (2 x 4 ¼ x .2")	2.5	8	Fixed	N	N	50	2	5.25
S240-9	Singles HD 2x4" (2 x 4 ¼ x .2")	2.5	9	Fixed	N	N	50	2	5.25
S240-10	Singles HD 2x4" (2 x 4 ¼ x .2")	2.5	10	Fixed	N	N	50	2	5.25
S240-11	Singles HD 2x4" (2 x 4 ¼ x .2")	2.5	11	Fixed	N	N	50	2	5.25
S240-12	Singles HD 2x4" (2 x 4 ¼ x .2")	2.5	12	Fixed	N	N	50	2	5.25
S450-9	Singles HD 4x5" (4 ½ x 5 ¼ x .2")	2.5	9	Fixed	N	N	50	2	5.25
S450-10	Singles HD 4x5" (4 ½ x 5 ¼ x .2")	2.5	10	Fixed	N	N	50	2	5.25
S450-11	Singles HD 4x5" (4 ½ x 5 ¼ x .2")	2.5	11	Fixed	N	N	50	2	5.25
S450-12	Singles HD 4x5" (4 ½ x 5 ¼ x .2")	2.5	12	Fixed	N	N	50	2	5.25
S540-9	Singles HD 5x4" (5 ¼ x 4 ½ x .2")	2.5	9	Fixed	N	N	50	2	5.25
S540-10	Singles HD 5x4" (5 ¼ x 4 ½ x .2")	2.5	10	Fixed	N	N	50	2	5.25
S540-11	Singles HD 5x4" (5 ¼ x 4 ½ x .2")	2.5	11	Fixed	N	N	50	2	5.25
S540-12	Singles HD 5x4" (5 ¼ x 4 ½ x .2")	2.5	12	Fixed	N	N	50	2	5.25
SINGLES® DUO									
HIGH-DEFINITION TECHNOLOGY									
S240-10/11	Singles Duo HD 2x4" (2 x 4 ¼ x .25")	2.5	10 & 11	Fixed	Y	N	50	2	5.25
S240-11/12	Singles Duo HD 2x4" (2 x 4 ¼ x .25")	2.5	11 & 12	Fixed	Y	N	50	2	5.25
SUPER SINGLES®									
HIGH-DEFINITION TECHNOLOGY									
SS240	Super Singles HD 2x4" (2 x 4 ¼ x .25")	3	10.5	Dual	Y	Y	25	2	5.25
TRADESMAN									
Entry-level 2 x 4 retrofit auto-darkening welding lens									
T240-10	Tradesman ADF 2x4	3	10	Fixed	N	N	50	2	5.25

AUTO-DARKENING LENSES

Order No.	Description and dimensions	Light Shade	Dark Shade	Sensitivity	Grind Mode	Delay	TIG Rating	Sensors	Viewing Area (sq. in.)
Professional-grade		Entry-level, for welders who occasionally grind. Best options for students!							
1000F	Shade Master® Professional-Grade True Color Technology	4	9-13	Variable	Y	Variable	25	2	6.0
4500V	Shade Master® Professional-Grade True Color Technology	4	9-13	Variable	Y	Variable	25	4	7.1
Digital industrial		Industrial-grade lenses for welders who perform diverse welding work, TIG weld and require clearest vision.							
X54V	5x4" Digital ASIC (5 ¼ x 4 ½ x .244")	4	9-13	Variable	Y	Variable	5	2	7.25
X54Vi	5x4" Digital ASIC HD (5 ¼ x 4 ½ x .267")	4	5-14	Variable	Y	Variable	5	4	7.25
HD digital industrial		Industrial-grade, for welders working on complex and varied projects. ArcOne®'s most premium lens.							
X81VX	Xtreme® Digital ASIC w/ X-TIG - HD 5x4" (5 ¼ x 4 ½ x .295")	3	5-14	Variable	Y	Variable	<5	5	12.6
XTREME®		Industrial-grade lenses for welders who perform different tasks, TIG weld and require a larger viewing area.							
X450V	Xtreme® 4x5" Variable (4 ½ x 5 ¼ x .267")	3	9-12	Variable	Y	Variable	5	4	12.6
BFF®		Industrial-grade; for welders working on complex and varied projects. This lens has the largest viewing area in its category.							
BFFVX	BFF® HD Lens with X-TIG (5 ¼ x 4 ½ x .374")	3	5-13	Variable	Y	2 delay settings: Delay 0.1 and 2 sec.	5	3	17

Order No.	Description and dimensions	Light shade	Dark shade	Sensitivity	Grind mode	Delay	Tig rating	Sensors	Viewing area
SHADE MASTER®		Professional European-model lens, smaller and lighter format							
5500V	Shade Master® ASIC - 110x90mm	4	5-14	8 Settings	Y	8 Settings	5	2	7.25
7500VX	"Shade Master® ASIC w/ X-TIG & HD - 110x90mm"	3	5-14	8 Settings	Y	8 Settings	<5	3	9.3



SEE COLOR IN ITS TRUEST FORM WITH ARCONE®'S HD TECHNOLOGY.

This innovative technology increases the range of visible light when looking through the lens, and while welding. By increasing the range of light, more natural colors can be seen, providing a clearer, more defined view of your work area.



REDUCE DOWNTIME SPENT SCRAPING SPATTER & REPLACING WELDING NOZZLES



WALTER'S 5X LONGER-LASTING CERAMIC-COATED NOZZLES
WILL **REDUCE YOUR OPERATION COSTS!**

See page 39 for all available models

WELDING HELMET SERIES

Every welder is different. That's why we offer a wide selection of lens options, all specifically designed to help you optimize your welding productivity.

HAWK® WELDING HELMET SERIES

The Hawk® provides excellent head, neck and ear coverage.

▷ Can be retrofit with any ArcOne® Singles Lens



SATISFACTION GUARANTEED!

3-year warranty on all ArcOne® Auto-Darkening lenses.

CARRERA™ WELDING HELMET SERIES

The Carrera™ ArcOne® helmet is ultra-light, and has a sleek, modern wider-fit design.

▷ Built with many features from the premium welding hoods, but designed with budget in mind

▷ Wider fit can accommodate half-mask respirators



Order No.	H-0300	S240-10-0300	S240-10/11-0300 S240-11/12-0300	SS240-0300	1000F-0100	4500V-0100
Best for:	Passive lens for the occasional welder, DIY	Entry-level for the occasional welder, students, DIY			Entry-level for the occasional welder, students, DIY	
Viewing Area	8.5 sq. in	5.25 sq. in	5.25 sq. in	5.25 sq. in	6 sq. in	7.1 sq. in
HD Technology						
Light Shade		2.5	2.5	2.5	4	4
Dark Shade	10	10	10-11 11-12	10	9-13	9-13
Variable Sensitivity				✓	✓	✓
Variable Delay				✓	✓	✓
X-TIG®						
Cut & Grind Mode			✓	✓	✓	✓
TIG Rating		50 amps	50 amps	25 amps	25 amps	25 amps
Arc Sensors	n/a	2	2	2	2	4
Digital						
Solar powered		✓	✓	✓	✓	✓

Viewing Area: The total area through which the user can see. Larger viewing areas tend to be preferable for welding in different positions or all-day use because they increase peripheral vision.

HD Technology: This innovative technology increases the range of visible light seen through the lens providing a clearer, more defined view of the work area.

Light State: The shade when the welding filter is not welding. The lighter the light state, the better the welder can see his/her work area.

Dark State: The range of shades that determine how dark the filter will get when the arc is struck. Required darkness depends on the welding application.

Variable Sensitivity: Welding lens feature that allows the user to set the sensitivity of the sensors. High sensitivity is required for low-light or low amperage applications; Low Sensitivity is ideal for intense light- or high-amperage applications.

Variable Delay: Lens feature that allows the welder to set the number of seconds it takes the lens to switch back to its light shade after the weld is complete.

VISION[®] WELDING HELMET SERIES

The Vision[®] helmet is light, slim and will fit into tight areas, all while offering optimal face, ear and neck coverage.

- ▷ **Best-in-class optical clarity and sensitivity**
- ▷ **Patented cover plate quick-change system**
- ▷ **Dust and water resistance**
- ▷ **Meet ANSI and CSA standards**

ORBIT[™] WELDING HELMET

Three high-definition auto-darkening lenses provide optimal peripheral vision

- ▷ **24-square-inch viewing area thanks to 3 lenses that improve peripheral view of surroundings**
- ▷ **Wider-fit design made for comfortable welding**



Order No.	V-1500	1000F-1500	4500V-1500	X54V-1500	X54VI-1500	X81VX-1500	BFFVX-1500	BFFVX3-1800
Best for:	Passive lens for the occasional welder, DIY	Entry-level for the occasional welder, students, DIY		Professional for the everyday welder		Industrial for the everyday welder working on different types of complex projects		Industrial-grade; for welders needing great peripheral vision
Viewing Area	25.5 sq. in	6 sq. in.	7.1 sq. in.	7.25 sq. in.	7.25 sq. in.	12.6 sq. in	17 sq. in	24 sq. in. (17.05 main, 2 x 3.5 sq. in ADF side-lenses)
HD Technology								
Light Shade		4	4	4	4	3	3	3
Dark Shade	10	9-13	9-13	9-13	5-14	5-14	5-13	5-13
Variable Sensitivity		✓	✓	✓	✓	✓	✓	✓
Variable Delay		✓	✓	✓	✓	✓	✓	✓
X-TIG [®]						✓	✓	✓
Cut & Grind Mode		✓	✓	✓	✓	✓	✓	✓
TIG Rating		25 amps	25 amps	5 amps	5 amps	< 5 amps	5 amps	< 5 amps
Arc Sensors	n/a	2	4	2	4	5	3	3
Digital				✓	✓	✓		✓
Solar powered		✓	✓	✓	✓	✓	Solar/USB rechargeable battery	Solar/USB rechargeable battery

X TIG[®]: A mode designed for welding in an environment with obstructed views. Sensors are triggered by the electromagnetic field created when welding.

Cut & Grind Mode: Ideal if you frequently switch between welding, cutting, or grinding.

Tig Rating: The minimum light or amperage for which the auto-darkening lens will activate.

Arc Sensors: An increased number of arc sensors makes the lens more sensitive and provides better lens response.

Digital: Whether or not the auto-darkening lens has a digital display.

Solar Powered: Whether or not the lens has a solar battery. ArcOne[®]'s Vision[®] BFFVX hood can last up to 6 months on a single charge.

ARCONE®**HAWK® WELDING HELMET SERIES**

The Hawk® is perfect for general welding applications. It is one of the lightest helmets, comfortable for all-day use. The Hawk® provides excellent head, neck, and ear coverage.

HAWK® BENEFITS

- ▷ 2x4" viewing area
- ▷ 03-OP outside and inside cover plate
- ▷ 04-HG replacement headgear
- ▷ Can be retrofit with any ArcOne® Singles lens
- ▷ HD Technology
- ▷ Good face, ear and neck face coverage
- ▷ Lightweight hood
- ▷ Wide fit, can be worn with glasses underneath

ALL HAWK® HOODS INCLUDE

On all auto-darkening lenses



HD Technology



Solar-powered

Order No.	S240-10-0300	S240-10/11-0300	S240-11/12-0300	SS240-0300
Viewing Area	5.25 sq. in	5.25 sq. in	5.25 sq. in	5.25 sq. in
HD Technology				
Light Shade	2.5	2.5	2.5	2.5
Dark Shade	10	10-11	11-12	10
Variable Sensitivity	Fixed Sensitivity	Fixed Sensitivity	Fixed Sensitivity	Dual Sensitivity
Variable Delay				✓
Cut & Grind Mode		✓	✓	✓
TIG Rating	50 amps	50 amps	50 amps	25 amps
Arc Sensors	2	2	2	2
Solar powered	✓	✓	✓	✓
Inside and Outside Cover Plate	03-OP	03-OP	03-OP	03-OP

For full accessories listing, please see page 578

CARRERA™ WELDING HELMET SERIES



0100



0110



0141



0171

CARRERA™ BENEFITS

- ▷ Unparalleled optical clarity and sensitivity reduces eye strain
- ▷ True Color Technology broadens viewable color range for better view of the weld pool
- ▷ Lightweight shell for all-day comfort
- ▷ Wider fit can accommodate an elastomeric half-mask underneath
- ▷ Solar-powered means no battery changes. Ever.

Available with different decal versions!



ALL CARRERA™ HOODS INCLUDE



On all auto-darkening lenses



Best-in-class optical clarity and sensitivity



Wide Dark Shade Range



Grind mode



Solar-powered



True Color Technology

	1000F-0100	4500V-0100
Best for:	Budget-friendly for welders who occasionally grind.	For welders who occasionally grind and appreciate a larger viewing area.
Viewing Area	6 sq. in.	7.1 sq. in
Light Shade	4	4
Dark Shade Range	9-13	9-13
Variable Sensitivity	✓	✓
Variable Delay	✓	✓
Grind Mode	✓	✓
TIG Rating	25 amps	25 amps
Arc Sensors	2	4
Solar-Powered	✓	✓
Outside Cover Plate	04-OP	04-OP
Inside Cover Plate	03-OP	03-OP

For full accessories listing, please see page 578

VISION® WELDING HELMET SERIES



1500



1523



1555



1579

VISION BFFVX BENEFITS

- ▷ 17.05-square-inch viewing area improves weld pool vision as well as peripheral view of surroundings
- ▷ Unparalleled optical clarity and sensitivity
- ▷ X-TIG mode for welding when views are obstructed
- ▷ Slim fit design made for welding in tight areas
- ▷ Solar powered means no battery changes. Ever.
- ▷ USB charger for on-the-go charging
- ▷ Patented cover-plate quick-change system

LARGEST VIEWING AREA



ALL VISION® HOODS INCLUDE



Best-in-class optical clarity and sensitivity



Wide Dark Shade Range



HD Technology



Patented cover-plate Quick Release system



Solar-powered



On all auto-darkening lenses



16-HG

NEW!
Vision® helmet improved headgear!

INCREASED COMFORT FOR THE WELDER

ArcOne®'s new and improved headgear includes a comfort gel pad specially designed for all-day wear.

For BFFVX and X81VX only

	X54V-1500	X54VI-1500	X81VX-1500	BFFVX-1500
Best for:	Professional-grade; for welders who TIG weld and like clear vision	Professional-grade; budget friendly for welders who perform wide range of tasks and like clear vision	Industrial-grade; for welders working of complex varied projects. This is ArcOne®'s most premium hood.	Industrial-grade; for welders working of complex varied projects requiring good vision.
Viewing Area	7.25 sq. in.	7.25 sq. in.	12.6 sq. in.	17.05 sq. in.
HD Technology				
Light Shade	4	4	3	3
Dark Shade	9-13	5-14	5-14	5-13
Variable Sensitivity	✓	✓	✓	✓
Variable Delay	✓	✓	✓	
X-TIG®			✓	✓
Grind Mode	✓	✓	✓	✓
TIG Rating	5 amps	5 amps	< 5 amps	5 amps
Arc Sensors	2	4	5	3
Digital	✓	✓	✓	
Solar powered	✓	✓	✓	✓ (Also includes USB charger)
Outside Cover Plate	02-OP	02-OP	02-OP	02-OP
Inside Cover Plate	08-IP	08-IP	04-OP	02-OP

For full accessories listing, please see page 578

ORBIT™ WELDING HELMET



Three high-definition auto-darkening lenses provide optimal peripheral vision

ORBIT™ BFFVX3 BENEFITS

- ▷ 24-square-inch viewing area thanks to 3 lenses that improve peripheral view of surroundings
- ▷ External controls for shade adjustment and grind mode
- ▷ Unparalleled optical clarity and sensitivity
- ▷ X-TIG mode for welding when views are obstructed
- ▷ Wider-fit design made for comfortable welding
- ▷ Solar-powered
- ▷ USB charger included for on-the-go back-up charging

ORBIT™ HOODS INCLUDE



On all auto-darkening lenses



Best-in-class optical clarity and sensitivity



Wide Dark Shade Range



HD Technology



Grind mode



Solar-powered

Order No.	BFFVX3-1800
Best for:	Industrial-grade; for welders needing great peripheral vision
Viewing Area	24 sq. in.
HD Technology	✓
Light Shade	3
Dark Shade Range	5-13
Side Windows Dark Shade	6
Variable Sensitivity	✓ external controls
Variable Delay	0.1 to 2 seconds
X-TIG	✓
Grind Mode	✓ external controls
TIG Rating	< 5 amps
Arc Sensors	3
Digital	✓
Solar-Powered	✓
Outside Cover Plate	10-OP
Inside Main Cover Plate	02-OP
Inside Side Cover Plates	11-IP

For full accessories listing, please see page 578



INCLUDES RACHET HEADGEAR WITH INTEGRATED GEL PAD FOR ADDED COMFORT

ACCESSORIES

ArcOne®'s standard-size cover plates are lightweight and can be used in most standard-sized welding helmets.

Can also be used with other manufacturer's helmets.

INSIDE AND OUTSIDE COVER PLATES

Order No.	Order No for pack of 10	Description	Compatible lens	Compatible Helmets*
02-OP	02-OP-10	For inside and outside	S450, S540, X450V	Vision® Series
02-OP	02-OP-10	For outside	X54V, X54Vi	Vision® Series
03-OP	03-OP-10	For inside and outside	S240, S240-10/11, S240-11/12, SS240	Hawk® Series
04-OP	04-OP-10	For inside	X81VX	Vision® Series
04-OP	04-OP-10	For outside	1000F, 4500V	Carrera™ Series
08-IP		For inside	X54V, X54Vi	Vision® Series
10-OP		For outside	BFFVX3	Orbit™ Series
02-OP		For inside main lens	BFFVX3	Orbit™ Series
11-IP		For inside side lenses	BFFVX3	Orbit™ Series

*Cover plates can be used with any standard-size welding helmet.



02-OP

INSIDE COVER PLATE SHADE UPGRADES

Order No.	Description
03IP-1	Passive Shade 1 Upgrade for 2 x 4" helmets
03IP-2	Passive Shade 2 Upgrade for 2 x 4" helmets
02IP-1	Passive Shade 1 Upgrade for 4 x 5" and 5 x 4" helmets
02IP-2	Passive Shade 2 Upgrade for 4 x 5" and 5 x 4" helmets
04IP-1	Passive Shade 1 Upgrade for Carrera™ ArcOne® 90 x 110 mm helmets (04-OP-1)
04IP-2	Passive Shade 2 Upgrade for Carrera™ ArcOne® 90 x 110 mm helmets (04-OP-2)

ArcOne® headgears and sweat bands can be retrofit into any ArcOne® welding helmet to get you the perfect, customized fit.



03-HGSB AND 06-HGSB-2

HEADGEARS AND SWEATBANDS


Order No.	Description
03-HGSB	FatBoy® Ultra-absorbent sweatband
04-HG	Economical ratchet headgear with cloth sweatband
04-HGSB-5	Lightweight felt sweatbands (5-Pack)
06-HG	ComfaGear® ratchet headgear with deluxe sweatband
06-HGSB-2	Deluxe sweatbands (2-Pack)
07-HGSB	Single rear felt sweatband
15-HG	ComfaGear® ratchet headgear with deluxe sweatband and large knobs
16-HG	Vision® headgear ratchet with added gel pad for added comfort
16-HGGP	Replacement gel pad for 16-HG



16-HG

ARCONE® DIOPTER/CHEATER LENSES

- ▷ *The Standard Magnifying Lens is perfect for helmets like the Vision® that have a built-in mag lens holder*
- ▷ *The Universal Magnifying Lens replaces your 2 x 4" rear cover plate, ideal with our Carrera™ ArcOne® welding helmet, or with the mounts for any manufacturer's 5 x 4" or 4 x 5" welding helmets*



UML-300

STANDARD MAGNIFYING LENS

(Mag lens holder required)

Order No.	Description
VML-100	1.00 Strength
VML-150	1.50 Strength
VML-200	2.00 Strength
VML-250	2.50 Strength

UNIVERSAL MAGNIFYING LENS

(Fits all manufacturer's mount helmets, kit is included)

Order No.	Description
UML-100	1.00 Strength
UML-150	1.50 Strength
UML-200	2.00 Strength
UML-250	2.50 Strength
UML-300	3.00 Strength



ARCONE VISION® REPLACEMENT PARTS

Lens Model	Inside Cover Plates				Outside Cover Plate	Headgear				Sweatband			
	02-OP	04-OP	08-IP	02-IP-AF (Optional)		02-OP	04-HG	06-HG	15-HG	16-HG	04-HGSB-5	06-HGSB-2	07-HGSB
BFFVX	✓			✓	✓					✓	✓		✓
X81VX		✓		✓						✓	✓		✓
X54V			✓	✓	✓		✓	✓			✓	✓	
X54VI			✓	✓	✓		✓	✓			✓	✓	
Passive				†	✓	✓				✓			

ARCONE® VISION® 911 REPLACEMENT PARTS

Lens type	Inside Cover Plate	Outside Cover Plate	Headgear	Sweatband
	03-OP	04-OP	04-HG	04-HGSB-5
ADF	✓	✓	✓	✓
Passive		✓	✓	✓

ARCONE® HAWK® REPLACEMENT PARTS

Lens type	Inside Cover Plate	Outside Cover Plate	Headgear	Sweatband
	03-OP	03-OP	04-HG	04-HGSB-5
ADF	✓	✓	✓	✓
Passive		✓	✓	✓

ARCONE® CARRERA™ REPLACEMENT PARTS

Lens type	Inside Cover Plate	Outside Cover Plate	Headgear	Sweatband	Center Section	Thumbscrew
	03-OP	04-OP	04-HG	04-HGSB-5	CAR-CS	CAR-SCR
ADF	✓	✓	✓	✓	✓	✓
Passive		✓	✓	✓	✓	✓

WALTER ORBIT™ REPLACEMENT PARTS

Lens Model	Inside Cover Plates		Outside Cover Plate	Headgear	Sweatband	
	11-IP (2 pack for side lenses)	02-OP (center lens)			10-OP	16-HG
BFFVX3	✓	✓	✓	✓	✓	✓

WELDING ACCESSORIES



BAG-CANVAS-01



Order No.	Description
CG-01	Leather chin guard, flexible, protects chin and neck. One size fits all ArcOne® Helmets & most other Welding Helmets.
BAG-CANVAS-01	Canvas tool bag
CA-CAC-02	Polyester/Canvas duffel bag
BAG-HELMET-01	Nylon drawstring bag



BAG-HELMET-01



CA-CAC-02



CG-01
Helmet sold separately

BROWGUARDS & VISORS

- ▷ All models provide full face and eye protection against sparks, spatter, small particles, and non-hazardous liquids.
- ▷ Made for most work applications including grinding, cutting, brazing, and machining.
- ▷ Browguards offer a sleek, wrap around design that can be worn comfortably with impact resistant safety glasses
- ▷ Meet CSA Z94.3 standards



	Cutting & Grinding					Brazing and plasma cutting		
Order No.	BG-FL	BG-1*	BG1-2CL*	BG2-2CL	BG4-K	BG-FF-5	BG-FF-8	
Application	Entry-level, basic protection	Professional and industrial cutting & grinding		Industrial cutting & grinding, best face protection. Includes a chin guard (for BG4-K only).		Cutting & brazing	Plasma cutting	
Dimensions	8 x 15 ½ x 0.04 in	16 x 8 x 0.06 in	16 x 9 x 0.06 in	16 x 9 x 0.06 in	16 x 9 x 0.06 in	16 x 9 x 0.06 in	16 x 9 x 0.06 in	
Material	P.E.T.G.	Injection-moulded Polycarbonate					Injection-moulded Polycarbonate	
Crown Size	3 in	3 in	3 in	4 in	3 in	4 in	4 in	
Headgear Material	HDPE	Nylon	Nylon	Nylon	Nylon	Nylon	Nylon	
Ratchet Suspension	✓	✓	✓	✓	✓	✓	✓	

* CSA approved.

DIMENSIONS

Larger visor dimensions provide more protection for ears, face and neck.

MATERIALS

Visor material; visors made from injection-moulded polycarbonate provide, better protection, longer life and are more resistant to scratching.

CROWN SIZE

Larger crown sizes provide more head protection.

HEADGEAR MATERIAL

Nylon provides longer life than HDPE.

BROWGUARDS & VISORS

AIRSHIELD®

Order No.	Description
AIR-SH	Airshield® High-Impact Grinding Visor (7" x 5.4" x .040")
AIR-HEL	Airshield® Replacement Shell
AIR-CL	Airshield® Visor (8.75" x 5.5" x .040") (2-Pack)
AIR-WHA-04	Adapter to attach ArcOne® welding helmet to Airshield® using 04-HG
AIR-WHA-10	Adapter to attach ArcOne® welding helmet to Airshield® using 15-HG
SUHHA-03	Hard hat Adapter, Slotted for V-Crown Hard hats



* does not meet CSA AIR-SH AIRSHIELD®

VISORS

ArcOne® visors provide the protection you need.

Visors are molded from strong polycarbonate (injection-moulded), not thin materials or materials that yellow over time. Visors are available in two different styles, a more traditional square-fit (168CL-PC) or a more rounded-fit for additional protection (2CL-PC). Visors come in clear, dark green, IR3 and IR5 shades. The 168 and 02 visors are CSA approved when used in combination with our BG1 Browguard. ArcOne® cost-performance durable visors fit most manufacturer browguards.

	Order No.	Size	Description
	2CL-PC	16" x 9" x .060"	Clear (each)
Rounded design Polycarbonate Injection-moulded	2CL-PC-50	16" x 9" x .060"	Clear, 50-Pack
	2DGN-PC	16" x 9" x .060"	Dark Green (each)
	2DGN-PC-50	16" x 9" x .060"	Dark Green, 50-Pack
Chin guard	FS-CH	N/A	Clear Polycarbonate chin guard for 2CL Visor
	168CL-PC	16" x 8" x .060"	Clear (each)
	168CL-PC-50	16" x 8" x .060"	Clear, 50-Pack
	168DG-PC	16" x 8" x .060"	Dark Green (each)
Square design polycarbonate Injection-moulded	168DG-PC-50	16" x 8" x .060"	Dark Green, 50-Pack
	168IR3-PC	16" x 8" x .060"	IR3 (each)
	168IR3-PC-50	16" x 8" x .060"	IR3, 50-Pack
	168IR5-PC	16" x 8" x .060"	IR5 (each)
	168IR5-PC-50	16" x 8" x .060"	IR5, 50-Pack
	1910CL-PE-10	19" x 9.75" x .040"	Clear visor, 10-pack
PETG - Flat stock	1910DG-PE-10	19" x 9.75" x .040"	Dark Green visor, 10-pack
	1910IR5-PE-10	19" x 9.75" x .040"	IR5 visor, 10-pack
	FLV-0815040-10	8" x 15.5" x .040"	Clear FL visor, 10-Pack
PETG	FLV-0815040-100	8" x 15.5" x .040"	Clear FL visor, 100-Box
	FLV-0815060-10	8" x 15.5" x .060"	Clear FL visor, 10-Pack
	FLV-0815060-100	8" x 15.5" x .060"	Clear FL visor, 100-Box



2CL-PC CLEAR VISOR



168IR5-PC IR5 VISOR



1910DG-PE DARK GREEN PETG



FVL-0815060-10 CLEAR FL VISOR

HARD HATS

Our slotted hard hat is made from polyethylene and is offered with ratchet headgear.



White V-Crown Hard hat w/ Vision® helmet and SUHHA-02 adapter

Available V-CROWN Combinations:

- ▷ **Welding Helmet**
- ▷ **Visor with FSHHA-01 Adapter**

SMOOTH DOME

Type 1

Sleek and modern style is ideal for welding applications and attachments. Rain trough and slotted design high-density polyethylene shell to accommodate all the latest accessories such as hearing protection, face shields, forestry kits or welding protection. Ratchet adjustment to properly fit all head sizes large or small. Attachment points for chin straps. HH-T1 CSA Type 1 Class E and ANSI Type I Class E.



Order No.	Description	Color
HH-T1-OR	Safety hard hat Type 1	Orange
HH-T1-WR	Safety hard hat Type 1	White
HH-T1-YR	Safety hard hat Type 1	Yellow

V-CROWN

Type 2

Hard hat with HDPE shell with rain trough, foam liner, 4-point nylon suspension, ratchet adjustment and 4 anchor points for chin strap. Foam liner to offer added lateral front, side and back protection. HH-T2 CSA Type 2 Class E and ANSI Type II Class E.



Order No.	Description	Color
HH-T2-OR	Safety hard hat Type 2	Orange
HH-T2-WR	Safety hard hat Type 2	White
HH-T2-YR	Safety hard hat Type 2	Yellow

HARD HAT ADAPTERS

Order No.	Description
SUHHA-02	Hard hat adapter for welding helmet ArcOne®, MSA, North, Honeywell, Dynamic, and more
SUHHA-03	Hard hat adapter for welding helmet - Slotted for ArcOne® HH-VC series only
UHHA-01	Universal hard hat adapter (for non-slotted hard hats)
FSHHA-01	Universal hard hat adapter for visor
FSHHA-02	Hard hat slotted adapter for visor
FSHHA-03	Fibre-metal hard hat adapter for welding helmet



FSHHA-01 (168 Visor & HH not included)



03

ERGONOMICS



APPROX. SIZE
CM 20x20
INCHES 8x8

CAUTION: Avoid prolonged contact with skin. This product develops sufficient heat to cause burns if a large mass, such as a cast of a hand or a sleeve, is in contact with skin.

KEEP OUT OF REACH OF CHILDREN
DO NOT TAKE INTERNALLY
STORE IN COOL DRY AREA

Allegro's extensive line of ergonomic solutions was designed to improve comfort and worker safety to help keep fabricators productive. These products combine high-quality materials and design engineering for long-lasting all-day wear.

KNEE PADS

Allegro knee pads are designed with superior comfort and support in mind. No matter the job at hand, our knee pads feature lightweight yet strong construction to keep you comfortable so you can focus on the work.

MAXKNEE



MAXKNEE

For rough abrasive surfaces
Perfect for kneeling on rough abrasive surfaces, MaxKnee is excellent for any application that demands maximum performance. It is designed with a hard poly cap that resists abrasion and works with an extra-long pad for optimum comfort. Available with two comfortable, fully adjustable elastic straps connecting with hook-and-loop closures. Available in navy.

Order No. 7102



GEL MAXKNEE

For maximum comfort for all-day wear

Hard poly-cap design features a silica gel insert pad for maximum comfort that cushions and protects the knee cap. Two fully adjustable elastic straps with hook-and-loop closure offer comfort and stability. Blue pad with clear knee cap.

Order No. 7102-GEL



QUICKMAX

Quick-release buckle eliminates readjustments
MAXKNEE is also available with a durable quick-release buckle that eliminates the need to re-adjust the straps.

Order No. 7102-Q

FLEXKNEE



FLEXKNEE

For long-lasting wear
Designed with lightweight pads capped by large abrasion-resistant rubber caps for long-lasting wear. The wrap around rubber cap design allows maximum flexibility while maintaining a secure fit. Excellent for non-slip, hard surface work environments. Designed with hook-and-loop closures.

Order No. 7103



BLACK FLEXKNEE

For maximum flexibility while maintaining stability
The favored pad of government and municipal workers, the Black FlexKnee offers the same features as our popular FlexKnee, including hook-and-loop straps.

Order No. 7103-02



GEL FLEXKNEE

For maximum comfort against hours of kneeling

Designed with a large abrasion-resistant poly cap, the silica gel cushion inserts and protects the knee cap by dispersing pressure that can build from hours of kneeling. 1 1/2" nylon reinforced elastic dual straps and hook-and-loop closures offer durability and stability, not to mention comfort and flexibility.

Order No. 7103-GEL



QUICKFLEX

FlexKnee is also available with a durable quick-release buckle that eliminates the need for readjusting the straps.

Order No. 7103-Q



ULTRA FLEXKNEE

Designed with extended knee protection to limit falling debris. Ultra-durable, flexible, and lightweight, our Ultra FlexKnee provides maximum comfort for any wearer's knee. The flexible eco-friendly PVC material is ribbed across the kneeling surface for non-slip stability. It is designed with inner foam rubber for greater comfort and water resistance. Unique, easy-to-adjust rubber straps help to offer a comfortable, custom fit.

Description	Order No.
Ultra FlexKnee	6987
Replacement straps 4/pkg.	6988-04



ECONOMY NON-MARKING FLEXKNEE

For delicate floor protection. Protect delicate flooring with our non-marking rubber FlexKnee. Extra-long ribbed cap provides workers with additional working surface and prevents slipping and sliding. Elastic straps with hook-and-loop closure ensures a snug fit.

Order No. 7103-04



NON-MARKING FLEXKNEE

For delicate floor protection. A non-marking polyurethane cap is featured on our FlexKnee to allow workers to move around the work area without marking or damaging a delicate surface such as tiling. Hook-and-loop straps allow for a custom fit and make donning quick and easy.

Order No. 7103-01

SOFTKNEE



ULTRA GEL FLEXKNEE

Designed with extended knee protection to limit falling debris. This knee pad is ultra-durable, flexible, and comfortable for all-day use, day after day. The lightweight poly material is ribbed across the knee for easy flexing while providing maximum comfort above the knee. The kneeling surface is designed to hold its contoured shape and is constructed with a silica gel pad insert which cushions the kneecap allowing maximum protection and comfort. Unique and easy-to-adjust rubber straps offer a comfortable, custom fit.

Description	Order No.
Ultra Gel Flex Knee	6987-GEL
Replacement straps 4/pkg.	6988-04




SOFTKNEE

Designed for convenience in non-abrasive environments.

A tough blend of cloth and EVA foam make these knee pads extra comfortable, and easy-to-wear in non-abrasive environments. These lightweight yet durable knee pads can be worn over or under pants as they slip on and off quickly without straps or buckle attachments.

Order No. 7105



DELUXE SOFTKNEE

Ultra-comfortable, with work surface protection.

An extra-wide foam pad makes this knee pad the most comfortable in the industry. Designed with a tough water-resistant cover and no kneecaps, it is perfect for jobs where protecting the work surface is a primary concern. 1 1/2" elastic straps are adjustable and are equipped with hook-and-loop closures.

Order No. 6998

Best for welding



LEATHER KNEE PAD

For welding and concrete work
 This knee pad features tough abrasion-resistant leather for maximum protection and a soft cushion back for increased comfort. Elastic straps with hook-and-loop closures ensure a secure fit. Because of its resistance to heat and fire, this pad is ideal for welding and construction applications.

Order No. 6991



WELDING KNEE PAD

Designed for welding applications

Tough heat-resistant leather that wraps over the top and down the back of the pad offers maximum protection from flying sparks. It features soft cushioning to ensure comfort, elastic straps that maintain a secure fit with the convenient quick-release buckle, and a non-marking poly cap that increases protection. Because of its resistance to heat, this knee pad is ideal for welding or any construction application such as concrete or flooring work.

Order No. 6991-01Q



STANDARD KNEE PAD

For wet, damp areas

One-piece molded rubber construction offers greater comfort at a low cost. Its surface grid provides skid resistance even in wet areas and superior protection on hard surfaces such as home and garden use. It also features adjustable hook-and-loop straps that ensure a secure fit.

Order No. 7101



CONTOUR KNEE PADS



ECONOMY CONTOUR KNEE PAD

Non-slip design

Lightweight and low-profile, our 1/2" outer foam rubber design allows for greater comfort with flexible spring back memory. These pads are lined for extra absorption and the ribbed kneeling surface helps to minimize slippage. The 1 1/2" hook-and-loop straps add stability and adjust for a custom fit.

Order No. 7100-02



CONTOUR KNEE PAD

Designed for masonry work

This soft 1/2" foam rubber pad is contoured to the shape of the knee. It's designed to allow easy side-to-side movement on hard surfaces and can be used in wet environments. The contoured shape allows the 1 1/2" hook-and-loop straps to be worn more loosely for greater comfort. Perfect for laying brick and other masonry work.

Order No. 7100





GEL KNEE

Designed for abrasion-resistant applications and all-day wear

This neoprene knee pad features a soft, flexible, and abrasion-resistant riveted poly cap for added durability, and a silica gel pad insert for maximum comfort. A 2"-wide strap features a hook-and-loop closure that ensures a snug fit.

Order No. 6986-GEL



DELUXE QUICKFLEX

Designed to provide the most all-around protection. Offering the most protection available, our Deluxe QuickFlex is a completely unique knee pad. The large, 3/4" thick pad has a hinge design that provides protection and ease of movement above and below the cap, and a wrap-around design for greater side protection. The large poly cap is molded to conform to the shape of the knee for maximum protection. The double strap system uses 1 1/2" straps with deluxe quick-release buckles, and allows for easy adjustment and a snug fit while ensuring greater stability.

Order No. 6990



DELUXE COMFORT KNEE

For delicate floor protection

Maximum support, comfort, and protection are provided by EVA foam, inner PVC pads, and a neoprene back with breathing holes. The nylon material will not mark delicate flooring, while the neoprene straps are comfortable, and the hook-and-loop closures allow for an easy, adjustable fit.

Order No. 6985



VALUE PLUS KNEE PAD

Designed for resistance to oily environments

The most cost-effective knee pad in dirty, dusty environments. Comes with two fully adjustable straps with hook-and-loop closure for a custom fit. The poly cap is stitched on for greater strength and won't allow particles underneath to cause discomfort. Tough polyester fabric exterior protects a high-density lightweight foam core, and the long pad provides extra comfort.

Order No. 6999

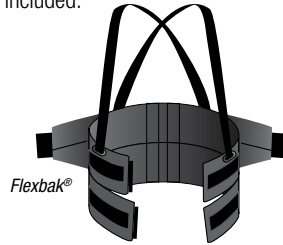
BACK SUPPORT

We offer an impressive line of ergonomic products including our top-of-the-line patented Flexbak® featuring a unique three-part support system providing a custom fit and unrivaled lumbar support. Our deluxe Spanbak offers dual side closure providing abdominal support and comfort.

FLEXBAK®

The most versatile back brace in the industry Flexbak® helps reduce back stress and strain with a design so unique it's patented. Its three-part support is the key to a system that provides maximum back support with ease of movement. Because no two bodies are exactly the same, this 9" medical-style truss uses two internal support panels above and below the waist surrounded by an elastic third panel. These combine to produce maximum bracing without pinching or riding up. Available in four sizes. Suspenders included.

Size	Waist	Order No.
Small	26" to 36"	7115-01
Medium	36" to 48"	7115-02
Large	48" to 58"	7115-03
X Large	58" to 68"	7115-04



SPANBAK

Detachable suspenders for added convenience Spanbak features a two-part closing design in breathable spandex backed with rubber grip webbing to help prevent ride-up. Polyethylene plastic stays provide support and strength. This easy care, washable belt is 8" wide and available in five sizes (S through XXL) in black. Includes detachable suspenders.

Size	Waist	Order No.
Small	33" to 36"	7190-01
Medium	37" to 40"	7190-02
Large	41" to 44"	7190-03
X Large	45" to 48"	7190-04
XX Large	49" to 54"	7190-05

DELUXE SPANBAK

Enhanced closure design with detachable suspenders The high-quality, lightweight back support you have been waiting for! Features a two-part closure designed of breathable, heavy-duty spandex-style material. Four polyethylene plastic stays are lined with rubber anti-ride-up grippers. Wide elastic, removable suspenders are fully adjustable. The full 9" width and five sizes provide comfort and fit of the highest quality.

Size	Waist	Order No.
Small	32" to 36"	7195-01
Medium	36" to 40"	7195-02
Large	40" to 44"	7195-03
X Large	44" to 48"	7195-04
XX Large	48" to 54"	7195-05

BODYBELT

Widest back support with detachable suspenders The Bodybelt offers a serious 9" wide back support with two-part closure. The medical-style elastic back and non-elastic side panels include polyethylene plastic stays with gripping material to eliminate ride-up. It features removable, fully adjustable suspenders and is available in black in four sizes.

Size	Waist	Order No.
Small	26" to 36"	7160-01
Medium	36" to 48"	7160-02
Large	48" to 58"	7160-03
X Large	58" to 68"	7160-04



ALL FIT BACK SUPPORT

Widest belt design with added breathability

High-performance 9 1/2" wide belt design offers full support and fit for most wearers from small to large. Comfortable neoprene pad fits center of back over spine. Breathable Spandex, vented V-pulls and front padded cushions all allow added comfort. 4 polyethylene plastic stays mean greater fit. Comes in reusable zipper storage bag.

Size	Waist	Order No.
Small - Large	26" to 48"	7170



ECONOMY BELT

Elastic back panel for increased comfort

This economical support is designed with an 8" elastic back panel, positive hook-and-loop material front panels and 3" wide elastic V-shaped side pulls. Includes wide detachable elastic suspenders. Available in black, in four sizes.

Size	Waist	Order No.
Small	26" to 32"	7176-01
Medium	32" to 38"	7176-02
Large	38" to 47"	7176-03
X Large	47" to 56"	7176-04



ECONOMY HI-VIZ

Hi-Viz color perfect for road work
Offers the added safety of high-visibility green suspenders and side elastic pulls. Excellent for road work.

Size	Waist	Order No.
Small	26" to 32"	7178-01
Medium	32" to 38"	7178-02
Large	38" to 47"	7178-03
X Large	47" to 56"	7178-04



LIFTBAK

Maximum support for all-day wear


A rugged 5" belt with rigid foam that forms to the body for maximum support. Buckle and locking closure hold securely yet allows easy adjustment. Brushed lining and soft edges add to comfort and a wide 2" nylon strap provides additional support to the waterproof foam core. Its rugged nylon shell is designed for freedom of movement for easy, all-day wear.

Size	Waist	Order No.
Small	26" to 36"	7130-01
Medium	36" to 48"	7130-02
Large	48" to 58"	7130-03
X Large	58" to 68"	7130-04



BACK SUPPORT REUSABLE BAG

Our handy zipper bag is perfect for storage. A clear plastic front for easy viewing of product and polypro breathable sides allow the belt to air out while being stored. The hanging loop allows the bag to be easily displayed. Comes as standard packaging for Spanbak, Deluxe Spanbak, Economy Belts, Economy Hi-Viz, All Fit and Body Belt.



WRIST AND ELBOW SUPPORT



DUAL-FLEX™

For firm wrist support
Designed for firm support, the Dual-Flex™ contains four stays on the front and back of the wrist to limit flexion (downward) and extension (upward) movement and encourage neutral wrist position. The straps wrap completely around the wrist for added support. Easy to put on, it is lined to keep hands dry and fits both right and left hands. Available in black.

Size	Order No.
Small	7212-01
Medium	7212-02
Large	7212-03
X Large	7212-04



RIST-RAP

For lighter wrist support with movability
An elastic wrapping for the wrist that helps support it while lifting or during other activities. Shown is Rist-Rap with Thumb. The thumb loop provides added support. Sold in pairs or individually in black. One size fits all.



Size	Color	Order No.
One Size	Black (Pair)	7211
	Black w/ thumb (Ea.)	7211-03



DELUXE ELBOW PAD

For strong elbow support without damaging surfaces
This strong support offers abrasion-resistant flexible caps backed by soft foam padding. Fully adjustable hook-and-loop closures along with elastic sleeves provide a comfortable, custom fit. One size fits all.

Size	Color	Order No.
One Size	Black (Pair)	7104



FLEXRIST®

For light support
The comfortable all-around support of neoprene that can be worn on either the right or left hand. Available in black.

Size	Color	Order No.
Regular	Black	7111-01
X Large	Black	7111-02

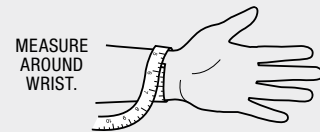


THIN FLEXRIST®

For light support underneath work gloves
Same great features as Flexrist®, but slightly thinner to fit easily into work gloves.

Size	Color	Order No.
One Size	Black	7311

WRIST SUPPORT SIZING INFORMATION



X Small	4 1/2" to 5 1/2"
Small	5 1/2" to 6 1/2"
Medium	6 1/2" to 7 1/2"
Large	7 1/2" to 8 1/2"
X Large	8 1/2" to 9 1/2"

HEAT STRESS PRODUCTS

Our cooling products are designed to protect and provide comfort for workers who must function in high-heat environments. We cater to the demands of construction workers, firefighters, welders and factory workers. Our water-activated products are made from a unique non-toxic polymer that will keep you cool from 24 to 72 hours.



VORTEX COOLING OR HEATING VEST

Delivering constant and adjustable cooling or heating, the Vortex Vest is especially popular for workers in confined spaces as well as foundries, steel mills, asbestos abatement, and paint baking operations. With no moving parts, the vortex tube forces a simple heat exchange to separate compressed air into hot and cold airstreams. The PVC vest delivers continuous cooled or heated air through its perforated, inner lining. This vest offers full range of motion and can be worn under protective clothing.



Description	Order No.
Vest w/ Plastic Cooler, Std	8300
Vest only, Std	8300-01
Vest only, XL, 200 lbs. +	8300-01L
Plastic Vortex Cooler w/ Snap Tite Plug	8300-95
Plastic Vortex Heater w/ Snap Tite Plug	8310-95
Metal Vortex Heater/Cooler w/ Snap Tite Plug	8300-90
Metal Vortex Cooler w/ Snap Tite Plug, 25 CFM	9991-25

YouTube
Video available on the ALLEGRO INDUSTRIES Channel
www.youtube.com/AllegroIndustries



LOW PROFILE VORTEX COOLING VEST

This air vest is designed to afford cooling to personnel in circumstances where air conditioning is not feasible. The vest connects to any existing clean compressed air source. Engineered jets keep the wearer continuously cooled with refrigerated air. The airflow enhances the body's natural evaporative cooling. The airflow additionally keeps the grit, dust, and fibers out. Available with a vortex cooler for additional cooling effect.



Order No. 8450

YouTube
Video available on the ALLEGRO INDUSTRIES Channel
www.youtube.com/AllegroIndustries

VEST HOSE

Description	Order No.
Air Source Hose 50' w/ Snap Tite Coupler, plug	8400-50
Air Source Hose 100' w/ Snap Tite Coupler, plug	8400-100



STANDARD VEST FOR COOLING INSERTS

Ideal for under HazMat suits and other protective clothing. This vest features four pockets for inserts, zipper front and adjusts with hook-and-loop over shoulder and side straps to help achieve a snug fit. Added comfort with 2 layers of 100% cotton. Royal Blue. (Inserts not included)

Size	Weight	Chest	Order No.
Large	100-175 lbs.	34" to 44"	8413-03
X Large	175-250 lbs.	46" to 48"	8413-04
XX Large	250 lbs. +	50" to 52"	8413-05

YouTube
Video available on the ALLEGRO INDUSTRIES Channel
www.youtube.com/AllegroIndustries

FEATHER ICE INSERT

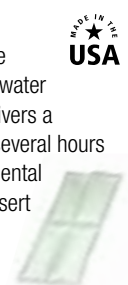
Freezes like ice but stays cold up to three times as long. Reusable packs deliver a constant temperature of below 50° F. The pliable powder conforms to your body when frozen. Non-toxic. Lightweight. 4/pkg.



Order No. 8413-11

PHASE CHANGE INSERT

Safe, non-toxic PCM (Phase Change Material) freezes in a freezer or ice water (perfect for use on the job site). Delivers a constant temperature of 65° F for several hours depending on application, environmental and physiological variables. Each insert measures 6" x 14" and weighs just 16 oz. 4/pkg.



Order No. 8414-11



STANDARD COOLING VEST

Our Standard Cooling Vest is lightweight and when soaked in water for 5 to 9 minutes, provides all-day cooling comfort. Snap closures allow for quick-access. Available in royal blue in 3 sizes, made from 100% cotton, and is hand washable.

Size	Weight	Chest	Order No.
Standard	100-175 lbs.	34" to 44"	8401-03
X Large	175-250 lbs.	46" to 48"	8401-04
XX Large	250 lbs. +	50" to 52"	8401-05

YouTube

Video available on the ALLEGRO INDUSTRIES Channel
www.youtube.com/AllegroIndustries



ECONOMY PONCHO COOLING VEST

Soak in cold water for 10 to 15 minutes for all-day cooling. Our inexpensive, easy-to-put-on vest is reversible so you can easily refresh by turning the vest inside out. 100% hi-viz orange cotton. One size fits most.

Order No. 8402

YouTube

Video available on the ALLEGRO INDUSTRIES Channel
www.youtube.com/AllegroIndustries



STANDARD COOLING WRAP

Our water-activated lightweight and comfortable wrap can be tied around the neck or forehead for all-day cooling comfort. Ideal for all types of working environments and outdoor recreation. Available in royal blue in 100% cotton and is hand washable.

Order No. 8405

YouTube

Video available on the ALLEGRO INDUSTRIES Channel
www.youtube.com/AllegroIndustries



COOL OFFS

Keep cool all-day long with our dual-use Cool Offs. Quilted into four sections for an even distribution of hydration material. Just soak in cold water for 5 to 9 minutes. The cooling crystals go to work to keep you cool for days. Lightweight and comfortable, 38" long (longest on market). It can be worn around neck or tied as a headband. Our unique button-hole closure allows for a secure fit. The outer shell is 100% cotton and comes in 7 colors and patterns.

YouTube

Video available on the ALLEGRO INDUSTRIES Channel
www.youtube.com/AllegroIndustries


Colors and Patterns	Order No.
Cowboy Red	8405-50
Cowboy Blue	8405-51
Royal Blue, Velcro	8405-53V
Royal Blue	8405-53
American Flag	8405-54
Orange	8405-55
Digital Camouflage	8405-59



-50

-51

-53/-53V



-54

-55

-59



DELUXE NECK COOLING WRAP

Stay extra cool by soaking wrap in the cooler or chill in the freezer. This royal blue wrap is lightweight, comfortable, and low-profile. The 3" width band size increases cooling effect. Hook-and-loop closures keep this band in place. 100% cotton. Hand washable.

Order No. 8405-01

YouTube

Video available on the ALLEGRO INDUSTRIES Channel
www.youtube.com/AllegroIndustries



ECONOMY NECK SHADE

Re-hydrate this all-cotton 8" neck shade thousands of times for ultimate durability and cooling comfort. Just soak for 5 to 9 minutes for up to 72 hours of cooling effect. Two nylon straps with hook-and-loop closure wraps around hard hat harness and allow workers to attach easily to the back of the hat. Royal blue.

Order No. 8406-01



Video available on the ALLEGRO INDUSTRIES Channel
www.youtube.com/AllegroIndustries



COOLING NECK SHADE

Lightweight and easy-to-use, this water-activated shade can re-hydrate thousands of times. Just soak in water 5 to 9 minutes, and it's ready-to-use. Attaches easily to the back of the hard hat harness and can be used as a sun barrier. Available in royal blue, made from 100% cotton, and is hand washable.

Order No. 8406



Video available on the ALLEGRO INDUSTRIES Channel
www.youtube.com/AllegroIndustries



COOLING BEANIE

Designed to keep you cool in intense heat situations, our beanie can be worn alone or under a hat. Great for road and utility crews. Adjustable elastic and hook-and-loop closure for one size fits all. Soak for 5 to 9 minutes. Hand washable, 100% cotton. Comes in royal blue.

Order No. 8408



Video available on the ALLEGRO INDUSTRIES Channel
www.youtube.com/AllegroIndustries



COOLING SKULL CAP

These four disks are lightweight and low-profile, but after soaking for 5 to 9 minutes, you can enjoy a cooling effect for up to 72 hours. The contoured design allows for a great fit and attaches with hook-and-loop tabs into any type of hat, including hard hats.

Order No. 8411-01



Video available on the ALLEGRO INDUSTRIES Channel
www.youtube.com/AllegroIndustries



HARD HAT COOLING LINER

Simply soak this liner for 5 to 9 minutes in cold water and feel instant relief that lasts all-day. Attaches to the hard hat harness with an easy elastic/hook-and-loop closure. One size fits all. Liner is 100% cotton and comes in royal blue. Hand washable.

Order No. 8407



Video available on the ALLEGRO INDUSTRIES Channel
www.youtube.com/AllegroIndustries



HIGHLY SKILLED

MAGALI CÔTÉ

ROPE ACCESS SUPERVISOR, WELDER, MILLWRIGHT, HARD HAT DIVER

//
I've worked on hydro dams, mines, huge industrial projects. I need to perform and I need my tools to perform, too.
//

Magali Côté's never lived a boring day in her life. The freewheeling Jane of all Trades has half a dozen job titles, a persistent need to be under water, and an Instagram account revealing a life of adventure in some of the world's most extreme environments.

Professionally, she works as a commercial diver, rope access supervisor, welder and millwright - dangling from bridges, cutting and grinding the sides of hydro dams and solving problems at remote northern job sites where the sun never sets. On her days off she sets free-diving records and takes spontaneous 30-hour road trips to San Diego on her Triumph.

While crafting a career to align with our passions has become increasingly common, Magali's taken the concept, molded it to perfection and buffed it to a lustrous shine. She lives by her motto "If somebody made it, I can fix it" and believes that with the right tools and attitude, anything is possible and every job can be made easier.

"I got to where I am now by always saying yes," she says when explaining how she developed her vast array of skills and credentials. "When I was five my dad gave me a set of wood chisels and that's how I realized I loved working with my hands. When I got older and left home, he gave me my first toolbox along with the philosophy that life is all about adding new tools to your box."

Today, her toolboxes are as loaded as her work schedule. But when it's time to get down to business, her needs are simple: "For me, tools should be practical and powerful," she explains, "whether I'm hanging off the side of a refinery or welding 3000 feet underground in a potash mine, I need tools I can count on, they need to be an extension of my hands."

Besides having the right equipment and experience, Magali regards her grit and creativity as the real drivers of her success. "I look at these huge job sites like they're jungle gyms where I need to use my brain to get the job done right and done safely," she says, "and I've learned a lot about myself my constantly having to tolerate such extreme conditions."

While some might think being a woman in such a male-dominated industry might be a challenge, Magali confidently explains that it isn't: "I'm a champion of women in this industry and there's nothing a man can do that we can't do. My advice for women starting in this field is to do your best, stay consistent, keep doing your thing and you'll blend right in."



04

EYE PROTECTION














WALTER's eye protection solutions help workers see clearly, for longer. Our protective eyewear is made from high-quality materials that are made to last. We are pleased to now offer lens cleaning solutions, making WALTER your one-stop supplier for all your eye protection needs.

SAFETY GLASSES

ArcOne® safety glasses provide protection and comfort and are available in many different styles to suit your needs and budget.

















Each style is lightweight and durable. Some styles come with IR3 and IR5 lenses for cutting and brazing. Meets ANSI Z87 or Z87+ safety standards and CSA Z94.3.

Lens Selection Guide		Light Transmission Percentage
	CLEAR Allows maximum light transmission. Suitable for indoor or low-light conditions.	91%
	INDOOR/OUTDOOR Offers protection from bright indoor lighting or some sunlight.	50%
	SMOKE Excellent tint for all-around outdoor use, this is a typical sunglass tint.	15%
	AMBER Perfect for low or flat-light conditions both inside and outside.	80%
	MOCHA Excellent filter for blue light and outside sunlight conditions.	22%
	CHOCOLATE Excellent filter for blue light and outside sunlight conditions.	22%
	SILVER MIRROR An additional filter reducing outdoor glare. Ideal for sunny conditions.	16%
	COLORED MIRROR Mirror surface over a smoke lens diminishes glare and absorbs outdoor light. Ideal for sunlight.	16%
	IR LENSES Use when infrared protection is required, typically in cutting or brazing applications. Consult safety director for shade 3 or 5 operation.	

SE-1000 SERIES

The SE-1000 Series proves that quality and performance can come in an economical package. Offers superior eye protection and ultra-lightweight face coverage. Wide fit. Available in multiple lens/finish configurations. Blocks up to 99.9% UV. Meets Z87.1 and CSA Z94.3.



Order No.	Frame Color	Lens Type	Finish	Coating	Anti-Scratch
SE-1000	Clear	 Clear	 None	Hard-coated	✓
SE-1001	Gray	 Smoke	 Gray Mirror	Hard-coated	✓
SE-1002	Tan	 Indoor/Outdoor	 I/O Mirror	Hard-coated	✓
SE-1003	Blue	 Smoke	 Blue Mirror	Hard-coated	✓
SE-1004	Purple/Blue	 Smoke	 Purple/Blue	Hard-coated	✓
SE-1005	Amber	 Amber	 None	Hard-coated	✓
SE-1006	Smoke	 Smoke	 None	Hard-coated	✓
SE-1007	Clear	 Mocha	 None	Hard-coated	✓

SE-2000 SERIES

The SE-2000 Series offers added comfort features such as rubber tips as well as diopter models. The SE-2000 series also comes in various lens/finish combinations, including IR5 for cutting & brazing operations. Blocks up to 99.9% UV. Meets Z87.1 & CSA Z94.3.



Order No.	Frame Color	Lens Type	Finish	Coating	Anti-Scratch	Strength
SE-2000	Clear	● Clear	□ None	Uncoated		N/A
SE-2001	Gray	● Smoke	■ Silver Mirror	Hard-coated	✓	N/A
SE-2002	Tan	● Indoor/Outdoor	■ I/O Mirror	Hard-coated	✓	N/A
SE-2003	Blue	● Smoke	■ Blue Mirror	Hard-coated	✓	N/A
SE-2004	Purple/Green	● Smoke	■ Purple/Green	Hard-coated	✓	N/A
SE-2005	Amber	● Amber	■ None	Hard-coated	✓	N/A
SE-2006	Smoke	● Smoke	■ None	Hard-coated	✓	N/A
SE-2007	Mocha	● Mocha	■ Brown Mirror	Hard-coated	✓	N/A
SE-2008	Smoke	● IR5*	■ None	Hard-coated	✓	N/A
SE-2100	Clear	● 1.0 Diopter Bifocal	□ None	Hard-coated	✓	+1.0
SE-2150	Clear	● 1.5 Diopter Bifocal	□ None	Hard-coated	✓	+1.5
SE-2200	Clear	● 2.0 Diopter Bifocal	□ None	Hard-coated	✓	+2.0
SE-2250	Clear	● 2.5 Diopter Bifocal	□ None	Hard-coated	✓	+2.5
SE-2300	Clear	● 3.0 Diopter Bifocal	□ None	Hard-coated	✓	+3.0

**Do not wear IR3 and IR5 while driving*

SE-7000 SERIES

The SE-7000 series features added ear and nose comfort as well as ample eye and face coverage; suitable for safety use as well as every day wear. The SE-7000 Series come in multiple lens/finish combinations including IR3 and IR5, as well as silver, blue, and red mirrors. Blocks up to 99.9% UV. Meets Z87.1 & CSA Z94.3.



Order No.	Frame Color	Lens Type	Finish	Coating	Anti-Scratch
SE-7000	Black Gloss	● Clear	□ Anti-fog	Hard-coated	✓
SE-7001	Black Gloss	● Smoke	■ Silver Mirror	Hard-coated	✓
SE-7002	Black Gloss	● Indoor/Outdoor	■ I/O Mirror	Hard-coated	✓
SE-7003	Black Gloss	● Chocolate	■ Blue Revo Mirror	Hard-coated	✓
SE-7004	Black Gloss	● Mocha	■ Red Revo Mirror	Hard-coated	✓
SE-7008	Black Gloss	● IR5*	■ None	Hard-coated	✓
SE-7009	Black Gloss	● IR3*	■ None	Hard-coated	✓

**Do not wear IR3 and IR5 while driving*

ARCONE®

SAFETY GOGGLES

ArcOne® safety goggles have been designed with both safety and comfort in mind, available in a variety of styles, colors, and lens options.

All goggles include also comes with a pouch that doubles as a lens cleaner.
Meets ANSI Z87 safety standards.

ACTION

The Action Goggle provides additional protection with its adjustable strap and interior pads that provide all-day comfort and an extra seal around the eyes.

Order No.	Frame Color	Lens Type	Finish	Coating
G-ACT-A1101	Flat Black	● Clear	■ Silver Mirror	Hard-coated
G-ACT-B1204	Black Gloss	● Smoke	■ Blue/Purple Revo	Hard-coated



CORONADO

A clean, low-cut padding around the eyes increases protection as well as comfort. Removable temples give way to a strap should you desire a tighter fit. Looking great has never been safer.

Order No.	Frame Color	Lens Type	Finish	Coating
G-COR-A1301	Flat Black	● IR3	■ Mirror finish	Hard-coated



THE FLY

The Fly is easily recognizable by the large round viewing area. Whether you are outdoors or working in an environment where you need full coverage, the Fly is your perfect choice.

Order No.	Frame Color	Lens Type	Finish	Coating
G-FLY-A1101	Flat Black	● Clear	■ Silver Mirror	Hard-coated
G-FLY-B1202	Black Gloss	● Smoke	■ Yellow/Orange Mirror	Hard-coated
G-FLY-A1301	Flat Black	● IR3	■ None	Hard-coated



SAFETY GOGGLES AND ACCESSORIES

HOLLYWOOD

Hollywood goggles provide a hip style without compromising comfort. Thick foam completely surrounds the eyes ensuring no penetration. Removable temples give way to a strap should you desire a tighter fit. Diopter inserts available from 1.0 to 3.0 in half-shade increments.



Order No.	Frame Color	Lens Type	Finish	Coating
G-HOL-B1205	Black Gloss	● Smoke	■ Blue/Green Mirror	Hard-coated
G-HOL-A1501	Flat Black	● IR5	■ Mirror Finish	Hard-coated

HOLLYWOOD DIOPTERS

Order No.	Diopter
D-HOL-1.0	+1.00 Strength
D-HOL-1.5	+1.50 Strength
D-HOL-2.0	+2.00 Strength
D-HOL-2.5	+2.50 Strength
D-HOL-3.0	+3.00 Strength



G-CLIP

The G-Clip is another eyewear option providing IR protection and comfort for cutting and brazing. The G-Clip can be used to protect against the sun's infrared. To use, clip these removable lenses onto regular eye glasses.



Order No.	Lens Type	Finish	Coating	Anti-Scratch
G-CLIP-05	IR5	None	Hard-coated	✓



LENS CLEANING

Allegro's quick-dry, alcohol-based, anti-fog, anti-static lens care solutions provide everything you need to effectively clean and care for your eyewear, helping you and your team work safely and efficiently. From pre-moistened lens cleaning wipes to lens cleaning stations, our wide assortment is available in a wide variety of packaging options to meet your site's specific needs.



Order No. 0350-20PPD

Order No. 0350-200PU

Order No. 0350-20PP



EYEWEAR CLEANING WIPES POCKET PAK DISPENSER

These large 5" x 8" anti-fog, anti-static, and silicone-free wipes are excellent to use on glass or polycarbonate lenses. Packaged 20 wipes per Pocket Pak and 20 Pocket Paks per Dispenser Box.

Description	Order No.
20 wipes/pak, 20 paks/box	0350-20PPD

EYEWEAR CLEANING WIPES POCKET PAK

These large 5" x 8" anti-fog, anti-static, and silicone-free wipes are excellent to use on glass or polycarbonate lenses. Packaged 20 wipes per Pocket Pak.

Description	Order No.
20 wipes/pak	0350-20PP

EYEWEAR CLEANING WIPES POP-UP PAK

These large 5" x 8" anti-fog, anti-static, and silicone-free wipes are excellent to use on glass or polycarbonate lenses. Packaged 200 wipes per Pop-Up Pak.

Description	Order No.
200 wipes/pak	0350-200PU



EYEWEAR CLEANING WIPES

Perfect for cleaning eyewear, these 100 individually wrapped pre-moistened wipes feature anti-fog, anti-static, silicone-free cleaning. Excellent on glass or polycarbonate lenses, the large 5" x 8" wipes are stored in a wall-mounted cardboard dispenser. Dimensions: 4 3/4" w x 2 5/8" d x 9" h



Description	Order No.
100/box	0350
Bulk (1000)	0350-1000



BUCKET EYEWEAR CLEANING WIPES

This easy-to-use container offers a bulk pack of 200 individually wrapped lens cleaning towelettes in a 6" x 7" clear reusable plastic globe. Can be table- or wall-mounted.



Description	Order No.
200/bucket	0350-20



CANISTER LENS WIPES

Easy-to-use canister design allows for quick access to wipes. 100 pre-moistened 5" x 8" wipes. Canister dimensions: 3 3/4" w x 6 1/2" h



Description	Order No.
100/canister	0353



Video available on the ALLEGRO INDUSTRIES Channel
www.youtube.com/AllegroIndustries



LARGE DISPOSABLE CLEANING STATION

Designed for busy work sites, this disposable station features a 16 oz. anti-static, anti-fog, non-silicone lens cleaner dispenser and 1200 non-abrasive, low-lint 5" x 8" tissues in a heavy-duty, recyclable cardboard tabletop or wall-mounted dispenser. Dimensions: 8 3/4" w x 5" d x 12 3/4" h



Description	Order No.
1200/container	0355



SMALL DISPOSABLE CLEANING STATION

Features 600 easy-dispensing non-abrasive, low-lint 5" x 8" lens tissues and an 8 oz. anti-static, anti-fog, non-silicone lens cleaner that removes dirt and oil from glasses and lenses. The heavy-duty, recyclable cardboard dispenser may be mounted to the wall or used as a tabletop dispenser. Dimensions: 7" w x 5 1/8" d x 8 1/4" h



Description	Order No.
600/container	0355-01



PLASTIC DISPOSABLE CLEANING STATION

This attractive disposable plastic container dispenses 760 soft, non-abrasive, low-lint tissues and 8 oz. anti-static, anti-fog, non-silicone cleaning liquid. Wall mounts with either double-sided tape (included) or mounting holes. Dimensions: 4 3/4" w x 3 1/4" d x 12" h



Description	Order No.
760/container	0351



BUILT TO LAST

ROB REID
IRONWORKER & GENERAL FOREMAN

//
Everything I built
is still standing. It's
an accomplishment,
right?
//

The job of an ironworker is both physically demanding and often dangerous. "You need a little more backbone than most to do the crazy job that we do".

Meet Rob Reid, a proud ironworker for over 20 years.

Rob has always been drawn to the metalworking industry. At the age of 17, he was already working as a steel fabricator building plywood mills. However, spending the scorching summer months in the shop wasn't for him. His solution: get out on the field and start erecting.

Throughout the years, Rob contributed to the construction of several infrastructure mega projects. In fact, one of the things he likes the most about his job is knowing that the fruit of his labor will most likely pass the test of time and remain standing for many more generations.

Today, Rob is working on the world's longest cable-stayed bridge connecting two countries: The Gordie Howe Bridge. It will be over 120 ft wide and over 780 ft high. Once completed, the bridge between Windsor, Ontario, and Detroit, Michigan will be among the top five longest bridges in North America.

We asked Rob about the challenges of working at great heights and having cranes and pieces above his head. "You can't think about the danger. It becomes an everyday thing!" Rob says. "Safe tools allow me to do a better job, so I can focus on the task at hand. We already face a lot of hazards on-site, so safety is key."

If you need help with something on the site, Rob is your go-to guy. He's always there to try to make everyone's job easier by sharing his tricks of the trade and tips for working more efficiently. And he does so with the best of attitudes: "I believe I'm a pretty easygoing guy. I'm just trying to make everybody's day go by easier. There is no sense in bringing the grouchy to the work, so I'm always smiling and laughing". When asked what sets him apart from his coworkers, without hesitation, he said: "experience".

"I'm just proud to be an ironworker."

Rob has no intention of stopping or retiring anytime soon. "I don't see an end yet, I just keep going". Just like every structure, he works on, Rob is built to last.

05

AIR SAMPLING



AIR SAMPLING PRODUCTS

Working in atmospheres likely to contain dangerous particulates requires reliable constant air monitoring. Keep your team safe with Allegro's industry-leading air sampling products that provide continuous monitoring of mold, asbestos, lead, and other particulates.



JARLESS SAMPLING PUMP

Lightweight and low maintenance, this rotary vane sampler has a sampling range of 0-30 LPM and is an excellent resource for sampling asbestos (25mm cassettes), lead (37mm cassettes) and mold. This sampler is the best value in the market today, meets OSHA and AHERA standards and comes complete with six feet of vinyl tubing, inline filters, rubber feet, for stability, handle and built-in switch. Optional adjustment aluminum stand. Weight: 10 lbs.

FLOW METER

Our flow meter is separate from the pump to allow the user to set the flow for more than one pump with the same meter. Features an expanded scale and includes necessary adapters for use with particulate cassettes. 0-20 LPM.



Order No. 9804-03

Description	Order No.
T-101 Jarless Sampling Pump with Stand	9801
T-101 Jarless Sampling Pump without Stand	9801-88



M2 MULTI-MOLD™ CASSETTE



The M2 is a patented two-sided sampling cassette for easier and more efficient use in the field and in the laboratory. This is the first cassette to provide sampling options to field personnel. Each cassette can be used to:

- ▷ Collect two different samples
- ▷ Collect two identical samples concurrently
- ▷ Collect one sample while using the other side as a control

The M2 cassette is also the very first of its kind for laboratory personnel. It provides one-time preparation for two samples, pre-printed traverse marks on the collection slide for standardized counting, and side-by-side comparison of the samples under the microscope.



Video available on the ALLEGRO INDUSTRIES Channel
www.youtube.com/AllegroIndustries

Description	Order No.
Box of 25 Cassettes/50 samples	9804-20
Box of 5 Cassettes/10 samples	9804-21



1 LEAD CASSETTE

This 37mm, MCE cassette is .8µm mixed cellulose ester and is specifically designed for lead sampling. Note: Use with 9804-19 adapter

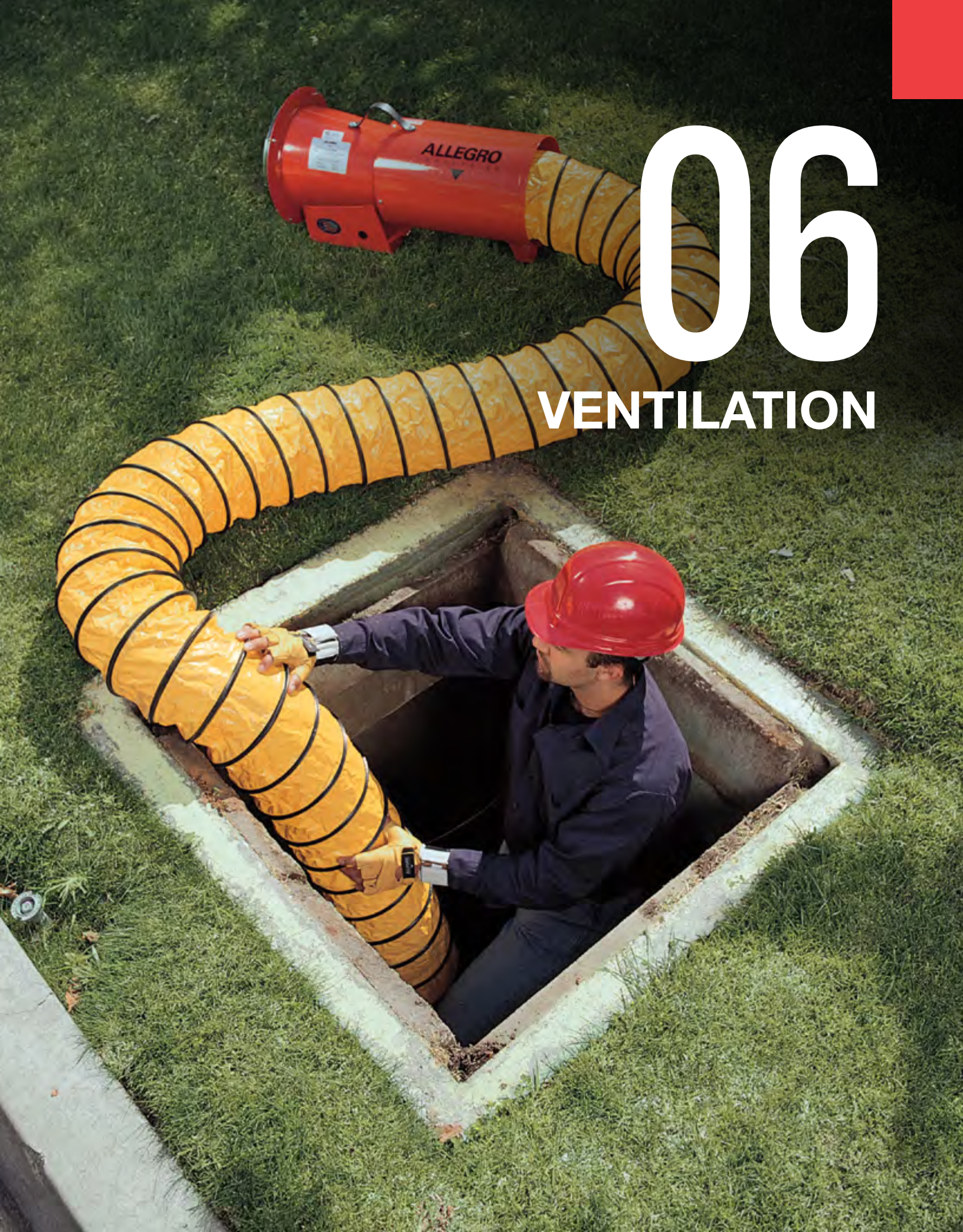
2 TEM CASSETTE

This 25mm, .45µm + -5.0µm cassette is designed for asbestos final clearance testing. The cassettes incorporate a 2" static conductive extension cowl and meets all applicable standards.

3 PCM CASSETTE

A 25mm cassette with .8µm pore size for asbestos sampling. The high-quality cassette incorporates a 2" cowl and meets stringent quality standards.

Name	Count	Order No.
Lead Cassette	50/box	9804-14
TEM Cassette	50/box	9804-17
PCM Cassette	50/box	9804-16



06

VENTILATION





The breadth of the Allegro ventilation blower line has set it apart from the competition for over three decades! Made from high-quality products, our fully certified blowers are the safest and most reliable solutions for any type of work environment or application while adhering to the OSHA standard.

Features

- ▷ Most comprehensive product line on the market!
- ▷ Solutions designed for a wide range of applications and industries
- ▷ Industry-leading innovation
- ▷ CE certified and CSA approved options
- ▷ Made from high-quality, reliable, and durable materials
- ▷ Stackable products for ease of storage
- ▷ Lightweight solutions
- ▷ E-version options wired to meet international standards
- ▷ Options designed to fit American Petroleum Institute (API) standard tanks

Benefits

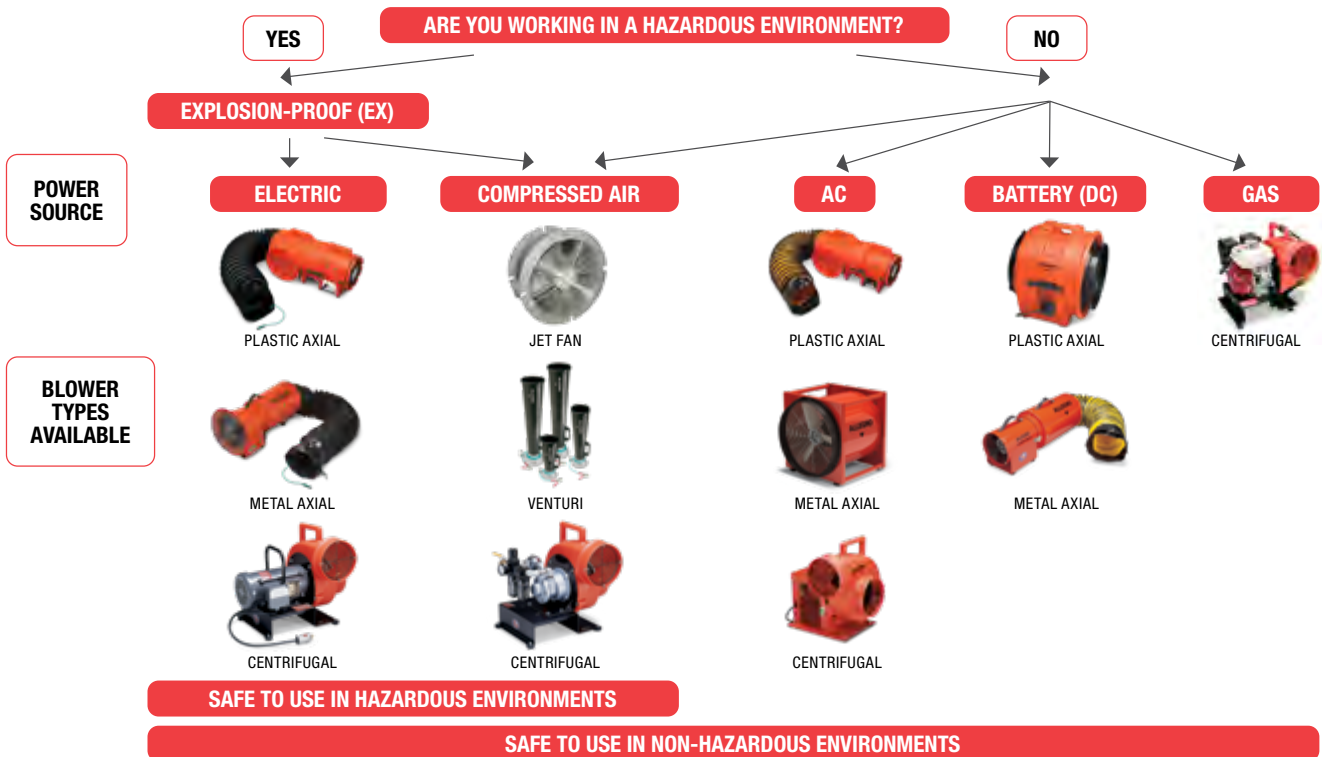
- ▷ Longer blower life helps lower total cost of ownership
- ▷ Easy transport to and from the job site
- ▷ Complete blower systems ensure you have everything you need to keep your space well ventilated
- ▷ Expert technical support and service

	About	Features	When To Use
AXIAL 	<ul style="list-style-type: none"> • Designed for high airflow with lower pressure* • Plastic and metal versions offered • Can be used with in-line axial booster blowers as a velocity accelerator for longer duct distances 	<ul style="list-style-type: none"> • Lightweight • Low-cost 	<ul style="list-style-type: none"> • When portability and cost are major factors • When working in smaller confined spaces • Best for short distances with minimal ducting and bends
CENTRIFUGAL 	<ul style="list-style-type: none"> • Uses a "squirrel cage" design creating high amounts of CFM with very high air pressure* • They are typically heavier than axial blowers 	<ul style="list-style-type: none"> • Air does not cross over motor, minimizing contamination risk 	<ul style="list-style-type: none"> • Best for moving air longer distances, using long or multiple lengths of duct and more 90° bends
VENTURI 	<ul style="list-style-type: none"> • Operates with compressed air being pushed through a pneumatic hose • Generates very high amount of CFM* • No fan or moving parts 	<ul style="list-style-type: none"> • Low maintenance • Designed to fit American Petroleum Institute (API) standard tanks 	<ul style="list-style-type: none"> • Best for tanks • Used for pushing or removing air from tanks or other large areas to rapidly remove gases prior to entry
JET FANS 	<ul style="list-style-type: none"> • Operate with compressed air being pushed through a pneumatic air hose • Generates very high CFM* 	<ul style="list-style-type: none"> • Designed to fit American Petroleum Institute (API) standard tanks 	<ul style="list-style-type: none"> • Best for tanks or other large areas • Used for pushing or removing air from tanks or other large areas to rapidly remove gases prior to entry

*When selecting a blower, all ventilators have two characteristics to consider:

1. Air pressure – Force of air volume is measured by inch of water gauge (WG) 2. Airflow – Air volume delivered and measured by cubic feet per minute (CFM)

HOW TO CHOOSE YOUR ALLEGRO BLOWER



Scan this code to access our Blower CFM calculator.



VENTILATION AIR EXCHANGE CHART

Allegro Industries recommends air exchange at a rate of at least 20 times per hour.

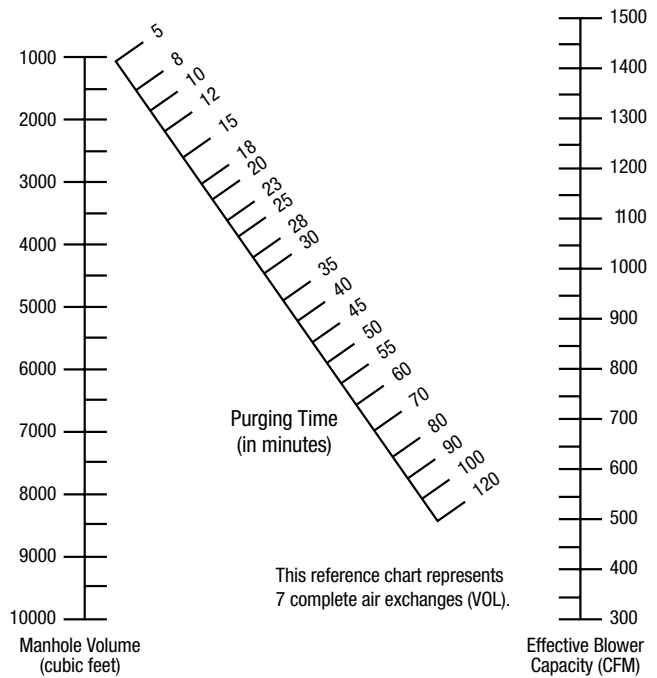
Confined Space Volume (Cubic Feet)	Blower Cubic Feet Per Min. (CFM) Output Needed*
1000	333
2000	667
3000	1000
4000	1333
5000	1667
6000	2000
7000	2333
8000	2667
9000	3000
10000	3333

*Take into account 90° bends of ducting. See specifications under each blower description.



USE OF ALIGNMENT CHART:

1. Place straightedge on manhole volume (left scale).
2. Place other end of straightedge on blower capacity (right scale).
3. Read required purging time, in minutes, on diagonal scale.
4. If two blowers are used, add the two capacities, then proceed as above.
5. When toxic gases are encountered, increase purging time 50%.
6. Effective blower capacity is measured with one, or two 90° bends in standard 15-foot blower hose. See chart.



HAZARDOUS LOCATION INFORMATION

Reference: Explosion-Proof Blowers: 9503, 9509-01, 9513-05, 9514-05, 9514-06, 9515-01, 9515-50EX, 9525-01, 9525-50EX, 9538, 9538-15, 9538-25, 9538-50, 9539-12EX, 9539-12EXI, 9548, 9548-15, 9548-25, 9558, 9558-15, 9558-25* National Electrical Code (NEC) A hazardous location is an area where the possibility of explosion and fire is created by the presence of flammable gases, vapors, dusts, fibers or flyings. NOTE: Fibers and flyings are not likely to be suspended in the air, but can collect around machinery or on lighting fixtures and where heat, a spark or hot metal can ignite them.

CLASS I
(NEC-500-5)
Those areas in which flammable gases or vapors may be present in the air in sufficient quantities to be explosive or ignitable.

CLASS II
(NEC-500-6)
Those areas made hazardous by the presence of combustible dust.

CLASS III
(NEC-500-7)
Those areas in which there are easily ignitable fibers or flyings present, due to type of material being handled, stored, or processed.

DIVISION I
(NEC-800-5, 6, 7)
In the normal situation, hazard would be expected to be present in everyday production operations or during frequent repair and maintenance activity.

DIVISION 2
(NEC-500-5, 6, 7)
In the abnormal situation, material is expected to be confined within closed containers or closed systems and will be present only through accidental rupture, breakage or unusual faulty operation.

GROUPS
(NEC-500-3)
The gases and vapors of Class I locations are broken into four groups by the code: A, B, C, and D. These materials are grouped according to the ignition temperature of the substance, its explosion pressure and other flammable characteristics. The dust locations of Class II are designated E, F, and G. These groups are classified according to the ignition temperature and the conductivity of the hazardous substance.
NOTE: For detailed group descriptions refer to NEC-500-3.

- TYPICAL CLASS I LOCATIONS**
- Petroleum refineries, and gasoline storage and dispensing areas.
 - Industrial firms that use flammable liquids in dip tanks for parts cleaning or other operations.
 - Petrochemical companies that manufacture chemicals from gas and oil.
 - Dry cleaning plants where vapors from cleaning fluids can be present.
 - Companies that have spraying areas where they coat product with paint or plastics.
 - Aircraft hangers and fuel servicing areas.
 - Utility gas plants, and operations involving storage and handling or liquefied petroleum gas or natural gas.

- TYPICAL CLASS II LOCATIONS**
- Grain elevators, flour and feed mills.
 - Plants that manufacture, use or store magnesium or aluminum powders.
 - Plants that have chemical or metallurgical processes, producers of plastics, medicines, and fireworks, etc.
 - Producers of starch or candies.
 - Spice-grinding plants, sugar plants and cocoa plants.
 - Coal preparation plants and other carbon-handling or processing areas.

- TYPICAL CLASS III LOCATIONS**
- Textile mills, cotton gins, cotton seed mills and flax processing plants.
 - Any plant that shapes, pulverizes or cuts wood and creates sawdust or flyings.

* **WARNING:** Explosion-proof blowers must be used with statically conductive ducting.

AXIAL PLASTIC BLOWERS

Allegro Axial Plastic blowers are lightweight, portable, and durable units designed for use in rugged environments. They are made from corrosion-, UV- and chemical-resistant “safety orange” colored polyethylene for high visibility. They feature a molded-in carry handle for easy portability to and from the job site. All units are compact, super quiet, and provide the necessary ventilation to keep your workers comfortable, all while keeping them safe.



YouTube
Video available on the ALLEGRO INDUSTRIES Channel
www.youtube.com/AllegroIndustries



YouTube
Video available on the ALLEGRO INDUSTRIES Channel
www.youtube.com/AllegroIndustries

8" AXIAL AC PLASTIC MINI-PAK BLOWER

This new all-in-one blower w/ ducting is the lightest and shortest in the industry. The high-output compact design stores ducting inside the blower housing for an all-in-one unit for ease of operation, transportation, and storage. Available with either 15' or 25' of ducting.

NOTE: A separate 12" duct (not included) can be attached to the intake side of the blower to draw air.

AC MODEL

Free Air	One 90° Bend	Two 90° Bends
791 CFM	703 CFM	621 CFM
19 lbs.	1/3 hp	115V-230V AC, 50/60 Hz

Description	Order No.
8" Axial AC Plastic Mini-Pak Blower and 15' Ducting 19 lbs.	9532-15
	9532-15E

Free Air	One 90° Bend	Two 90° Bends
760 CFM	674 CFM	602 CFM
23 lbs.	1/3 hp	115V-230V AC, 50/60 Hz

Description	Order No.
8" Axial AC Plastic Mini-Pak Blower and 25' Ducting 23 lbs.	9532-25
	9532-25E

8" AXIAL AC PLASTIC BLOWER

This compact unit features a polypropylene nine-blade fan, a steel/powder-coated grill, and carry handle that is molded into the blower. The bottom enclosure ensures safe and convenient storage of electrical components.

AC MODEL

Free Air	One 90° Bend	Two 90° Bends
831 CFM	709 CFM	586 CFM
17 lbs.	1/3 hp	115V-230V AC, 50/60 Hz

Description	Order No.
8" Axial Axial AC Plastic Blower without Canister	9533
	9533-E

DC MODEL

This unit features a polypropylene nine-blade fan, a steel/powder-coated grill. The bottom enclosure ensures safe and convenient storage of electrical components.

Free Air	One 90° Bend	Two 90° Bends
816 CFM	526 CFM	442 CFM
17 lbs.	1/4 hp	12V DC

Description	Order No.
8" Axial DC Plastic Blower without Canister	9536

EXPLOSION-PROOF MODEL

This blower also features an electric, explosion-proof, single-phase motor that is UL-listed and CSA-certified, and includes a NEMA rated 115V plug for use with explosion-proof socket (sold separately). The bottom enclosure ensures safe and convenient storage of electrical components. Meets Class I, Divisions 1 and 2, Groups C and D and Class II, Divisions 1 and 2, Groups F and G Hazardous Location Requirements.*

Free Air	One 90° Bend	Two 90° Bends
900 CFM	650 CFM	625 CFM
20 lbs.	1/3 hp	115V AC, 60 Hz

Description	Order No.
8" Axial Explosion-Proof Plastic Blower without Canister	9538
	9538-E

Complies with the relevant European product safety directives.
 Blowers offered in 220V/50 Hz. Does not meet the CSA requirements for the following product safety standards: Fans and Ventilators, C22.2 No. 113. For more information call Customer Service at 800-622-3530.

Meets the CSA requirements for the following product safety standards: Fans and Ventilators, C22.2 No. 113

CFM calculated using 15' x 8", 12" or 16" ducting based on the diameter of the blower. Free Air calculated at blower.

* See Hazardous Location Information on page 607. Warning: Explosion-proof blowers must be used with statically conductive ducting.

** Explosion-Proof Blowers require an explosion-proof socket. See page 630.



YouTube
Video available on the ALLEGRO INDUSTRIES Channel
www.youtube.com/AllegroIndustries



YouTube
Video available on the ALLEGRO INDUSTRIES Channel
www.youtube.com/AllegroIndustries

8" AXIAL AC PLASTIC BLOWER WITH CANISTER & DUCTING

This versatile system features our 8" Axial blower with compact canister and your choice of 15' or 25' ducting or 50' of ducting in our regular-sized canister. This lightweight unit is designed with the quick-connect clipping system which allows workers to attach the canister, tools-free, to the input side for powerful extraction or output side for ventilation. The ducting stores conveniently within the canister. Special design features include blower and canister built-in carry handles, built-in On/Off switch and "safety orange" coloration.

AC MODEL

Free Air 831 CFM	One 90° Bend 709 CFM 1/3 hp	Two 90° Bends 586 CFM 115V-230V AC, 50/60 Hz
---------------------	-----------------------------------	--

Description	Order No.	
8" Axial AC Plastic Blower with Compact Canister and 15' Ducting - 25 lbs.	9533-15	
	9533-15E	
8" Axial AC Plastic Blower with Compact Canister and 25' Ducting - 30 lbs.	9533-25	
	9533-25E	
8" Axial AC Plastic Blower with Canister and 50' Ducting - 40 lbs.	9533-50	
	9533-50E	

DC MODEL

Free Air 816 CFM	One 90° Bend 526 CFM 1/4 hp	Two 90° Bends 442 CFM 12V DC
---------------------	-----------------------------------	------------------------------------



Description	Order No.
8" Axial DC Plastic Blower with Compact Canister and 15' Ducting - 25 lbs.	9536-15
8" Axial DC Plastic Blower with Compact Canister and 25' Ducting - 30 lbs.	9536-25
8" Axial DC Plastic Blower with Canister and 50' Ducting - 38 lbs.	9536-50

8" AXIAL EXPLOSION-PROOF PLASTIC BLOWER WITH CANISTER & DUCTING

This unit features a polypropylene nine-blade fan, a steel/powder-coated grill. This blower also features an electric, explosion-proof, single-phase motor that is UL-listed and CSA-certified, and includes a NEMA rated 115V plug. The bottom enclosure ensures safe and convenient storage of electrical components. The quick-connect clipping system allows workers to attach canister, tools-free, to input side for powerful extraction or output side for ventilation. Meets Class I, Divisions 1 and 2, Groups C and D and Class II, Divisions 1 and 2, Groups F and G Hazardous Location Requirements.*

Free Air 900 CFM 20 lbs.	One 90° Bend 650 CFM 1/3 hp	Two 90° Bends 625 CFM 115V AC, 60 Hz
--------------------------------	-----------------------------------	--



Description	Order No.	
8" Axial Explosion-Proof Plastic Blower with Compact Canister and 15' Statically Conductive Ducting - 31 lbs.	9538-15	
	9538-15E	
8" Axial Explosion-Proof Plastic Blower with Compact Canister and 25' Statically Conductive Ducting - 36 lbs.	9538-25	
	9538-25E	
8" Axial Explosion-Proof Plastic Blower with Canister and 50' Statically Conductive Ducting - 46 lbs.	9538-50	
	9538-50E	



8" AXIAL AC AND DC PLASTIC BLOWER SYSTEM WITH MVP

The Complete Ventilation System includes everything you'll need for your confined space site. Systems include:

- ▷ 8" lightweight plastic blower
- ▷ 6' and 15' of ducting
- ▷ Storage Bag
- ▷ Manhole Ventilation Passthru (MVP)

Description	Order No.
8" AC Plastic Blower System with 8" MVP	9520-33M
8" DC Plastic Blower System with 8" MVP	9520-36M



YouTube

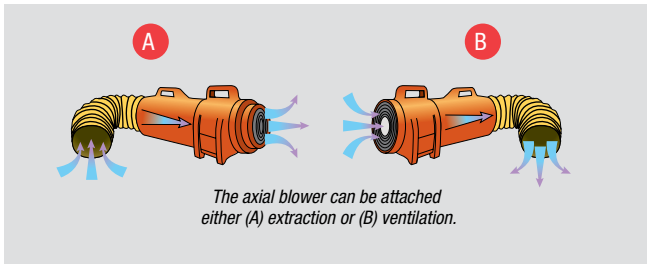
Video available on the ALLEGRO INDUSTRIES Channel
www.youtube.com/AllegroIndustries

12" AXIAL AC PLASTIC BLOWER WITH CANISTER & DUCTING

The polyethylene housing and canister assembly are designed to be both lightweight and super quiet. The quick-connect clipping system allows workers to attach the canister, tools free, to the input side for powerful extraction or output side for ventilation. Added features include a molded carry handle and 15' or 25' of PVC-coated vinyl and polyester ducting which stores easily within the storage canister.

Free Air	One 90° Bend	Two 90° Bends
1842 CFM	1004 CFM	933 CFM
28 lbs.	1 hp	115V-230V AC, 50/60 Hz

Description	Order No.		
12" Axial AC Plastic Blower	9543		
	9543-E		
12" Axial AC Plastic Blower with Canister and 15' Ducting - 43 lbs.	9543-15		
	9543-15E		
12" Axial AC Plastic Blower with Canister and 25' Ducting - 49 lbs.	9543-25		
	9543-25E		



12" AXIAL DC PLASTIC BLOWER WITH CANISTER & DUCTING

Designed for applications requiring larger amounts of air output, our 12" Axial DC Plastic Blower offers a 1/4 hp motor with an efficient three-blade impeller in a rugged, lightweight polyethylene housing. Available as a complete system with alligator clips and storage canister with 15' or 25' of ducting. Our DC Blowers are designed to be used with standard car or truck batteries as the source of power.

Free Air	One 90° Bend	Two 90° Bends
1330 CFM	1005 CFM	808 CFM
28 lbs.	1/3 hp	12V DC



Description	Order No.
12" Axial DC Plastic Blower	9546
12" Axial DC Plastic Blower with Canister and 15' Ducting - 43 lbs.	9546-15
12" Axial DC Plastic Blower with Canister and 25' Ducting - 49 lbs.	9546-25



12" AXIAL EXPLOSION-PROOF PLASTIC BLOWER WITH CANISTER & DUCTING

This compact and super quiet unit features a polypropylene six-blade fan, a steel/powder-coated grill, and carry handle that's molded into the blower. This blower also features an electric, explosion-proof, single-phase motor is UL/CSA listed and includes a NEMA rated 115V plug for use with explosion-proof socket (sold separately). The bottom enclosure ensures safe and convenient storage of electrical components. The quick-connect clipping system allows workers to attach canister, tools-free, to input side for powerful extraction or output side for ventilation. Meets Class I, Divisions 1 and 2, Groups C and D and Class II, Divisions 1 and 2, Groups F and G Hazardous Location Requirements.*

YouTube
Video available on the ALLEGRO INDUSTRIES Channel
www.youtube.com/AllegroIndustries

Free Air	One 90° Bend	Two 90° Bends
1484 CFM	1174 CFM	1014 CFM
28 lbs.	1/3 hp	120V AC, 60 Hz



Description	Order No.	
12" Axial Explosion-Proof Plastic Blower	9548	
	9548-E	
12" Axial Explosion-Proof Plastic Blower with Canister and 15' Statically Conductive Ducting - 47 lbs.	9548-15	
	9548-15E	
12" Axial Explosion-Proof Plastic Blower with Canister and 25' Statically Conductive Ducting - 54 lbs.	9548-25	
	9548-25E	



12" AXIAL AC AND DC PLASTIC BLOWER SYSTEM WITH MVP

Everything needed for your confined space site is in this Complete Ventilation System from Allegro. Systems include:

- ▷ 12" lightweight plastic blower
- ▷ 6' and 15' of ducting
- ▷ Storage Bag
- ▷ Manhole Ventilation Passthru (MVP)

Description	Order No.	
12" Axial AC Plastic Blower System with 12" MVP	9520-43M	
12" Axial DC Plastic Blower System with 12" MVP	9520-46M	

Complies with the relevant European product safety directives.

Blowers offered in 220V/50 Hz. Does not meet the CSA requirements for the following product safety standards: Fans and Ventilators, C22.2 No. 113. For more information call Customer Service at 800-622-3530.

Meets the CSA requirements for the following product safety standards: Fans and Ventilators, C22.2 No. 113

CFM calculated using 15' x 8", 12" or 16" ducting based on the diameter of the blower. Free Air calculated at blower.

* See Hazardous Location Information on page 607. Warning: Explosion-proof blowers must be used with statically conductive ducting.

** Explosion-Proof Blowers require an explosion-proof socket. See page 630.



YouTube
Video available on the ALLEGRO INDUSTRIES Channel
www.youtube.com/AllegroIndustries



16" AXIAL AC PLASTIC BLOWER WITH CANISTER & DUCTING

This high-output blower is ideally suited for large confined spaces such as paper mills, tank purging or utility sites. The quick-connect clipping system allows workers to attach the canister, tools free, to the input side for powerful extraction or output side for ventilation. Added features include:

- ▷ **Molded carry handle, built-in on/off switch**
- ▷ **Enclosed electrical components**
- ▷ **15' or 25' of PVC-coated vinyl**
- ▷ **Polyester ducting which stores easily within the storage canister**

Free Air	One 90° Bend	Two 90° Bends
3200 CFM	2350 CFM	2250 CFM
40 lbs.	1 hp	115V AC, 60 Hz

Description	Order No.	
16" Axial AC Plastic Blower	9553	
16" Axial AC Plastic Blower with Canister and 15' Ducting - 66 lbs.	9553-15	
16" Axial AC Plastic Blower with Canister and 25' Ducting - 72 lbs.	9553-25	



YouTube
Video available on the ALLEGRO INDUSTRIES Channel
www.youtube.com/AllegroIndustries



16" AXIAL EXPLOSION-PROOF PLASTIC BLOWER WITH CANISTER & DUCTING

This electric explosion-proof blower is ideally suited for large confined spaces in statically conductive environments. Its single-phase motor includes a NEMA rated 115V plug for use with explosion-proof socket (sold separately). The bottom enclosure ensures safe and convenient storage of electrical components. The quick-connect clipping system allows workers to attach canister, tools-free, to input side for powerful extraction or output side for ventilation. Meets Class I, Divisions 1 and 2, Groups C and D and Class II, Divisions 1 and 2, Groups F and G Hazardous Location Requirements. Certified to CSA Standard C22.2 No.113.

Free Air	One 90° Bend	Two 90° Bends
2849 CFM	2290 CFM	1951 CFM
52 lbs.	3/4 hp	115/208-230V AC, 60 Hz

Description	Order No.	
16" Axial Explosion-Proof Plastic Blower	9558	
16" Axial Explosion-Proof Plastic Blower with Canister and 15' Statically Conductive Ducting - 78 lbs.	9558-15	
16" Axial Explosion-Proof Plastic Blower with Canister and 25' Statically Conductive Ducting - 85 lbs.	9558-25	



16" AXIAL DC PLASTIC BLOWER WITH CANISTER & DUCTING

This high-output blower is ideally suited for large confined spaces such as paper mills, tank purging or utility sites where access to electricity might not be readily available as our DC Blowers are designed to be used with standard car or truck batteries as the source of power. It is made from corrosion-, UV-, and chemical-resistant "safety orange" colored polyethylene. This blower delivers both positive and negative airflow from a six-blade polypropylene fan. Super quiet, molded carry handle with built-in On/Off switch, and enclosed electrical components are all part of the construction and design of this blower. Available as a complete system that includes a storage canister with 15' or 25' of ducting and alligator clips.



Free Air	One 90° Bend	Two 90° Bends
2359 CFM	1666 CFM	1587 CFM
48 lbs.	1/2 hp	12V DC

Description	Order No.	
16" Axial DC Plastic Axial Blower	9556	
16" Axial DC Plastic Blower with Canister and 15' Ducting - 74 lbs.	9556-15	
16" Axial DC Plastic Blower with Canister and 25' Ducting - 81 lbs.	9556-25	

AXIAL INDUSTRIAL PLASTIC BLOWERS

Allegro Axial Industrial Plastic blowers are lightweight, portable, and durable units designed for use in industrial environments. They are made from corrosion-, UV- and chemical-resistant “safety orange” colored polyethylene for high visibility. They feature a molded-in carry handle and enclosed electrical components for easy portability to and from the job site. All units are compact, super quiet and feature a stackable design that allows for multiple units to be used in minimum space.



8” AXIAL AC INDUSTRIAL PLASTIC BLOWER

This lightweight, portable, single-phase motor blower is ideally suited for light industrial or utility confined space applications. This unit features enclosed electrical components with built-in On/Off switch making it a valuable blower. Ducting can be added to both inlet and outlet side of blower for ventilation or extraction purposes.

Free Air	One 90° Bend	Two 90° Bends
865 CFM	550 CFM	350 CFM
16 lbs.	1/3 hp	115V AC, 60 Hz

Order No. 9539-08



12” AXIAL DC INDUSTRIAL PLASTIC BLOWER

This blower delivers both positive and negative airflow and is perfect for larger confined spaces such as paper mills, tank purging or utility sites. Our DC blowers are designed to be used with standard car or truck batteries as the source of power.

Free Air	One 90° Bend	Two 90° Bends
1450 CFM	1075 CFM	900 CFM
19 lbs.	1/4 hp	12V DC

Order No. 9539-12DC



12” AXIAL AC INDUSTRIAL PLASTIC BLOWER

This single-phase motor blower is ideally suited for large confined spaces such as paper mills, tank purging or utility sites. This blower delivers both positive and negative airflow.

Free Air	One 90° Bend	Two 90° Bends
2180 CFM	1330 CFM	1255 CFM
31 lbs.	1 hp	115V AC, 60 Hz

Order No. 9539-12



12” AXIAL EXPLOSION-PROOF INDUSTRIAL PLASTIC BLOWER

This electric, lightweight, and easily portable explosion-proof blower is ideally suited for large confined spaces in statically conductive environments. Its single-phase motor includes a NEMA rated 115V plug for use with explosion-proof socket (sold separately). Meets Class I, Divisions 1 and 2, Groups C and D and Class II, Divisions 1 and 2, Groups F and G Hazardous Location Requirements. Certified to CSA Standard C22.2 No.113.*

Free Air	One 90° Bend	Two 90° Bends
1475 CFM	1300 CFM	1200 CFM
25 lbs.	1/3 hp	115V AC, 60 Hz

Order No. 9539-12EX



CE Complies with the relevant European product safety directives.

ETL Meets the CSA requirements for the following product safety standards: Fans and Ventilators, C22.2 No. 113

CFM calculated using 15' x 8", 12" or 16" ducting based on the diameter of the blower. Free Air calculated at blower.



* See Hazardous Location Information on page 607. Warning: Explosion-proof blowers must be used with statically conductive ducting.

** Explosion-Proof Blowers require an explosion-proof socket. See page 630.

8" AND 12" AXIAL AC INDUSTRIAL PLASTIC BLOWER SYSTEMS WITH MVP

The complete Ventilation System includes everything you'll need for your confined space site! Systems include:

- ▷ 8" or 12" Axial AC Industrial Plastic Blower
- ▷ 6' and 15' of ducting
- ▷ Storage Bag
- ▷ 8" or 12" Manhole Ventilation Passthru (MVP).

Description	Order No.	
8" Axial AC Industrial Plastic Blower System with 8" MVP	9520-398M	
12" Axial AC Industrial Plastic Blower System with 12" MVP	9520-3912M	



16" AXIAL DC INDUSTRIAL PLASTIC BLOWER

Lightweight, portable, and durable, this high-output blower is ideally suited for large confined spaces such as paper mills, tank purging or utility sites where access to electricity might not be readily available as our DC Blowers are designed to be used with standard car or truck batteries as the source of power. It is made from corrosion-, UV-, and chemical-resistant "safety orange" colored polyethylene. This blower delivers both positive and negative airflow from a six-blade polypropylene fan. Super quiet, molded carry handle with built-in On/Off switch, and enclosed electrical components are all part of the construction and design of this blower.

Free Air	One 90° Bend	Two 90° Bends
2359 CFM	1666 CFM	1587 CFM
48 lbs.	1/2 hp	12V DC

Order No. 9539-16DC



16" AXIAL AC INDUSTRIAL PLASTIC BLOWER

Lightweight, portable, and durable, this high-output blower is ideally suited for large confined spaces such as paper mills, tank purging or utility sites. This blower delivers both positive and negative airflow from a three-blade polypropylene fan. Certified to CSA Standard C22.2 No.113.

Free Air	One 90° Bend	Two 90° Bends
3200 CFM	2350 CFM	2250 CFM
40 lbs.	1 hp	115V AC, 60 Hz

Order No. 9539-16



16" AXIAL EXPLOSION-PROOF INDUSTRIAL PLASTIC BLOWER

This electric, explosion-proof blower is ideally suited for large confined spaces in statically conductive environments. Its single-phase motor includes a NEMA rated 115V plug for use with explosion-proof socket (sold separately). Meets Class I, Divisions 1 and 2, Groups C and D and Class II, Divisions 1 and 2, Groups F and G Hazardous Location Requirements. Certified to CSA Standard C22.2 No.113.*

Free Air	One 90° Bend	Two 90° Bends
2849 CFM	2290 CFM	1951 CFM
51 lbs.	3/4 hp	115V AC, 60 Hz

Order No. 9539-16EX



AXIAL INLINE BOOSTER PLASTIC BLOWERS



Ducting Not Included

8" AND 12" AXIAL AC INLINE BOOSTER PLASTIC BLOWERS

Designed for use when there is a need to run long lengths of ventilation ducting while maintaining a high CFM. Ducting is attached to both the intake and exhaust ends of the blower and multiple blowers can be placed in a series to achieve positive or negative ventilation. These lightweight, portable, single-phase motor blowers are ideally suited for industrial or utility confined space applications. These "safety orange" blowers feature super quiet performance, molded carry handles, stackable with built-in On/Off switches, as well as enclosed electrical components. Certified to CSA STD C22.2 No 113 Air Delivery certified CEESI.

Order No. 9539-08I

Order No. 9539-12I



Ducting Not Included

12" AXIAL EXPLOSION-PROOF INLINE BOOSTER PLASTIC BLOWER

Designed for use when there is a need to run long lengths of statically conductive ducting while maintaining a high CFM. Statically conductive ducting is attached to both the intake and exhaust ends of the explosion-proof blower and multiple blowers can be placed in a series to achieve positive or negative ventilation. This electric, lightweight and easily portable explosion-proof blower is ideally suited for large confined spaces in statically conductive environments. Its single-phase motor includes a NEMA rated 115V plug for use with explosion-proof socket (sold separately). Meets Class I, Divisions 1 and 2, Groups C and D and Class II, Divisions 1 and 2, Groups F and G Hazardous Location Requirements.

Order No. 9539-12EXI



CE Complies with the relevant European product safety directives.

ETL Meets the CSA requirements for the following product safety standards:
Fans and Ventilators, C22.2 No. 113

AIR BAGS

Exclusive to Allegro, these air bag blowers are designed for operations that are constantly on the go. These metal axial blowers are built into a heavy-duty polyester bag forming an all-in-one unit. Designed with zippered ends that allow blower use without removing blower from the bag. Zipper openings allow for plug/cord inlet and outlet.



YouTube

Video available on the ALLEGRO INDUSTRIES Channel
www.youtube.com/AllegroIndustries

AIR BAG 8

Featuring an 8" metal blower system with 15' or 25' ducting built into a heavy-duty polyester bag forming an all-in-one unit for ease of operation. Polypropylene nine-blade fan, steel/powder-coated housing and grill, carry handle with molded-in 2-speed switch.

- ▷ 60 Hz, 1.4 Amps, 2-speed On/Off switch
- ▷ Ducting: Single-Ply lightweight vinyl/ polyester PVC-coated
- ▷ Yellow with black wear-strip and integrated nylon attachment strap on one end
- ▷ Dimensions: 27"l x 15"w x 12"h

AC MODEL

Free Air 760 CFM
(high speed) 1/4 hp 120V, 60 Hz


Description	Order No.
AC with 15' Ducting - 25 lbs.	9535-08
AC with 25' Ducting - 29 lbs.	9535-08L

DC MODEL

Free Air 668 CFM
(high speed) 1/4 hp 12V DC

Description	Order No.
DC with 15' Ducting - 26 lbs.	9535-08DC
DC with 25' Ducting - 29 lbs.	9535-08LDC



 Meets the CSA requirements for the following product safety standards:
Fans and Ventilators, C22.2 No. 113

CFM calculated using 15' x 8", 12" or 16" ducting based on the diameter of the blower.
Free Air calculated at blower.

* See Hazardous Location Information on page 607. Warning: Explosion-proof blowers must be used with statically conductive ducting.

** Explosion-Proof Blowers require an explosion-proof socket. See page 630.



AIR BAG 12

Featuring a 12" metal blower system with 15' or 25' ducting built into a heavy-duty polyester bag forming an all-in-one unit for ease of operation. Polypropylene nine-blade fan, steel/powder-coated housing and grill, carry handle with molded-in 2-speed switch.

- ▷ 60 Hz, 3.8 Amps, 2-speed On/Off switch
- ▷ Ducting: Single-Ply lightweight vinyl/polyester PVC-coated
- ▷ Yellow with black wear-strip and integrated nylon attachment strap on one end
- ▷ Dimensions: 28"l x 16"w x 14"h

AC MODEL

Free Air 1840 CFM
(high speed) 1/2 hp 120V AC, 60 Hz

Description	Order No.
AC with 15' Ducting - 35 lbs.	9535-12
AC with 25' Ducting - 41 lbs.	9535-12L

DC MODEL

Free Air 1360 CFM
(high speed) 1/2 hp 12V DC

Description	Order No.
DC with 15' Ducting - 36 lbs.	9535-12DC
DC with 25' Ducting - 39 lbs.	9535-12LDC



YouTube

Video available on the ALLEGRO INDUSTRIES Channel
www.youtube.com/AllegroIndustries



8" AND 12" AIR BAG BLOWER SYSTEMS WITH MVP

The complete Ventilation System includes everything you'll need for your confined space site. Systems include:

- ▷ 8" or 12" Metal all-in-one Air Bag Blower
- ▷ 15' of ducting
- ▷ Storage Bag
- ▷ 8" or 12" Manhole Ventilation Passthru (MVP)

Description	Order No.
8" AC Air Bag Blower System with 8" MVP	9520-358M
12" AC Air Bag Blower System with 12" MVP	9520-3512M



AXIAL METAL BLOWERS



8" AXIAL AC METAL BLOWER

This compact, lightweight 8" Axial Blower offers the highest output available from an AC electric motor. It is designed with tough steel construction, a durable grill, a convenient carrying handle, and rubber feet. Its small profile means easy storage. Certified to CSA STD C22.2 No 113. Air delivery certified CEESI.

Free Air	One 90° Bend	Two 90° Bends
1275 CFM	661 CFM	582 CFM
19 lbs.	1/3 hp	120V AC, 60 Hz



Order No. 9513
Order No. 9513-E



8" AXIAL AC METAL BLOWER WITH CANISTER & DUCTING

Engineered for convenience, this 8" Axial Blower is an all-in-one ventilation system. The design allows ducting to collapse into a built-in canister for easy storage. The unit can also be stored vertically to use a minimum amount of space. Includes blower, built-in storage canister and 15 or 25 feet of ducting. Certified to CSA STD C22.2 No 113. Air delivery certified CEESI.

Free Air	One 90° Bend	Two 90° Bends
1275 CFM	661 CFM	582 CFM
32 lbs.	1/3 hp	120V AC, 60 Hz



Description	Order No.
15 ft. of Ducting	9514
15 ft. of Ducting	9514-E



Free Air	One 90° Bend	Two 90° Bends
1275 CFM	661 CFM	582 CFM
46 lbs.	1/3 hp	120V AC, 60 Hz

Description	Order No.
25 ft. of Ducting	9514-25
25 ft. of Ducting	9514-25E



8" AXIAL DC METAL BLOWER

Perfect for locations where electricity is not available, this lightweight and easily portable 8" DC Axial Metal Blower may be operated off a standard car or truck battery. It features a 1/4 hp, 12V DC electric motor with thermal protector and single speed performance. Alligator clips are included.

Free Air	One 90° Bend	Two 90° Bends
1150 CFM	800 CFM	650 CFM
18 lbs.	1/4 hp	12V DC



Order No. 9506

8" AXIAL DC METAL BLOWER WITH CANISTER & DUCTING

This complete, all-in-one ventilation system includes an 8" Axial Blower powered by a 12-volt DC motor, 15 or 25 feet of ducting and a built-in storage canister. The handle and feet make this lightweight system very portable and easy-to-store. Allegro DC Blowers are designed to be used with standard car or truck batteries as the source of power.

Free Air	One 90° Bend	Two 90° Bends
1150 CFM	800 CFM	650 CFM
31 lbs.	1/4 hp	12V DC



Description	Order No.
15 ft. of Ducting	9506-01

Free Air	One 90° Bend	Two 90° Bends
1150 CFM	800 CFM	650 CFM
37 lbs.	1/4 hp	12V DC

Description	Order No.
25 ft. of Ducting	9506-25





YouTube
Video available on the ALLEGRO INDUSTRIES Channel
www.youtube.com/AllegroIndustries

8" AXIAL EXPLOSION-PROOF METAL BLOWER

This blower features an electric, explosion-proof, single-phase motor that is UL-listed and includes a NEMA rated 115V plug. It features tough steel construction and meets Class I, Divisions 1 and 2, Groups C and D and Class II, Divisions 1 and 2, Groups F and G Hazardous Location Requirements.*

Free Air 890 CFM 31 lbs.	One 90° Bend 825 CFM 1/3 hp	Two 90° Bends 770 CFM 115V AC, 60 Hz
--------------------------------	-----------------------------------	--

Description	Order No.	
Blower only	9513-05	
	9513-05E	
8" Axial Explosion-Proof Blower with Canister & 15 ft. of Statically Conductive Ducting - 49 lbs.	9514-05	
	9514-05E	
8" Axial Explosion-Proof Blower with Canister & 25 ft. of Statically Conductive Ducting - 57 lbs.	9514-06	
	9514-06E	

8" AXIAL AC AND DC METAL BLOWER SYSTEMS WITH MVP

Easy-to-order, easy-to-use Complete Ventilation Systems including all the most requested equipment you need for your confined space site.

The systems include:

- ▷ 8" Axial AC or DC Blower
- ▷ 6' and 15' of ducting
- ▷ Storage Bag
- ▷ Manhole Ventilation Passthu (MVP)

Description	Order No.
8" AC Axial Blower System with 8" MVP	9520-14M
8" DC Axial Blower System with 8" MVP	9520-06M



Blowers offered in 220V/50 Hz. Does not meet the CSA requirements for the following product safety standards: Fans and Ventilators, C22.2 No. 113. For more information call Customer Service at 800-622-3530.

Meets the CSA requirements for the following product safety standards: Fans and Ventilators, C22.2 No. 113

CFM calculated using 15' x 8", 12" or 16" ducting based on the diameter of the blower. Free Air calculated at blower.

* See Hazardous Location Information on page 607. Warning: Explosion-proof blowers must be used with statically conductive ducting.

** Explosion-Proof Blowers require an explosion-proof socket. See page 630.



8" AXIAL AC METAL COM-PAX-IAL BLOWER

Weighing 13% less than our 9513, this blower features a venturi inlet to increase CFM. Designed with tough steel construction, rubber feet, handle, and a durable grill. Complete with AC electric motor. Blower sold separately or with quick-connect canister with 15' or 25' ducting included.

Free Air	One 90° Bend	Two 90° Bends
778 CFM	645 CFM	496 CFM
17 lbs.	1/3 hp	120V AC, 60 Hz



Order No. 9534



8" AXIAL DC METAL COM-PAX-IAL BLOWER

Designed to run off a standard car or truck battery when you're on the road. A 12V DC electric motor with single speed performance is included in this lightweight and easy-to-store blower. It also features a cord with a handle, alligator clips, durable grill, and tough steel construction that's built to last.

Free Air	One 90° Bend	Two 90° Bends
796 CFM	667 CFM	480 CFM
16 lbs.	1/4 hp	12V DC



Order No. 9537

8" AXIAL AC METAL COM-PAX-IAL BLOWER WITH CANISTER & DUCTING

This lightweight and compact Com-pax-ial blower is an all-in-one ventilation system sold with quick-connect 15' or 25' ducting canister which attaches quickly without tools with Cam-lock latches.

Free Air	One 90° Bend	Two 90° Bends
778 CFM	645 CFM	496 CFM
	1/3 hp	120V AC, 60 Hz



Description	Order No.
8" AC Com-pax-ial Blower with 15' Ducting Canister Assembly - 34 lbs.	9534-15
15' Canister Conversion Kit (use with 9534 & 9537)	9534-15C
8" AC Com-pax-ial Blower with 25' Ducting Canister Assembly - 37 lbs.	9534-25
25' Canister Conversion Kit (use with 9534 & 9537)	9534-25C



8" AXIAL DC METAL COM-PAX-IAL BLOWER WITH CANISTER & DUCTING

Designed to run off a standard car or truck battery when you're on the road. A 12V DC electric motor with single speed performance is included in this lightweight and easy-to-store blower. It also features a quick-connect canister with 15' or 25' ducting included that attaches quickly without tools, cord with a handle, alligator clips, Cam-lock latches, durable grill, and tough steel construction that's built to last.

Free Air	One 90° Bend	Two 90° Bends
796 CFM	667 CFM	480 CFM
31 lbs.	1/4 hp	12V DC



Description	Order No.
8" DC Com-pax-ial Blower with Canister & 15 ft. of Ducting	9537-15

Free Air	One 90° Bend	Two 90° Bends
796 CFM	667 CFM	480 CFM
36 lbs.	1/4 hp	12V DC

Description	Order No.
8" DC Com-pax-ial Blower with Canister & 25 ft. of Ducting	9537-25

Blowers offered in 220V/50 Hz. Does not meet the CSA requirements for the following product safety standards: Fans and Ventilators, C22.2 No. 113. For more information call Customer Service at 800-622-3530.

Meets the CSA requirements for the following product safety standards: Fans and Ventilators, C22.2 No. 113

CFM calculated using 15' x 8", 12" or 16" ducting based on the diameter of the blower. Free Air calculated at blower.

* See Hazardous Location Information on page 607. Warning: Explosion-proof blowers must be used with statically conductive ducting.

** Explosion-Proof Blowers require an explosion-proof socket. See page 630.



12" AXIAL AC STANDARD METAL BLOWER

Designed for applications requiring larger amounts of air output, the Standard 12" Axial Blower offers a 1/3 hp motor with an efficient three-blade impeller in a rugged, lightweight metal housing. Certified to CSA Standard C22.2 No.113

Free Air	One 90° Bend	Two 90° Bends
1763 CFM	1401 CFM	1227 CFM
27 lbs.	1/3 hp	120V AC, 60 Hz

Order No. 9509



12" AXIAL AC HIGH-OUTPUT METAL BLOWER

Designed for applications requiring larger amounts of air output, this 12" Axial High-Output Blower features a 1/2 hp motor with efficient three-blade impeller in a rugged, lightweight, and portable metal housing. Certified to CSA Standard C22.2 No.113.

Free Air	One 90° Bend	Two 90° Bends
2202 CFM	1674 CFM	1598 CFM
40 lbs.	1/2 hp	115V AC, 60 Hz

Order No. 9509-50

Order No. 9509-50E



12" AXIAL AC STANDARD METAL BLOWER SYSTEM WITH MVP

The complete Ventilation System includes everything you'll need for your confined space site! The systems include:

- ▷ 12" Axial AC Standard Metal Blower
- ▷ 6' and 15' of ducting
- ▷ Storage Bag
- ▷ 12" Manhole Ventilation Passthru (MVP)

Description	Order No.
12" Axial AC Standard Metal Blower System with 12" MVP	9520-09M



12" AXIAL EXPLOSION-PROOF METAL BLOWER

Designed for applications requiring larger amounts of air output, this blower offers a 1/3 hp single-phase motor with an efficient three-blade impeller in a rugged, lightweight metal housing. Also included is a NEMA rated 125V plug for use with an explosion-proof socket (sold separately). Meets Class I, Division 1 and 2, Groups C & D, Class II Division 1 and 2 Groups F & G. Certified to CSA Standard C22.2 No.113.*

Free Air	One 90° Bend	Two 90° Bends
1636 CFM	1255 CFM	1156 CFM
33 lbs.	1/3 hp	115V AC, 60 Hz

Order No. 9509-01

Order No. 9509-01E



12" AXIAL DC METAL BLOWER

Designed for applications requiring larger amounts of air output, the DC 12" Axial Metal Blower offers a 1/4 hp motor with an efficient three-blade impeller in a rugged, lightweight metal housing. Our DC Blowers are designed to be used with standard car or truck batteries as the source of power.

Free Air	One 90° Bend	Two 90° Bends
1685 CFM	1220 CFM	1020 CFM
24 lbs.	1/4 hp	12V DC

Order No. 9529





Video available on the ALLEGRO INDUSTRIES Channel
www.youtube.com/AllegroIndustries



16" AXIAL AC STANDARD METAL BLOWER

Designed for very large confined spaces, this large 1/2 hp 16" Standard Axial Metal Blower delivers high output for drawing or pushing air. The durable and tough metal housing holds a six-blade impeller.

Free Air	One 90° Bend	Two 90° Bends
3400 CFM	2800 CFM	2300 CFM
47 lbs.	1/2 hp	115V AC, 60 Hz

Order No. 9515
 Order No. 9515-E



16" AXIAL EXPLOSION-PROOF METAL BLOWER

Designed for use in applications requiring a large amount of output in a hazardous location environment. Our 16" Axial Explosion-Proof Metal Blower is offered with a 1/2 hp single-phase motor and an efficient six-blade impeller fan in a rugged metal housing. Also included is a NEMA rated 115V plug to be used with an explosion-proof socket (sold separately). Meets Class I, Division 1 and 2, Groups C & D, Class II Division 1 and 2 Groups F & G. Certified to CSA Standard C22.2 No.113.*

Free Air	One 90° Bend	Two 90° Bends
2900 CFM	1800 CFM	1750 CFM
67 lbs.	1/2 hp	115V-230V AC, 60 Hz

Order No. 9515-01



16" AXIAL DC STANDARD METAL BLOWER

Designed for applications requiring a large amount of output. This DC Standard Metal Blower features a 1/2 hp motor with an efficient six-blade impeller in a rugged metal housing with handles on each side for easy portability. Our DC Blowers are designed to be used with standard car or truck batteries as the source of power.

Free Air	One 90° Bend	Two 90° Bends
2929 CFM	1981 CFM	1762 CFM
54 lbs.	1/2 hp	12V DC

Order No. 9515-DC



16" AXIAL EXPLOSION-PROOF HIGH-OUTPUT METAL BLOWER

Designed for applications requiring a maximum amount of output. The housing is made from 16-gauge cold rolled steel and powder-coated in a "safety orange" color and holds a three-blade impeller. Powered by a 1 1/2 hp, 3450 RPM UL-listed, IECex/ATEX/INMETRO certified motor. It also includes a 115V plug, interchangeable flange for intake or exhaust mounting, integrated carry handles for easy transport and a steel/zinc plated grill. 4 rubber feet, built-in On/Off switch, and voltage change switch are added features of this powerhouse unit.

Free Air	One 90° Bend	Two 90° Bends
4839 CFM	2942 CFM	2926 CFM
62 lbs.	1 1/2 hp	115V-230V AC, 50/60 Hz

Order No. 9515-50EX
 Order No. 9515-50EXE



16" AXIAL AC HIGH-OUTPUT METAL BLOWER

Designed for applications requiring a maximum amount of output, this 16" High-Output Blower offers a 2 hp electric motor housed in a rugged metal casing. Its efficient three-blade impeller and high-powered motor allow for high air flow. Includes a special 30 amp plug.

Free Air	One 90° Bend	Two 90° Bends
5500 CFM	4950 CFM	4400 CFM
74 lbs.	2 hp	115V-230V AC, 60 Hz

Order No. 9516





20" AXIAL AC STANDARD METAL BLOWER

Designed for applications requiring a maximum amount of output. Housing is made from 16-gauge cold rolled steel and powder-coated in a "safety orange" color that holds a three-blade impeller. It features an interchangeable flange for intake or exhaust mounting, integrated carry handles for easy transport, a steel/zinc plated grill, and 4 rubber feet. UL-listed. Certified to CSA Standard C22.2 No.113.

Free Air	One 90° Bend	Two 90° Bends
4650 CFM	3150 CFM	2950 CFM
56 lbs.	1/2 hp	115V AC, 60 Hz



Order No. 9525
Order No. 9525-E

20" AXIAL EXPLOSION-PROOF METAL BLOWER

Designed for use in applications requiring a large amount of output in a hazardous location environment. Our 20" Axial Explosion-Proof Metal Blower is offered with a 1/2 hp single-phase motor and an efficient three-blade impeller fan in a rugged metal housing. Also included is a NEMA rated 115V plug to be used with an explosion-proof socket (sold separately). Meets Class I, Division 1 and 2, Groups C & D, Class II Division 1 and 2 Groups F & G. UL-listed. Certified to CSA Standard C22.2 No.113.*

Free Air	One 90° Bend	Two 90° Bends
4650 CFM	3150 CFM	2950 CFM
75 lbs.	1/2 hp	115V-230V AC, 60 Hz



Order No. 9525-01
Order No. 9525-01E

20" AXIAL AC HIGH-OUTPUT METAL BLOWER

Designed for applications requiring a maximum amount of output. Housing is made from 16-gauge cold rolled steel and powder-coated in a "safety orange" color that holds a four-blade impeller. It features an interchangeable flange for intake or exhaust mounting, integrated carry handles for easy transport, a steel/zinc plated grill, and 4 rubber feet. UL-listed. Certified to CSA Standard C22.2 No.113.

Free Air	One 90° Bend	Two 90° Bends
7500 CFM	6700 CFM	6130 CFM
83 lbs.	2 hp	115V-230V AC, 60 Hz



Order No. 9525-50

20" AXIAL EXPLOSION-PROOF HIGH-OUTPUT METAL BLOWER

Designed for applications requiring a maximum amount of output. The housing is made from 16-gauge cold rolled steel and powder-coated in a "safety orange" color and holds a three-blade impeller. Powered by a 1 1/2 hp, 3450 RPM UL-listed, IECex/ATEX/INMETRO certified motor. It also includes a 115V plug, interchangeable flange for intake or exhaust mounting, integrated carry handles for easy transport, and a steel/zinc plated grill. 4 rubber feet, built-in On/Off switch and voltage change switch are added features of this powerhouse unit.

Free Air	One 90° Bend	Two 90° Bends
6837 CFM	5268 CFM	4829 CFM
71 lbs.	1 1/2 hp	115V-230V AC, 50/60 Hz



Order No. 9525-50EX
Order No. 9525-50EXE



Blowers offered in 220V/50 Hz. Does not meet the CSA requirements for the following product safety standards: Fans and Ventilators, C22.2 No. 113. For more information call Customer Service at 800-622-3530.

Meets the CSA requirements for the following product safety standards: Fans and Ventilators, C22.2 No. 113

CFM calculated using 15' x 8", 12" or 16" ducting based on the diameter of the blower. Free Air calculated at blower.

* See Hazardous Location Information on page 607. Warning: Explosion-proof blowers must be used with statically conductive ducting.

** Explosion-Proof Blowers require an explosion-proof socket. See page 630.

26" AXIAL AC STANDARD METAL BLOWER

Designed for applications requiring a maximum amount of output as this 26" Axial Standard Metal Blower offers the highest output of any of our ventilation blowers. Housing is made from 16-gauge cold rolled steel and powder-coated in a "safety orange" color that holds a three-blade impeller. It features an interchangeable flange for intake or exhaust mounting, integrated carry handles for easy transport, a steel/zinc plated grill, and 4 rubber feet.

Free Air	One 90° Bend	Two 90° Bends
9570 CFM	8610 CFM	7750 CFM
105 lbs.	2 hp	115V AC, 60 Hz



Order No. 9530



CENTRIFUGAL BLOWERS



Video available on the ALLEGRO INDUSTRIES Channel
www.youtube.com/AllegroIndustries

CENTRIFUGAL STANDARD BLOWER

Excellent for most ventilating confined spaces. Designed with a tough, lightweight polyethylene housing, metal safeguards, and a steel fan for durability. Two 8" ports offer positive ventilation or fume extraction, and the metal base with feet offers greater stability. The electric 1/3 hp motor is cage enclosed for protection. It also includes On/Off switch and built-in carry handle for increased portability. Works great with generators. Air delivery certified CEESI. Certified to CSA Standard C22.2 No. 113.

Free Air	One 90° Bend	Two 90° Bends
1066 CFM	839 CFM	745 CFM
38 lbs.	1/3 hp	115V AC, 60 Hz



Order No. 9504



CENTRIFUGAL HIGH-OUTPUT BLOWER


Designed for larger confined space environments that require faster purge times. Its tough, lightweight polyethylene housing offers durability while the metal safeguards and steel fan offer greater safety. Two 8" ports offer positive ventilation or fume extraction, and the metal base with feet offers greater stability. The electric 3/4 hp motor offers a higher CFM output and is cage-enclosed for protection. It also includes an On/Off switch and built-in carry handle for increased portability. Certified to CSA Standard C22.2 No. 113.


Free Air	One 90° Bend	Two 90° Bends
1570 CFM	1100 CFM	900 CFM
45 lbs.	3/4 hp	115V-230V AC, 60 Hz



Order No. 9504-50
Order No. 9504-50E



 Blowers offered in 220V/50 Hz. Does not meet the CSA requirements for the following product safety standards: Fans and Ventilators, C22.2 No. 113. For more information call Customer Service at 800-622-3530.

 Meets the CSA requirements for the following product safety standards: Fans and Ventilators, C22.2 No. 113

CFM calculated using 15' x 8", 12" or 16" ducting based on the diameter of the blower. Free Air calculated at blower.

* See Hazardous Location Information on page 607. Warning: Explosion-proof blowers must be used with statically conductive ducting.

** Explosion-Proof Blowers require an explosion-proof socket. See page 630.



CENTRIFUGAL TWO-SPEED BLOWER

This blower offers greater flexibility by allowing workers to use high speed in some applications such as purging an area; and the lower speed in other sites such as very dusty environments. The 8" ports allow for positive or negative ventilation and the steel box mounted electric motor and tough polyethylene housing are designed for durability. Comes complete with inline GFI and steel base for safety.

LOW SPEED

Free Air	One 90° Bend	Two 90° Bends
760 CFM	500 CFM	360 CFM
64 lbs.	¾ hp	115V AC, 60 Hz

HIGH SPEED

Free Air	One 90° Bend	Two 90° Bends
1850 CFM	1050 CFM	800 CFM
64 lbs.	¾ hp	115V AC, 60 Hz

Order No. 9507



CENTRIFUGAL HEAVY-DUTY EXPLOSION-PROOF BLOWER

This blower features an electric, explosion-proof, single-phase motor that is UL-listed and CSA-certified, and includes a NEMA rated 115V plug for use with explosion-proof socket (sold separately). Its ABS housing provides non-sparking safety and with a smart compact design, it allows for easy use and storage without sacrificing airflow. Meets Class I, Divisions 1 and 2, Groups C and D and Class II, Divisions 1 and 2, Groups F and G Hazardous Location Requirements.*

Free Air	One 90° Bend	Two 90° Bends
1570 CFM	1100 CFM	900 CFM
76 lbs.	¾ hp	115V-230V AC, 60 Hz

Order No. 9503

Order No. 9503-E



CENTRIFUGAL HEAVY-DUTY BLOWER

High performance and durability are built into this Heavy-Duty Blower. Its large 1 ½ hp motor and 8" ports deliver high CFM allowing workers to draw out or push air in. The electric motor is totally enclosed, and the high-impact polyethylene housing offers greater durability.

Free Air	One 90° Bend	Two 90° Bends
1700 CFM	1200 CFM	960 CFM
61 lbs.	1 ½ hp	115V-230V AC, 60 Hz

Order No. 9502



CENTRIFUGAL GAS BLOWER (BRIGGS & STRATTON)

Perfect for remote locations where electricity is unavailable, this gasoline-powered, 5 hp blower offers high flow rates. The 8" ports and steel guards provide safety and the polyethylene housing with built-in handle offers durability and convenience. It is designed with a sturdy metal base that minimize blower rocking and offers greater stability. 3.2 quarts of gasoline will power 3-4 hours of running time. Blower includes 6-foot inlet hose extension.

Free Air	One 90° Bend	Two 90° Bends
1390 CFM	1152 CFM	1079 CFM
62 lbs.	5 hp	Briggs & Stratton


Order No. 9505





CENTRIFUGAL GAS BLOWER (HONDA)

Perfect for remote locations where electricity is unavailable, this gasoline-powered, 4.8 hp, 4 stroke blower offers high flow rates and the durability of a Honda engine. The 8" ports and steel guards provide safety and the polyethylene housing with built-in handle offers durability and convenience during transport. It is designed with a sturdy metal base that minimize blower rocking and offers greater stability. Blower includes 6-foot inlet hose extension.

Free Air	One 90° Bend	Two 90° Bends	
1420 CFM	910 CFM	845 CFM	
58 lbs.	4.8 hp	Honda (four stroke)	


Order No. 9505-50



CENTRIFUGAL AIR-DRIVEN BLOWER

Ideal for areas where a compressor is readily available, this air-driven model requires 30 CFM at 40 psi. It uses an aluminum fan for explosion-proof requirements and includes a steel base, polyethylene housing, 2-stage filter, regulator, and lubricator.

If used in hazardous environments, use statically conductive ducting.

Free Air	One 90° Bend	Two 90° Bends	
1800 CFM	1350 CFM	900 CFM	
43 lbs.			

Order No. 9508







CENTRIFUGAL STANDARD BLOWER SYSTEM WITH MVP


Our Complete Ventilation Systems include all the most requested equipment you need for your confined space site. The systems include:

- ▷ Your choice of Centrifugal Blower
- ▷ 6' and 15' of ducting
- ▷ Storage Bag
- ▷ Manhole Ventilation Passthru (MVP)



Description	Order No.	
8" AC Standard Blower System w/ MVP (9504 Blower)	9520-04M	
8" High-Output Blower System w/ MVP (9504-50 Blower)	9520-50M	
8" Briggs & Stratton Gas Blower System w/ MVP (9505 Blower)	9520-05M	
8" 2-Speed Blower System w/ MVP (9507 Blower)	9520-07M	
8" Heavy-Duty Explosion-Proof Blower System w/ MVP (9503 Blower)	9520-03M	

 Blowers offered in 220V/50 Hz. Does not meet the CSA requirements for the following product safety standards: Fans and Ventilators, C22.2 No. 113. For more information call Customer Service at 800-622-3530.

 Meets the CSA requirements for the following product safety standards: Fans and Ventilators, C22.2 No. 113

CFM calculated using 15' x 8", 12" or 16" ducting based on the diameter of the blower. Free Air calculated at blower.

* See Hazardous Location Information on page 607. Warning: Explosion-proof blowers must be used with statically conductive ducting.

** Explosion-Proof Blowers require an explosion-proof socket. See page 630.

VENTURI BLOWERS

Our Venturi Blowers are a perfect solution to moving air in refineries, utility and power plants, shipyards, paper and pulp plants, marine and steel industries, and manhole operations.

Use our Venturi Blowers to remove poisonous, explosive, or hazardous fumes from confined spaces such as process towers, tanks, and large pipes. You can cool workers in elevated temperature conditions, or cool heavy equipment that may be in danger of overheating with a blast of directed air. Our line of high-performance, lightweight Venturi Blowers helps to create a safe, healthy working environment leading to greater efficiency and productivity. Welding fumes, hot air, gases, and smoke can all be removed quickly and easily while our Venturi Blowers can also be used to move fresh air into a manhole.



METAL



Video available on the ALLEGRO INDUSTRIES Channel
www.youtube.com/AllegroIndustries



PLASTIC



Video available on the ALLEGRO INDUSTRIES Channel
www.youtube.com/AllegroIndustries

OPERATION

Compressed air or saturated steam is the power source for our Venturi Blower line. Small volumes of high-velocity air (from the compressed air source) run through the casting and out the nozzle jets, creating a venturi action or pulling action that creates large volumes of air through the venturi and out the air diffuser.

A 1" to 1 1/2" hose with a "crows foot" connection is recommended from your air supply source to the side inlet connection. The compressor size required can be determined by checking the chart on air consumed at various inlet pressures. Operate this Venturi Blower on air or steam lines limited to 140 psi.

- ▷ Choose from Metal or Anti-Static Plastic Linear Low-Density Polyethylene (LLDPE)
- ▷ Lightweight construction
- ▷ Convenient carry handles for one-person portability to any location
- ▷ No guards required
- ▷ Multiple inlet ports
- ▷ Sturdy steel galvanized steel diffuser
- ▷ All models include a crow's foot inlet connection
- ▷ Static ground wire is attached to the base of all blowers (for use in hazardous locations)
- ▷ Single-piece cast aluminum inlet housing



SPECIFICATIONS

Overall Length	Diameter of Base	Diameter Top of Horn	NPT Size	Bolt Circle Diameter	Basic Slot Diameter	Net Weight	Order No.
16.75"	7.31"	6.00"	.5"	6.56"	0.4"	5.5 lbs.	9518-03S
16.75"	7.31"	6.00"	.5"	6.56"	0.4"	4.4 lbs.	9518-13S (plastic)
30.50"	7.31"	7.00"	.5"	6.56"	0.4"	8.5 lbs.	9518-03
30.50"	7.31"	7.00"	.5"	6.56"	0.4"	6.2 lbs.	9518-13 (plastic)
44.25"	11.25"	12.50"	1"	10.50"	0.4"	22.3 lbs.	9518-06
44.25"	11.25"	12.50"	1"	10.50"	0.4"	14.9 lbs.	9518-16 (plastic)
46.06"	14.37"	14.25"	1"	13.62"	0.5"	36.0 lbs.	9518-08
46.06"	14.37"	14.25"	1"	13.62"	0.5"	26.3 lbs.	9518-18 (plastic)
48.00"	17.50"	15.75"	1"	15.50"	0.6"	42.0 lbs.	9518-10



AIR FLOW

TOTAL AIR FLOW

60 PSIG.	80 PSIG.	100 PSIG.	Order No.	
865 CFM	1080 CFM	1205 CFM	9518-03S	9518-13S
1135 CFM	1310 CFM	1465 CFM	9518-03	9518-13
2560 CFM	3020 CFM	3700 CFM	9518-06	9518-16
4215 CFM	4810 CFM	5435 CFM	9518-08	9518-18
6180 CFM	7305 CFM	8220 CFM	9518-10	

AIR CONSUMED

60 PSIG.	80 PSIG.	100 PSIG.	Order No.	
30 SCFM	40 SCFM	50 SCFM	9518-03S	9518-13S
30 SCFM	40 SCFM	50 SCFM	9518-03	9518-13
60 SCFM	80 SCFM	100 SCFM	9518-06	9518-16
110 SCFM	140 SCFM	180 SCFM	9518-08	9518-18
190 SCFM	250 SCFM	380 SCFM	9518-10	

FREE AIR INDUCTION RATIOS (Air Flow divided by Air Consumed)


60 PSIG.	80 PSIG.	100 PSIG.	Order No.	
28.83	27.00	24.10	9518-03S	9518-13S
37.83	32.75	29.30	9518-03	9518-13
42.67	37.75	37.00	9518-06	9518-16
38.32	34.36	30.19	9518-08	9518-18
32.53	29.22	21.63	9518-10	

Example:

When using 9518-03S or 9518-13S with air supply 60 PSIG. and 30 SCFM, the total outlet air flow will generate up to 865 CFM.

Models 9518-03, 9518-03S, 9518-13, and 9518-13S use 8-inch ducting.

Models 9518-06, 9518-08, 9518-10, 9518-16, and 9518-18 use 16-inch ducting.



See Blower Accessories page 630.

ACCESSORY PART NUMBERS

Description	Order No.
Duct to Duct Connector for 8" Ducting	9500-01
Duct to Duct Connector for 16" Ducting	9600-01
Adapter/Reducer 16" to 8"	9600-50
Storage Bag for 8" Ducting	9500-45
Storage Bag for 16" Ducting	9600-45
Storage Rack for 8" Ducting	9500-35
Storage Rack for 16" Ducting	9600-36

DUCTING PART NUMBERS

Description	Order No.
15' of 8" Ducting	9500-15
25' of 8" Ducting	9500-25
15' of 8" Statically Conductive Ducting	9500-15EX
25' of 8" Statically Conductive Ducting	9500-25EX
15' of 16" Ducting	9600-15
25' of 16" Ducting	9600-25
15' of 16" Statically Conductive Ducting	9600-15EX
25' of 16" Statically Conductive Ducting	9600-25EX

PNEUMATIC BLOWERS



20" JET FAN

This heavy-duty aluminum fan can be used as a blower or exhaust by simply reverse mounting. Compressed air is pushed through a nozzle at the end of each blade creating up to 10,500 at 100 psig. Heavy-duty ball bearings are permanently lubricated and sealed for the life of the fan. Added features include 3/4" side mount inlet connector, and fan is spark resistant. Easy to transport with recessed handles or it can be rolled. 9 7/8" h x 24 3/4" diameter.

Order No. 9518-20



24" JET FAN

Compressed air is pushed through a nozzle at the end of each blade creating the fan to propel at speeds up to 16,000 at 100 psig. quickly and efficiently. This heavy-duty aluminum fans can be used as a blower or exhaust by simply reverse mounting. Added features include 3/4" side mount inlet connector, heavy-duty ball bearings permanently lubricated and sealed for the life of the fan and a spark-resistant unit. Easy to transport with recessed handles or it can be rolled. 11 3/4" h x 32 3/4" diameter.

Order No. 9518-24



CFM AT GIVEN STATIC PRESSURE (IN WG)

Jet Fan Size	Inlet Pressure (PSIG)	Air Consumption (SCFM)	Static Pressure (in inches of water)				
			0"	1"	2"	3"	4"
20" Jet Fan	40	60	6,000	3,600	1,600	200	—
	60	114	7,500	5,900	3,900	2,300	1,200
	80	186	9,000	7,700	6,000	4,400	3,200
	100	292	10,500	9,200	7,800	6,300	4,800
24" Jet Fan	40	76	8,200	2,400	—	—	—
	60	147	11,000	6,500	—	—	—
	80	225	12,900	9,900	6,200	3,400	1,200
	100	338	16,000	14,000	11,300	8,300	6,300

BLOWER ACCESSORIES



ADAPTER REDUCER

Our lightweight, yellow and black, soft nylon adapter reducer is rugged enough to stand up to any working condition and is designed for most air handling capabilities. Its flexible and collapsible design allows for easy storage when not in use. The reducer is available in three models and includes a duct-to-duct connector.

Note: 16" reducers can NOT be used with 9516 and 9515-50EX blowers.

Description	Order No.
12" - 8" Flexible Vinyl	9550-50
16" - 8" Flexible Vinyl	9600-50
16" - 12" Flexible Vinyl	9600-55



BLOWER FILTER BOX

Hook up your existing blower with 8" ducting to the back of our Filter Box. It filters the ambient air from or to the blower through the Filter Box. Can be attached on either inlet or outlet side of blower for positive or negative filtration. Filters particulates and dust. Made of galvanized sheet metal. Operates with up to two filters inserted at once. One filter included. Dimensions are 24"l x 24"w. Weighs 13 lbs.

Order No. 9500-34



Y-DUCT CONNECTOR

Our Y-Duct Connectors help distribute air flow in multiple directions. Made of industrial-grade galvanized sheet metal and sized to fit standard 8", 12", 16" or 20" circular ducting. The adapter inlets measure 8" x 8" x 8", 12" x 12" x 12", 16" x 16" x 16" or 20" x 20" x 20" respectively. Easily connects to your ducting by using standard ring clamps. Using multiple Y-Duct Connectors with other fittings may reduce your air flow.

Description	Order No.
8" diameter, 4 lbs.	9500-Y
12" diameter, 7 lbs.	9550-Y
16" diameter, 10 1/2 lbs.	9600-Y
20" diameter, 16 lbs.	9650-Y



EXPLOSION-PROOF SOCKET

Designed for use in hazardous locations. Features an iron mounting box with triple coat finish and spring-loaded door keeping dust out of receptacle when plug is not in use. When plug is in use, a neoprene gasket inside receptacle seals around plug keeping out dirt, water, dust, and other foreign matter.

Description	Order No.
110V	9503-03
220V	9503-06



DUCT-TO-DUCT CONNECTOR

Allows safe connection of additional ducting for remote locations, this connector is constructed of galvanized steel with a raised lip to hold ducting in place.

Description	Order No.
8" diameter	9500-01
12" diameter	9550-01
16" diameter	9600-01
20" diameter	9650-01
26" diameter	9700-26



STANDARD EXTENSION CORD

This 50' yellow extra heavy-duty cord powers 15 AMP, 120V. Weather-resistant at temperature range of -40° F to 140° F (-40° C to 60° C). Includes rugged and durable clear molded plugs. Meets OSHA specifications and UL-listed. Weighs 13 lbs.

Order No. 9540-50



EXPLOSION-PROOF EXTENSION CORD

This 50' black extension cord comes with a 20 AMP connector and plug. Weather-resistant at a temperature range of -40° F to 221° F (-40° C to 105° C). Flexible and provides excellent abrasion resistance. UL-listed and CSA-certified for indoor and outdoor use. CSA Certifications: Class I Division 1 & 2 Groups B, C, and D; Class II, Division 1 & 2 Groups F* and G. Weighs 15.5 lbs.

**Do not use where electrically conductive dusts are present (most coal dust is not electrically conductive).*

Description	Order No.
110V	9540-50EX
220V	9540-60EX





ALLEGRO
INDUSTRIES

DUCTING



Statically conductive ducting is black.

8" DIA. 12" DIA. 16" DIA. 20" DIA. 26" DIA.



DUCTING

We can handle all your ducting needs with our extensive offering in 5 different diameters: 8", 12", 16", 20", and 26". The 8" ducting is available in 6', 15', and 25' lengths. The 12", 16", 20", and 26" are available in 15' and 25' lengths. Lightweight and retractable, this ducting is designed for maximum air handling capabilities and built for dual direction flow with minimum friction loss. Vinyl and polyester materials with PVC coating make this single ply ducting stand up to any rugged environment. The non-collapsible design and yellow with black weather strip for visibility on the job, also meets ASTM 227 specs. Ducting provides temperature resistance up to 180° F.

	8"	12"	16"	20"	26"
6 feet	9500-06	9550-06			
15 feet	9500-15	9550-15	9600-15	9650-15	9700-15
25 feet	9500-25	9550-25	9600-25	9650-25	9700-25

STATICALLY CONDUCTIVE DUCTING

We offer 4 different ducting diameters, 8", 12", 16", and 20" in 15' and 25' lengths for static conductive environments. This lightweight and retractable ducting is designed for maximum air handling capabilities with dual direction flow and low friction loss, while providing a safe positive means of discharging static build-up. Single ply, designed with vinyl and polyester materials and a neoprene coating, create a temperature resistance up to 250° F. This ducting is integrated with extended solid grounding wire at each end. It meets ASTM Specs and UL-94-VO requirements. It is rated to 1,000,000 OHMS or less per square inch.

	8"	12"	16"	20"
15 feet	9500-15EX	9550-15EX	9600-15EX	9650-15EX
25 feet	9500-25EX	9550-25EX	9600-25EX	9650-25EX





LAY FLAT DUCTING

Lightweight air ventilation tubing (similar to a plastic bag) manufactured from durable clear polyethylene, has been engineered for maximum elasticity, flexibility, toughness, and resistance to splitting and tearing. Most commonly used for transferring large volumes of forced air to confined areas, such as water restoration projects, building renovations or other temporary applications. Not designed for permanent installations. Collapses when airflow stops. Unaffected by moisture and most chemicals. Resistant to bacterial and fungal growth (suitable for use in food preparation areas). 41° F to 150° F (5° C to 65° C) temperature range. 22" diameter flat. Length: 500'.



Description	Order No.
Fits up to 14" blowers	9500-500
Fits 16" and 20" blowers	9600-500



STO-SACK

This lightweight self-storage bag with attached ducting is designed for convenient storage and easy transport of ducting. Different diameters and lengths of ducting available. The bag features flame-retardant materials, a fastening belt to attach directly to blower, a drawstring closure to store ducting in bag and a built-in carry handle. The ducting is ideal for moving large volumes of air, smoke or fumes using portable and temporary ventilation blowers under positive pressure. Made of single-ply, PVC-coated, flame-retardant vinyl and polyester materials. Temperature Range: -20° F to 180° F (-28.8° C to 82.22° C). Ducting is retractable, non-collapsible design with Class 1 hard-drawn spring steel wire helix and includes a fastening cuff to attach bag to blower. Yellow color with black weather strip. Meets ASTM 227 specifications.



Description	Order No.
8" x 15' Ducting	9500-15SB
8" x 15' Statically Conductive Ducting	9500-15EXSB
8" x 25' Ducting	9500-25SB
8" x 25' Statically Conductive Ducting	9500-25EXSB
12" x 15' Ducting	9550-15SB
12" x 15' Statically Conductive Ducting	9550-15EXSB
12" x 25' Ducting	9550-25SB
12" x 25' Statically Conductive Ducting	9550-25EXSB



PLASTIC DUCTING STORAGE CANISTERS

Constructed from Linear Low-Density Polyethylene (LLDPE), this lightweight canister holds 25' of either 8" or 12" ducting. Transporting this canister is made easy with the molded-in carry handle. A secured lid with strap and side release plastic buckle are additional design features to this convenient storage canister.



Description	Order No.
8" Plastic Ducting Storage Canister	9500-55
12" Plastic Ducting Storage Canister	9550-55



DUCT STORAGE BAG

For easy storage and transportation. Polyester bag with cylinder shape for tight controlled fit will hold up to 25 feet of 8", 12", 16" or 20" ducting. Features double zipper for ease of access, reinforced carry handle and shoulder strap.

Description	Order No.
8" Ducting	9500-45
12", 16" or 20" Ducting	9600-45

MANHOLE VENTILATION PASSTHRU



Video available on the ALLEGRO INDUSTRIES Channel
www.youtube.com/AllegroIndustries

8" MANHOLE VENTILATION PASSTHRU (MVP)

The first manhole system that combines the low-profile manhole air vent, 90° elbow and built-in mounting all-in-one unit. This unit comes with a collapsible duct, for easy entry, stored in a small storage bag that can be dropped down into the manhole with a quick release of the drawstring. The collapsible duct springs back into shape once worker is down into the manhole. The ducting is vinyl and polyester with PVC coating, heat resistant up to 180° F, meets ASTM 227 specs and is UL 94V-0 flame-retardant. The manhole cover fits into a flat channel corner for stabilization. Compact, lightweight and made from Linear Low-Density Polyethylene (LLDPE), this unit is easy-to-store and ships in one small carton. Recyclable.



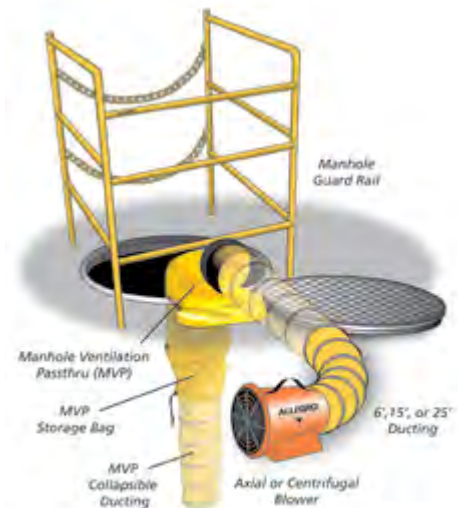
Description	Order No.	
8" Manhole Ventilation Passthru (MVP)	9510-50	☉
8" Manhole Ventilation Passthru (MVP) with 15' Ducting	9510-55	☉

12" MANHOLE VENTILATION PASSTHRU (MVP)

The first manhole system that combines the low-profile manhole air vent, 90° elbow and built-in mounting all-in-one unit. This unit comes with a collapsible duct for easy entry, stored in a small storage bag that can be dropped down into the manhole with a quick release of the drawstring. The collapsible duct springs back into shape once worker is down into the manhole. The ducting is vinyl and polyester with PVC coating, heat resistant up to 180° F, meets ASTM 227 specs and is UL 94V-0 flame-retardant. The manhole cover fits into a flat channel corner for stabilization. Compact, lightweight and made from Linear Low-Density Polyethylene (LLDPE), the MVP is not statically conductive. This unit is easy-to-store and ships in one small carton. Recyclable.



Description	Order No.	
12" Manhole Ventilation Passthru (MVP)	9510-60	☉
12" Manhole Ventilation Passthru (MVP) with 15' Ducting	9510-65	☉



CARPET BLOWERS




THREE SPEED CARPET DRYER BLOWER


Designed for speed drying of wet carpets, pads, floors, and walls. Lightweight, plastic, blue housing that holds a squirrel cage fan and is stackable for convenient storage. The integrated carry handle allows for easy transport. Flat outlet allows blower to be directed under carpets. UL-listed. Certified to CSA STD C22.2 No 113.

Dimension 20" w x 17" d x 20" h
 Weight 28 lbs.
 Power Supply ½ hp 115V AC, 60 Hz

Order No. 9519-03
 Order No. 9519-03E



 Blowers offered in 220V/50 Hz. Does not meet the CSA requirements for the following product safety standards: Fans and Ventilators, C22.2 No. 113. For more information call Customer Service at 800-622-3530.

 Meets the CSA requirements for the following product safety standards: Fans and Ventilators, C22.2 No. 113



HIGH-OUTPUT FANS



Swing Arm Mount
Sold Separately



Video available on the ALLEGRO INDUSTRIES Channel
www.youtube.com/AllegroIndustries



Wall Mount Sold
Separately

HIGH-OUTPUT FAN

Allegro's NEW series of High-Output Fans are versatile enough to withstand tough working conditions in warehouses and industrial settings; all while offering a refreshing breeze. These durable fans are built for high-velocity performance and superior distance of air throw to keep your employees comfortable as well as maximize their productivity.

- ▷ **High CFM output**
- ▷ **UL-recognized and CSA-certified**
- ▷ **Made from lightweight, high-impact Linear Low-Density Polyethylene (LLDPE)**
- ▷ **Venturi-style inlet helps create even, non-disturbed air flow**
- ▷ **Vibrant yellow color for easy visibility**
- ▷ **360° turn radius and 130° tilt angle to push air where it's needed most**
- ▷ **Low energy consumption**
- ▷ **Powder-coated steel yoke bracket that's easily mountable**
- ▷ **Available with optional swing arm or wall mount brackets**
- ▷ **Ships completely assembled**



Diameter	Length	Width	Height	Weight	CFM	Order No.
18"	16"	24.5"	16"	44 lbs.	4179	9541-18
20"	16"	29"	16"	48 lbs.	5606	9541-22




HIGH-OUTPUT FAN WALL MOUNT

Our metal Wall Mount is made from 1/4" and is designed to mount either of our 18" or 22" High-Output Fans. Fan-mounting hardware is included while mounting hardware to the surface is not.



Description	Order No.
High-Output Fan Wall Mount (4"w x 20"d x 26.25"h)	9541-05



HIGH-OUTPUT FAN SWING ARM MOUNT

Our metal Swing Arm Mount is made from 1/4" and is designed to mount either of our 18" or 22" High-Output Fans. The Swing Arm moves freely to position our fans in the optimal position you want. Fan-mounting hardware is included while mounting hardware to the surface is not.




Description	Order No.
High-Output Fan Wall Mount (4"w x 11.25"d x 35.4"l)	9541-10

PORTABLE FUME EXTRACTOR AND FILTERS

PORTABLE FUME EXTRACTOR

The most versatile portable extractor available, with high and low extraction capability for MIG, TIG, and soldering work. Designed for field work, maintenance, and production welding, this unit is lightweight, portable and easy-to-use. It can be equipped with a wide array of pre-filters and main filters for a variety of work, including HEPA filtration to capture and control Hexavalent Chromium. It comes equipped with a 10-foot durable extraction hose with flexible steel tube hood assembly, magnetic support base that allows for hands free operation, filter change status LED light and a built-in spark trap for fire safety. Both UL-listed and CSA approval are pending. Made in the USA.






Description	Order No.
Portable Fume Extractor w/ Main Filter and Pleated Pre-Filter	9450
Portable Fume Extractor w/ HEPA Filter and Pleated Pre-Filter	9450-HE



FILTERS

Our filters and pre-filters are offered in six different combinations and allow maximum flexibility for varying work applications (including HEPA for Hexavalent Chromium control and 95% for carbon steel weld fumes). All filters are made in the USA.

PORTABLE FUME EXTRACTOR FILTER CHART

Filter	Description	Efficiency Rating	Dimensions & Weight	Order No.
	HEPA Main Filter The highest efficiency filter available, HEPA filters are primarily used in applications where weld fumes are most harmful. We recommend for use when welding on stainless steel, as the process emits Hexavalent Chromium.	99.97% @ .3 microns	12" x 12" x 11.5" 15 lbs.	9450-FHE
	95% Main Filter A highly efficient filter, 95% filters are used with effective results in most welding applications. We advise using a 95% filter when welding on carbon and galvanized steel.	95% @ 5 microns	12" x 12" x 11.5" 15 lbs.	9450-F95
	Pleated Pre-Filter (6/pkg) The Allegro pre-filter is used to capture large particles of metal dust and dirt found in weld fumes, passing the smaller particles on to the main or HEPA filter. Replacing this filter as indicated by the extractors filter status light will help ensure maximum life of the main or HEPA filter.	40% @ 5 microns	11.75" x 11.75" x .75" 2 lbs.	9450-PF
	Specialty Aluminum Mesh Oil Pre-Filter This pre-filter is used as an alternative to the standard pleated pre-filter (9450-PF) and is used to capture oil mist present in some weld applications. Cleaning this filter after each use will help ensure maximum life of the main or HEPA filter.	*	11.75" x 11.75" x .75" 2 lbs.	9450-AM
	Specialty Carbon Pleated Odor Pre-Filter Use this filter as an alternative to the standard pleated pre-filter (9450-PF) and is used for general dust and dirt capture as well as for reducing or eliminating odors from the welding process. Replacing this filter as indicated by the extractors filter status light will help ensure maximum life of the main and HEPA filter.	*	11.75" x 11.75" x .75" 2 lbs.	9450-CP

*Specialty filters are not rated for efficiency.

07

CONFINED SPACE EQUIPMENT



LID LIFTERS

MAGNETIC MANHOLE LID LIFTER

Safe and strain-free removal of manhole covers
 Designed for quick and safe removal and replacement of manhole covers by yourself. Minimizes stress and strain on back and body. Collapsible for easy storage and transport. Can access uneven textured surface found on manhole covers with dual position lifting points to provide the power to break loose the most stubborn covers. For safety purposes, the magnet must be in contact with manhole cover to be engaged.

- ▷ **Reduces strain on operator when lifting manhole covers**
- ▷ **Eliminates the use of pry bars**
- ▷ **Folds for easy transport to worksite**
- ▷ **Moves covers up to 36" in diameter**
- ▷ **Offered with a steel or aluminum dolly**



Description	Order No.
Steel Dolly and 660 lb. Magnet (lift weight)*	9401-25
Steel Dolly and 900 lb. Magnet (lift weight)*	9401-26
Aluminum Dolly and 660 lb. Magnet (lift weight)*	9401-25A
Aluminum Dolly and 900 lb. Magnet (lift weight)*	9401-26A
Steel Dolly	9401-27
Aluminum Dolly	9401-27A

*See spec sheets for flat and round item lifting weights.



Video available on the ALLEGRO INDUSTRIES Channel
www.youtube.com/AllegroIndustries



COMPACT MAGNETIC LID LIFTER

This lightweight, one-piece compact magnetic lid lifter makes moving the toughest manhole covers easy. It features a durable aluminum handle and base with rubber grips on the handles for secure handling. The magnets are surrounded by impaction protection guards and a storage tray allows for mobility during transportation. The magnets are made from rare neodymium that doesn't wear out.

- ▷ **Three magnets (3.5"l x 2"w, 12 lbs.) provide 150 lbs. of lifting capacity**
- ▷ **Shell Guard: 13"l x 8"w**
- ▷ **Lid Lifter: 34"h, 14 lbs.**

Order No. 9401-35



MANHOLE LID LIFTER

The toughest manhole covers are easy to move with this one-piece lifter. It features a long all-steel handle that provides the leverage necessary to lift the heaviest lids. For safe storage, the alloy steel hook recesses and locks into the pole. Rubber grips on the handle and foot prevent slips and cadmium-plating fights rust. 42" long, 9 lbs.

Order No. 9401-20



Video available on the ALLEGRO INDUSTRIES Channel
www.youtube.com/AllegroIndustries



Video available on the ALLEGRO INDUSTRIES Channel
www.youtube.com/AllegroIndustries

MAGNETIC VALVE BOX LID LIFTER

Our series of lightweight Magnetic Valve Box Lid Lifters are specifically designed to eliminate the need to bend over when lifting and removing cast iron utility and valve box covers reducing strain on your back and body. The magnetic field penetrates texture surfaces of lids and allows the operator to ergonomically lift the casting out of the way reducing toe and finger injuries. They also feature a locking On/Off handle for safety and makes removing covers quick and easy.



Description	Order No.
Magnetic Valve Box Lid Lifter (lift weight: 50 lbs.)	9401-40
Deluxe Magnetic Valve Box Lid Lifter (lift weight: 75 lbs.)	9401-45

LID LIFTER ACCESSORIES

These accessories are ONLY for the Magnetic Manhole Lid Lifter (9401-25/9401-26 series)



MAGNET

Offered in two strengths, the lifting magnet will lift manhole lids up to 660 lbs. The heavy-duty magnet will lift manhole lids up to 900 lbs. Requires no special tools or power sources.

Description	Order No.
660 lb. Magnet (lift weight)*	9401-28
900 lb. Magnet (lift weight)*	9401-28S

*See spec sheets for flat and round item lifting weights.



MAGNETIC LID LIFTER SPREADER BAR

Allows the use of two magnets simultaneously for those extra-heavy and oversized lids or grates. Bar hangs onto existing dolly without the need to assemble. Magnets not included. Weighs 6 lbs.

Order No. 9401-31



MAGNETIC LID LIFTER EXTENSION

Extends the overall length by 7 inches to increase the leverage for heavier lids. Also extends the distance from the wheels for very large lids. Attached to the existing dolly with set screw and pin.

Order No. 9401-33



STORM GRATE LIFTING ADAPTER

Three hooks for easy lifting and moving rectangular storm grates.

Order No. 9401-30



MAGNETIC LID LIFTER HOOK

Designed to angle the hook for those hard-to-reach manholes. The zinc-plated, 5/0 chain is 24 inches long for adjustability. Made of 4130 tempered steel to hold up to the heaviest lids. Heat treated to 30-35 RC & oil quench. Also included: anchor shackle (3/8" diameter, 3/8" pin, 1 3/16" spread) and threaded connector (3/8" diameter, 2 7/16" l x 3/4" w).

Order No. 9401-32



LARGE 10" PUNCTURE PROOF WHEELS

10" puncture proof wheels increase footprint for use on soft ground. Drop axles ensure height remains the same as when using standard wheels.

Order No. 9401-29



CONFINED SPACE ACCESSORIES

MANHOLE GUARD RAIL

Our Manhole Guard Rail* is constructed of strong, one-inch tubular .078-gauge steel that is powder-coated in safety yellow for a durable finish and high visibility. Simple one-piece construction offers easy, tool-free assembly. Rail locks open and two hooking chains provide protected entry and exit. For safety, the rail accommodates signs, flags, or lights, and for convenience, it can be used with a guard rail tent, umbrellas, or winch (9401 model only).

**This assembly is to be used as a "Temporary Barrier Railing" only. See OSHA 1910.146(c)(5)(ii)(B)*



Description	Order No.
33" Manhole Guard Rail	9401
42" Manhole Guard Rail	9401-05

HIGH-IMPACT POLYMER MANHOLE SHIELD

Constructed of rugged, lightweight Polyethylene with bright yellow material that resists fading. Will fit 28", 30", and 32" diameter manholes with an inflatable seal that ensures a watertight seal. Designed with 4 outrigger support gussets that stabilize the shield and is 12" tall to keep water and mud out of manhole as you work. Can be used with Allegro guard rail.

Order No. 9401-12



Video available on the ALLEGRO INDUSTRIES Channel
www.youtube.com/AllegroIndustries





GUARD RAIL WINCH

Raising and lowering equipment into confined space can be impossible without this durable winch. Even with a 300 lb. capacity, it is lightweight, and portable, allowing easy mounting on our 9401-model guard rail. The side pieces are constructed of high-tensile, heavy gauge aluminum with a durable yellow finish that resists weather and wear. The winch bar is constructed of rugged high-tensile steel tubing with a 3" drum for fast recovery. Two independent ratchet systems, and a double-disc automatic brake offer load control and security. The 1/2" x 35' nylon braided rope is strong and durable. Guard rail not included.

WARNING: Not for use as a personal retrieval device.



Description	Order No.
Guard Rail Winch	9401-10
35' Winch Rope	9401-36



Video available on the ALLEGRO INDUSTRIES Channel
www.youtube.com/AllegroIndustries



MANHOLE SAFETY CROSS

The Manhole Safety Cross is a two-bar system that interlocks in the center to reduce the manhole opening size minimizing the chance of falling into the manhole. This unique safety device installs in seconds, stores easily and causes zero damage to the manhole or street. For added safety, each bar is labeled with warning stickers and numbered for easy installation. Available in small and large adjustable size options.



Description	Order No.
Adjustable Small Manhole Safety Cross (fits 18", 21", and 24" manhole openings)	9406-24A
Adjustable Large Manhole Safety Cross (fits 26", 30", and 36" manhole openings)	9406-36A



Video available on the ALLEGRO INDUSTRIES Channel
www.youtube.com/AllegroIndustries




MANHOLE SIGN

Meeting OSHA's confined space warning requirements by reminding workers to follow proper confined space procedures, these high-impact polycarbonate signs fit under the manhole cover. The ventilation holes allow air out, and water to drain in. Also allows use of instrument probes without removal. Available in two sizes. Custom sizes and signs are available with volume orders.



Description	Order No.
24" Manhole Sign	9400-24
26" Manhole Sign	9400-26



DEWATERING PUMPS

Portable and submersible pumps are excellent for manholes, vaults, construction sites, and all dewatering needs. They offer top discharging which allows continuous operation at low water levels and extended dry runs without overheating. Includes synthetic rubber wear parts and vortex impeller for durability. All pumps and hoses feature fire hose-style quick-connect fittings, and a V-ring system to protect the shaft seal from abrasives.



SLUDGE PUMP

Excellent for pumping standing water containing sand, solids, leaves, or debris at a maximum of 50 gallons per minute. Submersible to 39 feet and continuous running water level to 3 1/2". 1/2 hp motor.

Order No. 9404-04



STANDARD DEWATERING PUMP

Excellent for manholes, vaults, construction sites, and all dewatering needs. Offers top discharging and allows continuous operation in low water levels. Includes synthetic rubber wear parts and vortex impeller. Fire hose quick-connect fitting. Offers easy disassembly with one 12mm box/socket wrench.

Order No. 9404-02



PUMP DISCHARGE HOSE

Features tough PVC material, collapsible design for compact storage and fire-hose quick-connect design. Measures 50' x 2".

Order No. 9404-50

SPECIFICATIONS

Model	Discharge Bore Inch	Motor Output HP	Phase	Total Head* (MAX.) ft.	Capacity (MAX.) gal/min	Rated Current-Amps	Starting Method	Weight	Length of Cable ft.	Dimensions inches		C.W.L.* inch	Order No.
										Diameter	Height		
Standard Pump	2	2/3	Single	39 1/2	63 1/2	5.4	Capacitor	21	32	7 3/8	12	2	9404-02
Sludge Pump	2	1/2	Single	39	50	5.1	Capacitor	25	20	9 1/2	13 3/8	3 1/2	9404-04

Max. Cable Length (including standard 32 ft.): * Total Head - Maximum depth pump may be submerged. * C.W.L. - Continuous Running Water Level



08

OUTDOOR EQUIPMENT



WORK TENTS AND HEATERS

Constructed to the highest standards for durability and ease of use, you'll find our line of outdoor equipment stands up to the elements in even the harshest of conditions. These work tents and heaters are made with high-quality materials and are designed to keep your onsite workers as comfortable as they are safe.



YouTube
Video available on the ALLEGRO INDUSTRIES Channel
www.youtube.com/AllegroIndustries

ECONOMY WORK TENT

Utility shelter springs from backpack into a full-size (6' d x 6' w x 7' h) tent in seconds. It is made from water-resistant, flame-retardant, and UV-treated nylon with 360° reflective striping. Quick set-up from the inside or outside, with two floor-to-floor fiber poles for better stability and structural strength. One large door and two large windows offer easy access for worker and equipment, an open bottom allows for protection while working over manhole covers or excavation sites.

- ▷ Available in hi-viz green
- ▷ Compact and lightweight design
- ▷ Includes twelve yellow 9" plastic stakes
- ▷ Folds to 31" l x 2 1/2" h
- ▷ Weighs 22 lbs.

Order No. 9403-66

YouTube
Video available on the ALLEGRO INDUSTRIES Channel
www.youtube.com/AllegroIndustries

DELUXE WORK TENT

Easy-to-use and very durable, the Deluxe Work Tent features quick set-up from the inside or outside with a fiberglass rod frame. These frames are uniquely designed to not pull out or poke through the fabric. A handy attached roll-up flap provides compact storage, easy transport, and means no missing storage bag. Offered in two sizes, it is available in a one-door design with zipper closure, or a two-door design with one zipper and one roll-up door. The pitch roof style provides extra headroom, structural strength, and repels snow and water. Frame rods are bolted for increased stability and the unbreakable hinges are made of rolled steel. The free-standing structural stability is excellent in windy conditions. For safety, side panels are hi-viz green, and the white color of the tent allows proper lighting for color matching. Included is a blow duct tube in the rear of the tent, and a covered window. Flame-retardant. Weighs 32 lbs.



Description	Order No.
6'w x 6'd x 6 1/2'h, 1 door	9401-66
8'w x 8'd x 7 1/2'h, 1 door	9401-88
6'w x 6'd x 6 1/2'h, 2 doors	9402-66
8'w x 8'd x 7 1/2'h, 2 doors	9402-88

Height measured from peak of roof





TENT HEATER

Our lightweight Tent Heater offers a rugged, heavy-duty design with an all-steel housing, enclosed heating elements, and a sealed motor. This powerful heater will raise the temperature 50° F (10° C) in a work tent. It is UL-listed, CSA approved, requires 110V AC, and offers 1500 watts of 5000 BTU with 115 CFM airflow. 12"l x 8"w x 12"h. Weighs 14 lbs.

Order No. 9401-50



HI-VIZ GREEN UTILITY CANOPY SHELTER

The perfect shelter for confined space sites, utilities or any workplace where shade/shelter is needed. Affordable and featuring hi-viz green for visibility, this polyester canopy offers 100% UV protection, meets CPAI 84 fire code, and is water- and fire-resistant. Powder-coated steel frame requires no tools for set up. Rust proof ABS foot pads provide greater ground stability and pull-pin leg adjusters offer easy height adjustment and leveling capacity. This canopy offers a full truss ceiling design. Included are four steel stakes and nylon rope for securing canopy shelter and storage bag. Easy pop-up for quick set-up and tear-down. Comes with a convenient carry/storage bag. Dimensions: 10' x 10' Clearance from ground to lowest truss 7'1" (maximum) Overall height 11' (maximum). Weighs 53 lbs.

Order No. 9403-10



SIDE WALL KIT

This optional Kit for the Canopy (9403-10) includes a continuous 3 wall panel. The white color of the side wall panel allows proper lighting for color matching. Made of 210D Polyester and meets CPAI 84 fire code.

Order No. 9403-11



Meets the CSA requirements for the following product safety standards:
Fans and Ventilators, C22.2 No. 113

UMBRELLAS



YouTube
Video available on the ALLEGRO INDUSTRIES Channel
www.youtube.com/AllegroIndustries

Guardrail sold separately

DELUXE UMBRELLA

This 84" diameter umbrella offers low-cost protection from sun and rain. It features heavy-duty vinyl in safety yellow with a sturdy 92" two-part metal pole that tilts for convenience. It can be pushed into the ground or strapped to the manhole guard rail. For easy storage, it collapses to 4' x 6" in length.

Order No. 9403



NONCONDUCTIVE UMBRELLA

This 84" diameter Nonconductive Umbrella will protect you from the sun and rain at your job site. Constructed of waterproof UV-treated laminated vinyl with poles and fittings made from non-metallic material and leather reinforced ends for added safety. The sturdy 48" pole with extension allows for adjustability measures up to 96". Set up and breakdown in seconds. Water-resistant storage bag included.

Order No. 9403-03



YouTube
Video available on the ALLEGRO INDUSTRIES Channel
www.youtube.com/AllegroIndustries

ECONOMY UMBRELLA

Using the same heavy-duty safety yellow vinyl as the Deluxe Umbrella, the Economy model uses a strong, pointed 84" two-part wood pole, is 68" in diameter and collapses to 4' x 6" in length.

Order No. 9403-01



YouTube
Video available on the ALLEGRO INDUSTRIES Channel
www.youtube.com/AllegroIndustries

UMBRELLA STAND

When the umbrella pole cannot be driven into the ground, this metal stand with four locking legs that offers stability and ensures against collapse. The legs fold up for compact storage and easy transport.

Order No. 9403-05



09

WALL CASES



UNDER ROOF FL.
ZONE 12



WALL CASES

Allegro's comprehensive line of convenient storage products allow your respirator equipment to last longer and work more efficiently. In addition, our defibrillator storage line is designed for quick and easy access—essential to storing life-saving equipment.



HI-VIZ HEAVY-DUTY SINGLE SCBA WALL CASE

Designed for a single SCBA, this low-profile wall-mounted case provides protection from dust, moisture, and damaging plant environments. The roto-molded material makes this case lightweight yet extremely rugged. Available in hi-viz yellow or green, Allegro wall cases are easy to spot in the work environment. Two viewing windows allow easy visibility of the SCBA gauges and internal bracket and straps keep the SCBA secure. Comes standard with universal cylinder bracket. Can be mounted in a corner to reduce profile. Recyclable.

Exterior 17" w x 14" d x 32" h
Interior 15 3/4" w x 12 3/4" d x 28" h
Weight 18 lbs.



Description	Order No.
Hi-Viz Yellow	4125
Hi-Viz Green	4150

HI-VIZ HEAVY-DUTY DUAL SCBA WALL CASE

Built to store two SCBA units, this low-profile, hi-viz yellow or green wall-mounted case is rugged yet lightweight. Built for simple, fast installation, this wall case is also recyclable and built from Linear Low-Density Polyethylene (LLDPE). Four viewing windows on each side allow easy visibility of the SCBA gauges. Cylinder brackets and straps support the entire weight of the SCBA's. Comes with two universal wall brackets. Recyclable.

Exterior 34" w x 14" d x 32" h
Interior 31 1/2" w x 12 3/4" d x 28" h
Weight 38 lbs.



Description	Order No.
Hi-Viz Yellow	4325
Hi-Viz Green	4350

ALL-WEATHER SCBA WALL CASE

Our 4600 series All-Weather SCBA Wall Cases are designed for the storage of wall-mounted SCBA's to withstand the harshest environmental and plant conditions. Made of injection-moulded polypropylene, these watertight, crushproof, and dustproof cases are very lightweight but extremely rugged and durable. These cases feature a large viewing window to allow for easy visibility of the SCBA gauges. The walk-away cylinder bracket or cylinder strap support the entire weight of the SCBA and keeps it secure inside the case.

Exterior 20 1/2" w x 17 1/2" d x 31 5/8" h
Interior 17 1/2" w x 10 3/4" d x 28 5/8" h
Weight 17 lbs., 21 lbs., or 22 lbs. (see below)

Description	Order No.
Wall Case w/ Nylon Strap, 17 lbs.	4600
Wall Case w/ 5.25" Bracket, 21 lbs.	4605
Wall Case w/ 6.75" Bracket, 22 lbs.	4606
Wall Case w/ 7.25" Bracket, 22 lbs.	4607



Video available on the ALLEGRO INDUSTRIES Channel
www.youtube.com/AllegroIndustries



SCBA COVER KITS

The Deluxe SCBA Cover Kit protects SCBA's from dirt and UV light. Hook-and-loop closure offers quick-access. Includes heavy vinyl cover, silk screened identification, masonite backboard and a deluxe tough, yellow steel cylinder bracket.

Description	Order No.
w/ 5 1/4" clip	4110-15
w/ 6 3/4" clip	4110-16
w/ 7 1/4" clip	4110-17
Cover and Backboard only	4110-18



4111
SERIES



4110-04



SCBA and Mask Not Included

DELUXE SCBA BRACKET

The Deluxe SCBA Bracket is constructed of durable coated steel.

Description	Order No.
5 1/4" clip fits 30 min., hp	4111-05
6 3/4" clip fits 30 min., lp & 45 min., hp	4111-06
7 1/4" clip fits 60 min., hp	4111-07

EBA BRACKET

For escape breathing apparatus. 4 3/4" clip fits 5/10-minute EBA.

Order No. 4110-04

SCBA BAG

Easy-to-transport and store, this durable rectangular carry bag features reinforced handles, shoulder strap and dual zipper entry. Internal padding protects SCBA and mask. Accessory zipper pouch and internal straps with side release buckle. Size: 30"l x 12"w x 13"h

Order No. 4100-45



DELUXE AND STANDARD WALL CASE

Our Deluxe and Standard wall cases protect respirators against damaging plant and window environments. They are made of corrosion-resistant ABS with ultraviolet inhibitors. Nonmetallic hinges and latches prevent rust while a rubber door seal protects equipment from dust and moisture. The Deluxe Case comes with shelf and single SCBA cylinder bracket. The Standard Case offers the same large capacity, without shelf or bracket.



Video available on the ALLEGRO INDUSTRIES Channel
www.youtube.com/AllegroIndustries

Exterior 20" w x 13" d x 32 1/2" h
Interior 18" w x 10" d x 28" h
Weight 13 lbs.



Description	Order No.
Deluxe Wall Case	4100
Standard Wall Case	4101



HI-VIZ HEAVY-DUTY EMERGENCY RESPIRATOR WALL CASE

Designed to hold up to two 5 or 10 min EBAs and protect equipment from dust, moisture, and plant environments. This lightweight wall case can be mounted in a corner and the hi-viz green color makes locating easy. Made of Linear Low-Density Polyethylene (LLDPE), the rugged design features a window for easy visibility of equipment and is recyclable.

Exterior 14" w x 10" d x 21" h
Interior 12 3/4" w x 8 3/4" d x 17" h
Weight 10 lbs.



Order No. 4550



RESPIRATOR STORAGE WALL CASE

Perfect for storing APRs, cartridges, and other respirator accessories such as fit testing kits, storage bags, and cleaning supplies. One shelf included.

Exterior 14" w x 9 1/2" d x 18" h
Interior 12" w x 7 1/2" d x 16" h
Weight 4 lbs.



Order No. 4400

EMERGENCY RESPIRATOR WALL CASE

Holds up to two 5- or 10-minute EBAs. Made of corrosion-resistant ABS with ultraviolet inhibitors. No interior shelves.

Exterior 14" w x 9 1/2" d x 21" h
Interior 12" w x 7 1/2" d x 19" h
Weight 4 lbs.



Order No. 4500

LOCKOUT / TAGOUT WALL CASE

This case can be used both inside and outside. Made to protect supplies from dust and the elements. Comes with three shelves and can be securely locked.

Exterior 14" w x 9 1/2" d x 18" h
Interior 12" w x 7 1/2" d x 16" h
Weight 6 lbs.



Order No. 4400-L



PAPR WALL CASE

This lightweight design features two windows allowing for quick identification of contents. Covered pass-through allows charging while storing and will keep dirt and moisture out. You can store your PAPR without disassembling the breathing tube. Includes two shelves and storage space for batteries, cartridges, and filters.

Exterior 20" w x 13" d x 32 1/2" h
Interior 18" w x 10" d x 28" h
Weight 14 lbs.



Order No. 4100-P



GENERIC ONE DOOR STORAGE CABINET

Heavy-duty steel cabinet includes two adjustable shelves, handle, and inspection window. This durable, convenient cabinet also includes a label kit with 17 custom labels (see list below).

Exterior 14" w x 13" d x 30" h
Interior 13 3/4" w x 12 3/4" d x 29 3/4" h
Weight 26 lbs.

Order No. 4200



FIRE EXTINGUISHER WALL CASE

Designed to protect fire extinguishers from dust and harsh workplace environments. Made of high-impact, corrosion-resistant ABS. High-visibility red case make locating easy. Holds all major extinguishers up to 30 lb. size.

Exterior 20" w x 13" d x 32 1/2" h
Interior 18" w x 10" d x 28" h
Weight 9 lbs.



Order No. 3100

GENERIC WALL CASES

These cases are all made of corrosion-resistant ABS with ultraviolet inhibitors. The rubber door seal protects against dust and moisture, while the non-metallic hinges and latches prevent rust. You can customize these wall cases with our label kit. 17 label titles include:

*BioSafety Products
Fire Extinguisher
Fire Blanket
Hearing Protection
Hand Protection*

*Maintenance Supplies
Safety Documents, MSDS
Personal Protection Equipment (PPE)
Respirator Fit Test Equipment*

*Instruments
Respirator Storage
Disposable Respirators
Lockout/Tagout*

*Safety Glasses
Visitor Specs
Spill Kit
First Aid*

SMALL YELLOW CASE WITH LABEL KIT AND 1 SHELF:

Exterior 14" w x 9 1/2" d x 18" h
Interior 12" w x 7 1/2" d x 16" h
Weight 4 lbs.

ALL MEDIUM CASES WITH LABEL KIT AND 1 SHELF:

Exterior 14" w x 9 1/2" d x 21" h
Interior 12" w x 7 1/2" d x 19" h
Weight 5 lbs.



Description	Order No.
Small Yellow w/ Label Kit, 1 shelf	4400-Y
Medium Yellow w/ Label Kit, 1 shelf	4500-Y
Medium Red w/ Label Kit, 1 shelf	4500-R
Medium Green w/ Label Kit, 1 shelf	4500-G
Medium White w/ Label Kit, 1 shelf	4500-W
Shelf	4511-00
Label Kit (17 Labels)	4500-10



DEFIBRILLATOR STORAGE



PLASTIC DEFIBRILLATOR WALL CASE

White case made of corrosion-resistant ABS plastic and hi-viz defibrillator graphics. Special features include a 6" x 10" window and right-hand door opening. Fits up to three optional slide-in shelves (sold individually).

Exterior 14" w x 9 1/2" d x 18" h
 Interior 12" w x 7 1/2" d x 16" h
 Weight 3 lbs.



Description	Order No.
Wall Case	4400-D
Shelf	4511-00



PLASTIC DEFIBRILLATOR WALL CASE WITH STROBE

This white Defibrillator Wall Case is made of corrosion-resistant ABS plastic and includes hi-viz defibrillator graphics. It also features a 9-volt battery-powered 130-decibel alarm that goes off when the door is opened, a fully sealed, waterproof strobe light, a 6" x 10" window and right-hand door opening. Fits up to three optional slide-in shelves (sold individually).



Order No. 4400-DS

PLASTIC DEFIBRILLATOR WALL CASE WITH ALARM

This plastic defibrillator wall case includes the same great features of our 4400-D with a 9-volt battery-powered 130-decibel alarm that goes off when the door is opened.

Order No. 4400-DA



SMALL METAL DEFIBRILLATOR WALL CASE WITH ALARM

This metal defibrillator wall case comes in a corrosion-resistant electrostatic white finish. Defibrillator graphics are dominantly displayed. Other features include a 13" x 13" window on door front, right-hand door opening and recessed handle. Also included is a battery-operated audio alarm. Includes metal shelf.

Exterior 20 1/4" w x 9 1/4" d x 20 1/4" h
 Interior 20 1/8" w x 8 3/4" d x 20" h
 Weight 23 lbs.



Order No. 4210-01

Order No. Page(s)

013212	239
013213	239
013214	239
013215	239
013216	239
013217	239
013218	239
013219	239
013220	239
013221	239
013222	239
013223	239
013224	239
013225	239
013226	239
013401	249
013402	249
013403	249
013404	249
013405	249
013406	249
013407	249
013408	249
013409	249
013410	249
013411	249
013412	249
013413	249
013414	249
013415	249
013416	249
013417	249
013418	249
013419	249
013420	249
013421	249
013422	249
013423	249
013424	249
013425	249
013426	249
013504	269
013505	269
013506	269
013507	269
013508	269
013509	269
013510	269
013511	269
013512	269
013513	269
013514	269
013515	269
013516	269
013517	269
013518	269
013519	269
013520	269
013521	269
013522	269
013523	269
013524	269
013525	269
013526	269
013527	269
013528	269
013529	269
013530	269
013531	269
013532	269
013800	242
013805	242
013810	242

Order No. Page(s)

013811	242
013812	242
013813	242
013814	242
013910	242
013912	242
013915	242
013920	242
013925	242
013930	242
013933	242
013935	242
013940	242
013942	242
013945	242
013950	242
013951	242
013953	242
013955	242
013960	242
013965	242
013969	242
013970	242
013972	242
013975	242
013980	242
013983	242
013985	242
013990	242
014004	255
014005	255
014006	255
014007	255
014008	255
014009	255
014010	255
014011	255
014012	255
014013	255
014014	255
014015	255
014016	255
014017	255
014018	255
014019	255
014020	255
014021	255
014022	255
014023	255
014024	255
014025	255
014026	255
014027	255
014028	255
014029	255
014030	255
014031	255
014032	255
014204	270
014205	270
014206	270
014207	270
014208	270
014209	270
014210	270
014211	270
014212	270
014213	270
014214	270
014215	270
014216	270
014217	270
014218	270

Order No. Page(s)

014219	270
014220	270
014221	270
014222	270
014223	270
014224	270
014225	270
014226	270
014227	270
014228	270
014229	270
014230	270
014231	270
014232	270
014310	256
014315	256
014320	256
014325	256
014330	256
014335	256
014340	256
014345	256
014350	256
014355	256
014360	256
014365	256
014370	256
014375	256
014380	256
014385	256
014390	256
014395	256
014400	256
014405	256
014410	256
014415	256
014420	256
014425	256
014430	256
014504	257
014504.20	257
014505	257
014505.20	257
014506	257
014506.20	257
014507	257
014507.20	257
014508	257
014508.20	257
014509	257
014509.20	257
014510	257
014510.20	257
014511	257
014511.20	257
014512	257
014512.20	257
014513	257
014513.20	257
014514	257
014514.20	257
014515	257
014515.20	257
014516	257
014516.20	257
014517	257
014517.20	257
014518	257
014518.20	257
014519	257
014519.20	257
014520	257
014520.20	257

Order No. Page(s)

014521	257
014521.20	257
014522	257
014522.20	257
014523	257
014523.20	257
014524	257
014524.20	257
014525	257
014525.20	257
014526	257
014526.20	257
014527	257
014527.20	257
014528	257
014528.20	257
014529	257
014529.20	257
014530	257
014530.20	257
014531	257
014531.20	257
014532	257
014532.20	257
014601	258
014602	258
014603	258
014604	258
014605	258
014606	258
014607	258
014608	258
014609	258
014610	258
014611	258
014612	258
014613	258
014614	258
014615	258
014616	258
014617	258
014618	258
014619	258
014620	258
014621	258
014622	258
014623	258
014624	258
014625	258
014626	258
014627	258
014628	258
014629	258
014630	258
014631	258
014632	258
014633	258
014634	258
014635	258
014636	258
014637	258
014638	258
014639	258
014640	258
014641	258
014642	258
014643	258
014644	258
014645	258
014646	258
014647	258
014648	258
014649	258

Order No. Page(s)

014650.....258
014651.....258
014652.....258
014653.....258
014654.....258
014655.....258
014656.....258
014657.....258
014658.....258
014659.....258
014660.....258
014701.....258
014702.....258
014703.....258
014704.....258
014705.....258
014706.....258
014707.....258
014708.....258
014709.....258
014710.....258
014711.....258
014712.....258
014713.....258
014714.....258
014715.....258
014716.....258
014717.....258
014718.....258
014719.....258
014720.....258
014721.....258
014722.....258
014723.....258
014724.....258
014725.....258
014726.....258
014804.....257
014805.....257
014806.....257
014807.....257
014808.....257
014809.....257
014810.....257
014811.....257
014812.....257
014813.....257
014814.....257
014815.....257
014816.....257
014817.....257
014818.....257
014819.....257
014820.....257
014821.....257
014822.....257
014823.....257
014824.....257
014825.....257
014826.....257
014827.....257
014828.....257
014829.....257
014830.....257
014831.....257
014832.....257
01-A 004.....265
01-A 004A.....216, 265
01-A 005.....265
01-A 005A.....216, 265
01-A 006.....265
01-A 006A.....216, 265
01-A 007.....265

Order No. Page(s)

01-A 007A.....216, 265
01-A 008.....265
01-A 008A.....216, 265
01-A 009.....265
01-A 009A.....216, 265
01-A 010.....265
01-A 010A.....216, 265
01-A 011.....265
01-A 011A.....216, 265
01-A 012.....265
01-A 012A.....216, 265
01-A 013.....265
01-A 013A.....216, 265
01-A 014.....265
01-A 014A.....216, 265
01-A 015.....265
01-A 015A.....216, 265
01-A 016.....265
01-A 016A.....216, 265
01-A 017.....265
01-A 017A.....216, 265
01-A 018.....265
01-A 018A.....216, 265
01-A 019.....265
01-A 019A.....216, 265
01-A 020.....265
01-A 020A.....216, 265
01-A 021.....265
01-A 021A.....216, 265
01-A 022.....265
01-A 022A.....216, 265
01-A 023.....265
01-A 023A.....216, 265
01-A 024.....265
01-A 024A.....216, 265
01-A 025.....265
01-A 025A.....216, 265
01-A 026.....265
01-A 026A.....216, 265
01-A 027.....265
01-A 027A.....216, 265
01-A 028.....265
01-A 028A.....216, 265
01-A 029.....265
01-A 029A.....216, 265
01-A 030.....265
01-A 030A.....216, 265
01-A 031.....265
01-A 031A.....216, 265
01-A 032.....265
01-A 032A.....216, 265
01-A 501.....272
01-A 502.....272
01-A 503.....272
01-A 504.....272
01-A 505.....272
01-A 506.....272
01-A 507.....272
01-A 508.....272
01-A 509.....272
01-A 510.....272
01-A 511.....272
01-A 512.....272
01-A 513.....272
01-A 514.....272
01-A 515.....272
01-A 516.....272
01-A 517.....272
01-A 518.....272
01-A 519.....272
01-A 520.....272
01-A 521.....272
01-A 522.....272

Order No. Page(s)

01-A 523.....272
01-A 524.....272
01-A 525.....272
01-A 526.....272
01-A 527.....272
01-A 528.....272
01-A 529.....272
01-A 530.....272
01-A 531.....272
01-A 532.....272
01-B 501.....274
01-B 502.....274
01-B 503.....274
01-B 504.....274
01-B 505.....274
01-B 506.....274
01-B 507.....274
01-B 508.....274
01-B 509.....274
01-B 510.....274
01-B 511.....274
01-B 512.....274
01-B 513.....274
01-B 514.....274
01-B 515.....274
01-B 516.....274
01-B 517.....274
01-B 518.....274
01-B 519.....274
01-B 520.....274
01-B 521.....274
01-B 522.....274
01-B 523.....274
01-B 524.....274
01-B 525.....274
01-B 526.....274
01-B 527.....274
01-B 528.....274
01-B 529.....274
01-B 530.....274
01-B 531.....274
01-B 532.....274
01-B 533.....274
01-B 534.....274
01-B 535.....274
01-B 536.....274
01-B 537.....274
01-B 538.....274
01-B 539.....274
01-B 540.....274
01-B 541.....274
01-B 542.....274
01-B 543.....274
01-B 544.....274
01-B 545.....274
01-B 546.....274
01-B 547.....274
01-B 548.....274
01-B 549.....274
01-B 550.....274
01-B 551.....274
01-B 552.....274
01-B 553.....274
01-B 554.....274
01-B 555.....274
01-B 556.....274
01-B 557.....274
01-B 558.....274
01-B 559.....274
01-B 560.....274
01-C 506.....273
01-C 509.....273
01-C 517.....273

Order No. Page(s)

01-C 521.....273
01-C 630.....273
01-D 510.....273
01-D 515.....273
01-D 520.....273
01-D 525.....273
01-D 530.....273
01-D 533.....273
01-D 535.....273
01-D 540.....273
01-D 542.....273
01-D 545.....273
01-D 550.....273
01-D 555.....273
01-D 560.....273
01-D 565.....273
01-D 567.....273
01-D 570.....273
01-D 575.....273
01-D 580.....273
01-D 585.....273
01-D 590.....273
01-D 595.....273
01-D 600.....273
01-D 602.....273
01-D 605.....273
01-D 610.....273
01-D 615.....273
01-D 620.....273
01-D 625.....273
01-E 118.....265
01-E 178.....265
01-E 239.....277
01-E 606.....277
01-E 618.....272, 277
01-E 619.....277
01-E 621.....277
01-E 625.....277
01-E 678.....272, 277
01-E 708.....277
01-E 818.....277
01-H 004.....294
01-H 005.....294
01-H 006.....294
01-H 007.....294
01-H 008.....294
01-H 009.....294
01-H 010.....294
01-H 011.....294
01-H 012.....294
01-H 013.....294
01-H 014.....294
01-H 015.....294
01-H 016.....294
01-H 017.....294
01-H 018.....294
01-H 019.....294
01-H 020.....294
01-H 021.....294
01-H 022.....294
01-H 023.....294
01-H 024.....294
01-H 025.....294
01-H 026.....294
01-H 027.....294
01-H 028.....294
01-H 029.....294
01-H 030.....294
01-H 031.....294
01-H 032.....294
01-H 104.....294
01-H 105.....294
01-H 106.....294

Order No. Page(s)

01-H 107.....	294
01-H 108.....	294
01-H 109.....	294
01-H 110.....	294
01-H 111.....	294
01-H 112.....	294
01-H 113.....	294
01-H 114.....	294
01-H 115.....	294
01-H 116.....	294
01-H 117.....	294
01-H 118.....	294
01-H 119.....	294
01-H 120.....	294
01-H 121.....	294
01-H 122.....	294
01-H 123.....	294
01-H 124.....	294
01-H 125.....	294
01-H 126.....	294
01-H 127.....	294
01-H 128.....	294
01-H 129.....	294
01-H 130.....	294
01-H 131.....	294
01-H 132.....	294
01-J 001.....	295
01-J 002.....	295
01-J 003.....	295
01-J 004.....	295
01-J 005.....	295
01-J 006.....	295
01-J 007.....	295
01-J 008.....	295
01-J 009.....	295
01-J 010.....	295
01-J 011.....	295
01-J 012.....	295
01-J 013.....	295
01-J 014.....	295
01-J 015.....	295
01-J 016.....	295
01-J 017.....	295
01-J 018.....	295
01-J 019.....	295
01-J 020.....	295
01-J 021.....	295
01-J 022.....	295
01-J 023.....	295
01-J 024.....	295
01-J 025.....	295
01-J 026.....	295
01-J 027.....	295
01-J 028.....	295
01-J 029.....	295
01-J 030.....	295
01-J 031.....	295
01-J 032.....	295
01-J 033.....	295
01-J 034.....	295
01-J 035.....	295
01-J 036.....	295
01-J 037.....	295
01-J 038.....	295
01-J 039.....	295
01-J 040.....	295
01-K 004.....	300
01-K 005.....	300
01-K 006.....	300
01-K 007.....	300
01-K 008.....	300
01-K 009.....	300
01-K 010.....	300

Order No. Page(s)

01-K 011.....	300
01-K 012.....	300
01-K 013.....	300
01-K 014.....	300
01-K 015.....	300
01-K 016.....	300
01-K 101.....	300
01-K 110.....	300
01-K 120.....	300
01-K 130.....	300
01-K 140.....	300
01-K 151.....	300
01-K 206.....	300
01-M 533.....	308
01-M 534.....	308
01-M 535.....	308
01-M 536.....	308
01-M 537.....	308
01-M 538.....	308
01-M 539.....	308
01-M 540.....	308
01-M 541.....	308
01-M 542.....	308
01-M 543.....	308
01-M 544.....	308
01-M 545.....	308
01-M 546.....	308
01-M 547.....	308
01-M 548.....	308
01-M 549.....	308
01-M 550.....	308
01-M 551.....	308
01-M 552.....	308
01-M 553.....	308
01-M 554.....	308
01-M 555.....	308
01-M 556.....	308
01-M 557.....	308
01-M 558.....	308
01-M 559.....	308
01-M 560.....	308
01-M 561.....	308
01-M 562.....	308
01-M 563.....	308
01-M 600.....	308
01-M 604.....	308
01-M 608.....	308
01-M 612.....	308
01-M 616.....	308
01-M 617.....	308
01-M 618.....	308
01-M 619.....	308
01-M 620.....	308
01-R 225.....	308
01-R 226.....	308
01-R 227.....	308
01-R 228.....	308
01-R 229.....	308
01-R 230.....	308
01-R 231.....	308
01-R 232.....	308
01-R 233.....	308
01-R 234.....	308
01-R 235.....	308
01-R 236.....	308
01-R 237.....	308
01-R 238.....	308
01-R 239.....	308
01-R 240.....	308
01-U 004.....	481
01-U 005.....	481
01-U 006.....	481
01-U 008.....	481

Order No. Page(s)

01-U 010.....	481
01-U 012.....	481
01-U 100.....	481
01-U 400.....	481
01-U 408.....	481
01-U 500.....	481
01-U 950.....	482
01-V 001.....	410
01-V 002.....	410
01-V 003.....	413
01-V 004.....	410
01-V 005.....	410
01-V 006.....	410
01-V 007.....	410
01-V 008.....	413
01-V 009.....	410
01-V 010.....	410
01-V 011.....	410
01-V 013.....	410
01-V 014.....	410
01-V 015.....	410
01-V 016.....	413
01-V 017.....	410
01-V 018.....	410
01-V 020.....	411
01-V 021.....	411
01-V 022.....	411
01-V 023.....	411
01-V 024.....	411
01-V 025.....	411
01-V 026.....	410
01-V 027.....	410
01-V 028.....	410
01-V 029.....	410
01-V 030.....	410
01-V 031.....	410
01-V 032.....	410
01-V 033.....	411
01-V 034.....	411
01-V 035.....	411
01-V 036.....	413
01-V 037.....	410
01-V 038.....	410
01-V 039.....	410
01-V 040.....	410
01-V 041.....	410
01-V 042.....	410
01-V 043.....	410
01-V 044.....	410
01-V 045.....	410
01-V 046.....	410
01-V 047.....	410
01-V 048.....	410
01-V 049.....	410
01-V 050.....	410
01-V 051.....	410
01-V 052.....	410
01-V 054.....	413
01-V 055.....	410
01-V 056.....	410
01-V 057.....	410
01-V 058.....	413
01-V 059.....	410
01-V 060.....	413
01-V 061.....	413
01-V 062.....	410
01-V 063.....	413
01-V 064.....	413
01-V 065.....	413
01-V 066.....	410
01-V 067.....	410
01-V 068.....	410
01-V 069.....	413

Order No. Page(s)

01-V 070.....	410
01-V 071.....	410
01-V 072.....	410
01-V 073.....	410
01-V 601.....	410
01-V 602.....	410
01-V 604.....	410
01-V 605.....	410
01-V 606.....	410
01-V 607.....	410
01-V 609.....	410
01-V 610.....	410
01-V 613.....	410
01-V 614.....	410
01-V 615.....	410
01-V 626.....	410
01-V 631.....	410
01-V 641.....	410
01-V 644.....	410
01-V 646.....	410
01-V 652.....	410
01-V 990.....	414
01-V 995.....	414
01-V 996.....	414
01-W 001.....	341
01-W 005.....	341
01-W 011.....	341
01-W 012.....	341
01-W 021.....	341
01-W 029.....	341
01-W 101.....	341
01-W 105.....	341
01-W 111.....	341
01-W 112.....	341
01-W 951.....	341
0201.....	535
0203-01.....	534
0205.....	536
022704.....	259
022705.....	259
022706.....	259
022707.....	259
022708.....	259
022709.....	259
022710.....	259
022711.....	259
022712.....	259
022713.....	259
022714.....	259
022715.....	259
022716.....	259
022717.....	259
022718.....	259
022719.....	259
022720.....	259
022721.....	259
022722.....	259
022723.....	259
022724.....	259
022725.....	259
022726.....	259
022727.....	259
022728.....	259
022729.....	259
022730.....	259
022731.....	259
022732.....	259
024701.....	260
024702.....	260
024703.....	260
024704.....	260
024705.....	260
024706.....	260

Order No. Page(s)

024707	260
024708	260
024709	260
024710	260
024711	260
024712	260
024713	260
024714	260
024715	260
024716	260
024717	260
024718	260
024719	260
024720	260
024721	260
024722	260
024723	260
024724	260
024725	260
024726	260
024727	260
024728	260
024729	260
024730	260
024731	260
024732	260
024733	260
024734	260
024735	260
024736	260
024737	260
024738	260
024739	260
024740	260
024741	260
024742	260
024743	260
024744	260
024745	260
024746	260
024747	260
024748	260
024749	260
024750	260
024751	260
024752	260
024753	260
024754	260
024755	260
024756	260
024757	260
024758	260
024759	260
024760	260
026701	260
026702	260
026703	260
026704	260
026705	260
026706	260
026707	260
026708	260
026709	260
026710	260
026711	260
026712	260
026713	260
026714	260
026715	260
026716	260
026717	260
026718	260
026719	260

Order No. Page(s)

026720	260
026721	260
026722	260
026723	260
026724	260
026725	260
026726	260
02-C 010	382
02-C 020	382
02-C 040	382
02-C 060	382
02-C 080	382
02-C 120	382
02-C 160	382
02-C 200	382
02-C 240	382
02-C 320	382
02-C 500	382
02IP-1	576
02IP-2	576
02-OP	576
02-OP-10	576
02-W 010	389
02-W 015	389
02-W 030	389
02-W 040	389
02-W 100	389
02-W 200	389
033304	285
033304.20	285
033305	285
033305.20	285
033306	285
033306.20	285
033307	285
033307.20	285
033308	285
033308.20	285
033309	285
033309.20	285
033310	285
033310.20	285
033311	285
033311.20	285
033312	285
033312.20	285
033313	285
033313.20	285
033314	285
033314.20	285
033315	285
033315.20	285
033316	285
033316.20	285
033317	285
033317.20	285
033318	285
033318.20	285
033319	285
033319.20	285
033320	285
033320.20	285
033321	285
033321.20	285
033322	285
033322.20	285
033323	285
033323.20	285
033324	285
033324.20	285
033325	285
033325.20	285
033326	285

Order No. Page(s)

033326.20	285
033327	285
033327.20	285
033328	285
033328.20	285
033329	285
033329.20	285
033330	285
033330.20	285
033331	285
033331.20	285
033332	285
033332.20	285
0350	601
0350-1000	601
0350-20	601
0350-200PU	600
0350-20PP	600
0350-20PPD	600
0351	601
0353	601
0355	601
0355-01	601
039201	339
039202	339
039203	339
039204	339
039205	339
039206	339
039207	339
039208	339
039210	339
039211	339
03-A 041	364
03-A 042	364
03-A 043	364
03-A 051	364
03-A 052	364
03-A 053	364
03-A 061	364
03-A 062	364
03-A 063	364
03-A 081	364
03-A 082	364
03-A 083	364
03-A 101	364
03-A 102	364
03-A 103	364
03-A 104	364
03-A 105	364
03-A 106	364
03-A 121	364
03-A 122	364
03-A 123	364
03-A 561	369
03-A 564	369
03-A 581	369
03-A 584	369
03-A 601	369
03-A 604	369
03-A 621	369
03-A 624	369
03-B 041	364
03-B 042	364
03-B 043	364
03-B 044	364
03-B 045	364
03-B 046	364
03-B 051	364
03-B 052	364
03-B 053	364
03-B 054	364
03-B 055	364

Order No. Page(s)

03-B 056	364
03-B 061	364
03-B 062	364
03-B 063	364
03-B 064	364
03-B 065	364
03-B 066	364
03-B 071	364
03-B 072	364
03-B 073	364
03-B 074	364
03-B 075	364
03-B 076	364
03-B 081	364
03-B 082	364
03-B 083	364
03-B 084	364
03-B 085	364
03-B 086	364
03-B 091	364
03-B 092	364
03-B 093	364
03-B 094	364
03-B 095	364
03-B 096	364
03-B 101	364
03-B 102	364
03-B 103	364
03-B 104	364
03-B 105	364
03-B 106	364
03-B 121	364
03-B 122	364
03-B 123	364
03-B 124	364
03-B 125	364
03-B 126	364
03-B 141	364
03-B 142	364
03-B 143	364
03-B 144	364
03-B 145	364
03-B 146	364
03-B 161	364
03-B 162	364
03-B 163	364
03-B 164	364
03-B 165	364
03-B 166	364
03-B 541	369
03-B 544	369
03-B 551	369
03-B 561	369
03-B 564	369
03-B 571	369
03-B 574	369
03-B 581	369
03-B 584	369
03-B 591	369
03-B 594	369
03-B 601	369
03-B 604	369
03-B 621	369
03-B 624	369
03-B 641	369
03-B 644	369
03-B 661	369
03-B 664	369
03-B 952	387
03-B 953	387
03-B 954	387
03-HGSB	576
03IP-1	576

Order No.	Page(s)	Order No.	Page(s)	Order No.	Page(s)	Order No.	Page(s)
03IP-2	576	044536	290	046621	297	04-G 203	122
03-OP	576	044537	290	046622	297	04-G 204	122
03-OP-10	576	044538	290	046623	297	04-G 205	122
044403	290	044539	290	046624	297	04-G 301	122
044404	290	044540	290	046625	297	04-G 302	122
044405	290	044541	290	046626	297	04-G 303	122
044406	290	044542	290	046627	297	04-G 304	122
044407	290	044543	290	046628	297	04-G 305	122
044408	290	044544	290	046629	297	04G202V	216
044408.20	290	044545	290	046630	297	04G203V	216
044409	290	044546	290	046631	297	04G204V	216
044409.20	290	044547	290	046632	297	04G205V	216
044410	290	044548	290	04-A 254	121	04G302V	216
044410.20	290	044549	290	04-A 256	121	04G303V	216
044411	290	044550	290	04-A 258	121	04G304V	216
044412	290	044551	290	04-A 262	121	04G305V	216
044412.20	290	044552	290	04A254V	215	04-HG	576
044413	290	044553	290	04A256V	215	04-HGSB-5	576
044413.20	290	044554	290	04A258V	215	04IP-1	576
044414	290	044555	290	04A262V	215	04IP-2	576
044415	290	044556	290	04-C 153	122	04-L 200	123
044416	290	044557	290	04-C 155	122	04-L 300	123
044417	290	044558	290	04-C 156	122	04L200V	216
044418	290	044559	290	04-C 158	122	04L300V	216
044419	290	044560	290	04-C 162	122	04-OP	576
044420	290	044560.20	290	04-C 203	122	04-OP-10	576
044421	290	045404	323	04-C 205	122	04-T 204	123
044422	290	045404.2	323	04-C 206	122	04-T 304	123
044423	290	045406	323	04-C 208	122	04T204V	216
044424	290	045406.2	323	04-C 212	122	04T304V	216
044425	290	045408	323	04-C 303	122	04-U 321	123
044426	290	045408.2	323	04-C 305	122	04-U 322	123
044427	290	045410	323	04-C 306	122	04-U 323	123
044428	290	045410.2	323	04-C 308	122	04U321V	216
044429	290	045412	323	04-C 312	122	04U322V	216
044430	290	045412.2	323	04C203V	215	04U323V	216
044431	290	045414	323	04C205V	215	04-X 001	204
044432	290	045414.2	323	04C206V	215	04-X 152	121
044501	290	045416	323	04C208V	215	04-X 202	121
044502	290	045416.2	323	04C212V	215	04-X 203	121
044503	290	045432	323	04C303V	215	04-X 302	121
044504	290	045504	323	04C305V	215	04-X 303	121
044505	290	045504.2	323	04C306V	215	04-Z 992	123
044506	290	045506	323	04C308V	215	04-Z 993	123
044507	290	045506.20	323	04C312V	215	057507	314
044508	290	045508	323	04-D 203	122	057508	314
044509	290	045508.20	323	04-D 205	122	057509	314
044510	290	045510	323	04-D 206	122	057510	314
044511	290	045510.20	323	04-D 208	122	057511	314
044512	290	045512	323	04-D 210	122	057512	314
044513	290	045512.20	323	04-D 212	122	057513	314
044514	290	045514	323	04-D 303	122	057514	314
044515	290	045514.20	323	04-D 305	122	057515	314
044516	290	045516	323	04-D 306	122	057516	314
044517	290	045516.20	323	04-D 308	122	057517	314
044518	290	045532	323	04-D 310	122	057518	314
044519	290	046604	297	04-D 312	122	057519	314
044520	290	046605	297	04D203V	215	057520	314
044521	290	046606	297	04D205V	215	057521	314
044522	290	046607	297	04D206V	215	057522	314
044523	290	046608	297	04D208V	215	057523	314
044524	290	046609	297	04D210V	215	057524	314
044525	290	046610	297	04D212V	215	057528	314
044526	290	046611	297	04D303V	215	057532	314
044527	290	046612	297	04D305V	215	057602	314
044528	290	046613	297	04D306V	215	057605	314
044529	290	046614	297	04D308V	215	057606	314
044530	290	046615	297	04D310V	215	057609	314
044531	290	046616	297	04D312V	215	057610	314
044532	290	046617	297	04-F 203	121	057611	314
044533	290	046618	297	04-F 303	121	057618	314
044534	290	046619	297	04-G 201	122	057619	314
044535	290	046620	297	04-G 202	122	057620	314

Order No. Page(s)

057620.2 314
057621 314
057625 314
057627 314
057629 314
057630 314
057630.2 314
057633 314
057640 314
057707 314
057708 314
057709 314
057710 314
057711 314
057712 314
057713 314
057714 314
057715 314
057716 314
057717 314
057718 314
057719 314
057720 314
057721 314
057722 314
057723 314
057724 314
057728 314
057732 314
058408 316
058412 316
058416 316
058420 316
058424 316
058428 316
058432 316
058505 316
058506 316
058507 316
058508 316
058509 316
058510 316
058511 316
058512 316
058513 316
058514 316
058515 316
058516 316
058517 316
058518 316
058519 316
058520 316
058522 316
058524 316
058526 316
058528 316
058530 316
058532 316
058601 316
058607 316
058610 316
058611 316
058617 316
058620 316
058630 316
058640 316
059808 320
059810 320
059812 320
059814 320
059816 320
059818 320
059820 320

Order No. Page(s)

059822 320
059824 320
059826 320
059828 320
059830 320
059832 320
059834 320
059836 320
059840 320
059916 320
059920 320
059924 320
059928 320
059932 320
059936 320
059940 320
05-A 008 424
05-A 009 424
05-A 010 424
05-A 011 424
05-A 012 424
05-A 013 424
05-A 014 424
05-A 015 424
05-A 100 424
05-A 101 424
05-A 102 424
05-A 103 424
05-A 104 424
05-A 105 424
05-A 106 424
05-A 107 424
05-A 108 424
05-A 109 424
05-A 110 424
05-A 111 424
05-A 112 424
05-A 113 424
05-A 114 424
05-A 115 424
05-A 200 424
05-A 201 424
05-A 202 424
05-A 308 424
05-A 309 424
05-A 310 424
05-A 311 424
05-A 312 424
05-A 313 424
05-A 314 424
05-A 315 424
05-A 400 424
05-A 401 424
05-A 402 424
05-A 403 424
05-A 404 424
05-A 405 424
05-A 406 424
05-A 407 424
05-A 408 424
05-A 409 424
05-A 410 424
05-A 411 424
05-A 412 424
05-A 413 424
05-A 414 424
05-A 415 424
05-A 500 424
05-A 501 424
05-A 502 424
05-A 503 424
05-A 504 424
05-A 505 424

Order No. Page(s)

05-A 506 424
05-A 611 424
05-A 613 424
05-A 615 424
05-A 701 424
05-A 991 424
05-A 992 424
05-B 008 425
05-B 009 425
05-B 010 425
05-B 011 425
05-B 012 425
05-B 013 425
05-B 014 425
05-B 015 425
05-B 100 425
05-B 101 425
05-B 102 425
05-B 103 425
05-B 104 425
05-B 105 425
05-B 106 425
05-B 107 425
05-B 108 425
05-B 109 425
05-B 110 425
05-B 111 425
05-B 112 425
05-B 113 425
05-B 114 425
05-B 115 425
05-B 200 425
05-B 201 425
05-B 202 425
05-B 308 425
05-B 309 425
05-B 310 425
05-B 311 425
05-B 312 425
05-B 313 425
05-B 314 425
05-B 315 425
05-B 400 425
05-B 401 425
05-B 402 425
05-B 403 425
05-B 404 425
05-B 405 425
05-B 406 425
05-B 407 425
05-B 408 425
05-B 409 425
05-B 410 425
05-B 411 425
05-B 412 425
05-B 413 425
05-B 414 425
05-B 415 425
05-B 500 425
05-B 501 425
05-B 502 425
05-B 503 425
05-B 504 425
05-B 505 425
05-B 506 425
05-B 611 425
05-B 613 425
05-B 615 425
05-B 701 425
05-B 811 425
05-B 813 425
05-B 815 425
05-B 901 425

Order No. Page(s)

05-B 991 425
05-B 992 425
05-D 008 428
05-D 009 428
05-D 010 428
05-D 011 428
05-D 012 428
05-D 013 428
05-D 014 428
05-D 015 428
05-D 100 428
05-D 101 428
05-D 102 428
05-D 103 428
05-D 104 428
05-D 105 428
05-D 106 428
05-D 107 428
05-D 108 428
05-D 109 428
05-D 110 428
05-D 111 428
05-D 112 428
05-D 113 428
05-D 114 428
05-D 115 428
05-D 200 428
05-D 201 428
05-D 202 428
05-D 308 428
05-D 309 428
05-D 310 428
05-D 311 428
05-D 312 428
05-D 313 428
05-D 314 428
05-D 315 428
05-D 400 428
05-D 401 428
05-D 402 428
05-D 403 428
05-D 404 428
05-D 405 428
05-D 406 428
05-D 407 428
05-D 408 428
05-D 409 428
05-D 410 428
05-D 411 428
05-D 412 428
05-D 413 428
05-D 414 428
05-D 415 428
05-D 500 428
05-D 501 428
05-D 502 428
05-D 503 428
05-D 504 428
05-D 505 428
05-D 506 428
05-D 507 428
05-D 508 428
05-D 509 428
05-D 510 428
05-D 511 428
05-D 512 428
05-D 513 428
05-D 514 428
05-D 532 428
05-D 536 428
05-D 540 428
05-D 544 428
05-D 548 428

Order No. Page(s)

06-A 602.....87
06-A 707.....87
06-A 712.....87
06-B 454.....81
06-B 456.....81
06-B 458.....81
06-B 462.....81
06-B 504.....81
06-B 506.....81
06-B 508.....81
06-B 512.....81
06-B 604.....81
06-B 606.....81
06-B 608.....81
06-B 612.....81
06-B 901.....81
06-F 454.....84
06-F 456.....84
06-F 458.....84
06-F 462.....84
06-F 504.....84
06-F 506.....84
06-F 508.....84
06-F 512.....84
06-F 604.....84
06-F 606.....84
06-F 608.....84
06-F 612.....84
06-HG.....576
06-HGSB-2.....576
06-U 454.....83
06-U 456.....83
06-U 458.....83
06-U 504.....83
06-U 506.....83
06-U 508.....83
06-U 604.....83
06-U 606.....83
06-U 608.....83
06-W 454.....88
06-W 456.....88
06-W 458.....88
06-W 462.....88
06-W 504.....88
06-W 506.....88
06-W 508.....88
06-W 512.....88
072279.....459
072280.....459
072281.....459
072282.....459
072283.....459
072284.....459
072285.....459
072286.....459
072287.....459
072288.....459
072289.....459
072290.....459
072291.....459
072292.....459
072293.....459
072294.....459
072295.....459
072296.....459
072297.....459
072298.....459
07-A 001.....100
07-A 100.....100
07-A 200.....100
07-A 300.....100
07-A 400.....100
07-A 500.....100

Order No. Page(s)

07-A 600.....100
07-B 104.....100
07-B 204.....100
07-B 304.....100
07-B 404.....100
07-B 504.....100
07-C 003.....98, 204
07-C 005.....118, 204
07-C 006.....118, 204
07-D 032.....110
07-D 033.....110
07-D 034.....110
07-D 052.....110
07-D 053.....110
07-D 054.....110
07-D 102.....110
07-D 103.....110
07-D 104.....110
07-D 122.....110
07-D 123.....110
07-D 124.....110
07-D 152.....109
07-D 153.....109
07-D 154.....109
07-F 002.....106
07-F 013.....105
07-F 014.....105
07-F 037.....105
07-F 051.....105
07-F 061.....105
07-F 093.....105
07-F 095.....105
07-F 364.....105
07-F 366.....105
07-F 368.....105
07-F 371.....105
07-F 504.....105
07-F 506.....105
07-F 508.....105
07-F 511.....105
07-H 242.....106
07-H 243.....106
07-H 244.....106
07-H 245.....106
07-H 362.....105
07-H 363.....105
07-H 364.....105
07-H 365.....105
07-H 502.....105
07-H 503.....105
07-H 504.....105
07-H 505.....105
07-H 992.....106
07-HGSB.....576
07-J 424.....103
07-J 426.....103
07-J 428.....103
07-J 432.....103
07-J 444.....103
07-J 446.....103
07-J 448.....103
07-J 452.....103
07-K 322.....103
07-K 342.....103
07-K 421.....103
07-K 422.....103
07-K 441.....103
07-K 442.....103
07-L 420.....107
07-L 422.....107
07-L 440.....107
07-L 441.....107
07-L 442.....107

Order No. Page(s)

07-M 322.....104
07-M 323.....104
07-M 324.....104
07-M 342.....104
07-M 343.....104
07-M 344.....104
07-M 411.....104
07-M 422.....104
07-M 423.....104
07-M 424.....104
07-M 425.....104
07-M 442.....104
07-M 443.....104
07-M 444.....104
07-M 445.....104
07-M 446.....104
07-Q 001.....114, 205
07-Q 044.....112
07-Q 045.....114
07-Q 049.....112
07-Q 050.....114
07-Q 054.....112
07-Q 060.....114
07-Q 064.....112
07-Q 070.....114
07-Q 074.....112
07-Q 149.....112
07-Q 154.....112
07-Q 164.....112
07-Q 174.....112
07-Q 454.....113
07-Q 456.....113
07-Q 458.....113
07-Q 462.....113
07-Q 504.....113
07-Q 506.....113
07-Q 508.....113
07-Q 512.....113
07-Q 604.....113
07-Q 606.....113
07-Q 608.....113
07-Q 612.....113
07-Q 953.....119
07-R 450.....115
07-R 452.....115
07-R 453.....115
07-R 454.....115
07-R 455.....115
07-R 500.....115
07-R 502.....115
07-R 503.....115
07-R 504.....115
07-R 600.....115
07-R 602.....115
07-R 603.....115
07-R 604.....115
07-R 700.....115
07-R 702.....115
07-R 703.....115
07-R 704.....115
07-T 100.....104
07-T 220.....109
07-T 225.....106
07-T 334.....104
07-T 336.....106
07-T 425.....104
07-T 427.....104
07-T 450.....115
07-T 452.....117
07-T 453.....117
07-T 454.....115
07-T 456.....115
07-T 457.....115

Order No. Page(s)

07-T 502.....117
07-T 503.....117
07-T 504.....115
07-T 505.....117
07-T 506.....115
07-T 507.....115
07-T 530.....104
07-T 534.....104
07-T 536.....106
07-T 600.....115
07-T 602.....115
07-T 604.....115
07-T 700.....115
07-T 704.....115
07-T 901.....109, 114, 117, 123
07-T 905.....109, 114, 117, 123
07-T 907.....109, 114, 117, 123
07-T 909.....109, 114, 117, 123
07-U 101.....116
07-U 102.....116
07-U 103.....116
07-U 321.....116
07-U 322.....116
07-U 323.....116
07-U 451.....116
07-U 501.....116
07-U 611.....116
07-U 612.....116
07-U 613.....116
07-U 615.....119
07-U 621.....116
07-U 622.....116
07-U 623.....116
07-U 625.....119
07-U 651.....116
07-U 652.....116
07-U 653.....116
07-X 003.....118, 204
07-X 004.....118, 204
07-X 005.....118, 204
07-X 006.....118, 204
07-X 008.....118, 204
07-X 120.....118
07-X 450.....118
07-X 452.....118
07-X 502.....118
07-X 505.....118
07-X 640.....118
07-X 660.....118
07-X 661.....119
07-X 662.....119
07-X 663.....119
07-X 664.....119
07-X 683.....119
07-X 845.....113
07-X 860.....113
07-Z 005.....114, 205
08-B 001.....204
08-B 002.....204
08-B 003.....204
08-B 004.....206
08-B 005.....206
08-B 006.....206
08-B 007.....206
08-B 008.....206
08-B 009.....105
08-B 031.....204
08-B 310.....65
08-B 312.....66
08-B 400.....65
08-B 402.....66
08-B 410.....65
08-B 412.....66

Order No. Page(s)

08-B 450	65
08-B 451	65
08-B 452	66
08-B 460	65
08-B 462	66
08-B 500	65
08-B 501	65
08-B 502	66
08-B 510	65
08-B 512	66
08-B 600	65
08-B 602	66
08-B 630	65
08-B 632	66
08-B 701	65
08-B 710	65
08-B 712	66
08-B 901	65
08-B 910	65
08-B 912	66
08-D 452	69
08-D 502	69
08-D 702	69
08-E 450	69
08-E 500	69
08-E 700	69
08-F 450	68
08-F 451	68
08-F 452	68
08-F 460	68
08-F 462	68
08-F 500	68
08-F 501	68
08-F 502	68
08-F 510	68
08-F 512	68
08-F 600	68
08-F 602	68
08-F 700	68
08-F 702	68
08-F 900	68
08-F 902	68
08-H 450	67
08-H 452	67
08-H 500	67
08-H 502	67
08-H 600	67
08-H 602	67
08-H 700	67
08-H 702	67
08-H 900	67
08-H 902	67
08-IP	576
08-K 450	67
08-K 500	67
08-K 701	67
08-K 901	67
08-L 450	69
08-L 452	69
08-L 500	69
08-L 502	69
08-L 600	69
08-L 602	69
08-L 700	69
08-L 702	69
08-L 900	69
08-L 902	69
08-N 452	72
08-N 453	72
08-N 454	72
08-N 502	72
08-N 503	72
08-N 504	72

Order No. Page(s)

08-N 533	72
08-N 602	72
08-N 603	72
08-N 604	72
08-N 633	72
08-N 634	72
08-N 702	72
08-N 703	72
08-N 704	72
08-N 904	72
08-P 450	64
08-P 460	64
08-P 500	64
08-P 510	64
08-P 600	64
08-P 700	64
08-P 900	64
08-W 450	78
08-W 452	78
08-W 455	78
08-W 457	78
08-W 500	78
08-W 502	78
08-W 600	78
08-W 602	78
08-W 605	78
08-W 607	78
08-W 700	78
08-W 702	78
08-W 705	78
08-W 707	78
08-W 900	78
08-W 902	78
08-W 905	78
08-W 907	78
08-X 450	63
08-X 452	63
08-X 500	63
08-X 502	63
08-X 600	63
08-X 602	63
08-X 700	63
08-X 702	63
08-X 900	63
08-X 902	63
090113	259, 283
090115	259, 283
090121	259, 283
090190	259, 283
090192	259, 283
090196	260, 283
090490	240, 283
090491	240, 283
090495	255, 283
090496	255, 283
090517	240, 282
090518	240, 282
090519	240, 282
090522	241, 283
090523	241, 283
090547	285
090549	285
090550	285
090551	285
090552	285
090553	285
090560	240, 241, 242, 283
090561	248, 283
090568	292
090569	290
090580	240, 282
090593	305
090595	305

Order No. Page(s)

090596	305
090598	306
090599	306
090614	240, 283
090815	242
090829	242
090909	309
091733	306
091733.20	306
091734	306
091734.20	306
091735	306
091735.20	306
091736	306
091736.20	306
091737	306
091737.20	306
091738	306
091738.20	306
091739	306
091739.20	306
091740	306
091740.20	306
091741	306
091741.20	306
091742	306
091742.20	306
091743	306
091743.20	306
091744	306
091744.20	306
091745	306
091745.20	306
091746	306
091746.20	306
091747	306
091747.20	306
091748	306
091748.20	306
091749	306
091749.20	306
091750	306
091750.20	306
091751	306
091751.20	306
091752	306
091752.20	306
091753	306
091753.20	306
091754	306
091754.2	306
091755	306
091755.20	306
091756	306
091756.20	306
091757	306
091757.20	306
091758	306
091758.20	306
091759	306
091759.20	306
091760	306
091760.20	306
091761	306
091761.20	306
091762	306
091762.20	306
091763	306
091763.20	306
091764	306
091764.20	306
091765	306
091765.20	306

Order No. Page(s)

091766	306
091766.20	306
091767	306
091767.20	306
091768	306
091768.20	306
091770	306
091770.20	306
091772	306
091772.20	306
091774	306
091774.20	306
091776	306
091776.20	306
091778	306
091778.20	306
091780	306
091780.20	306
091782	306
091782.20	306
091784	306
091784.20	306
091788	306
091788.20	306
091792	306
091792.20	306
091796	306
091796.20	306
091825	242
091826	242
091827	242
091828	242
091829	242
091830	242
091831	242
091832	242
091932	242
092033	309
092034	309
092035	309
092036	309
092037	309
092038	309
092039	309
092040	309
092041	309
092042	309
092043	309
092044	309
092045	309
092046	309
092047	309
092048	309
092049	309
092050	309
092051	309
092052	309
092053	309
092054	309
092055	309
092056	309
092057	309
092058	309
092059	309
092060	309
092061	309
092062	309
092063	309
092064	309
092627	285
092628	285
092629	285

Order No. Page(s)

092630.....	285
092631.....	285
092632.....	285
092833.....	305
092834.....	305
092835.....	305
092836.....	305
092837.....	305
092838.....	305
092839.....	305
092840.....	305
092841.....	305
092842.....	305
092843.....	305
092844.....	305
092845.....	305
092846.....	305
092847.....	305
092848.....	305
092849.....	305
092850.....	305
092851.....	305
092852.....	305
092853.....	305
092854.....	305
092855.....	305
092856.....	305
092857.....	305
092858.....	305
092859.....	305
092860.....	305
092861.....	305
092862.....	305
092863.....	305
092864.....	305
092866.....	305
092868.....	305
092870.....	305
092872.....	305
092874.....	305
092876.....	305
092878.....	305
092880.....	305
092884.....	305
092888.....	305
092892.....	305
092896.....	305
093700.....	262, 282
093713.....	262, 282
093716.....	262, 282
093719.....	262, 282
093754.....	262, 282
094133.....	305
094134.....	305
094135.....	305
094136.....	305
094137.....	305
094138.....	305
094139.....	305
094140.....	305
094141.....	305
094142.....	305
094143.....	305
094144.....	305
094145.....	305
094146.....	305
094147.....	305
094148.....	305
094149.....	305
094150.....	305
094151.....	305
094152.....	305
094153.....	305

Order No. Page(s)

094154.....	305
094155.....	305
094156.....	305
094157.....	305
094158.....	305
094159.....	305
094160.....	305
094161.....	305
094162.....	305
094163.....	305
094164.....	305
095125.....	276
095126.....	276
095127.....	276
095128.....	276
095129.....	276
095130.....	276
095131.....	276
095132.....	276
098807.20.....	299
098808.20.....	299
098809.20.....	299
098810.20.....	299
098811.20.....	299
098812.20.....	299
098814.20.....	299
098816.20.....	299
098820.20.....	299
098830.20.....	299
099101.....	276
099104.....	276
099501.....	257, 282
099502.....	257, 282
099503.....	257, 282
099504.....	257, 282
099505.....	257, 282
099506.....	258, 283
099507.....	258, 283
099508.....	257, 283
099509.....	257
099802.....	238, 282
099803.....	248, 282
099804.....	248
099808.....	238, 282
099809.....	248, 282
099812.....	238
099813.....	269, 282
099814.....	238, 282
099815.....	248, 282
099816.....	269, 282
099819.....	269
099820.....	238, 283
099821.....	269, 282
099822.....	270, 282
099823.....	270, 282
099825.....	270, 282
099826.....	270, 282
099827.....	238, 283
099828.....	260, 283
099831.....	270, 283
099832.....	238, 283
099833.....	238, 240
099835.....	238, 282
099836.....	248, 282
099854.....	269, 282
099855.....	255, 282
099856.....	255, 282
099857.....	255, 282
099858.....	255, 282
099859.....	256, 283
099860.....	256, 283
099861.....	255, 282
099862.....	255, 256

Order No. Page(s)

099866.....	283
099867.....	283
099995.....	255
09-A 204.....	124
09-A 206.....	124
09-A 208.....	124
09-A 212.....	124
09-A 304.....	124
09-A 306.....	124
09-A 308.....	124
09-A 312.....	124
09-C 008.....	140
09-C 015.....	140
09-C 018.....	140
09-C 020.....	139
09-C 028.....	140
09-C 058.....	140
09-C 065.....	140
09-C 068.....	140
09-C 070.....	139
09-C 078.....	140
09-C 110.....	140
09-C 120.....	140
09-C 125.....	140
09-C 130.....	139
09-C 160.....	140
09-C 170.....	140
09-C 175.....	140
09-C 180.....	139
09-C 215.....	140
09-C 225.....	140
09-C 230.....	140
09-C 265.....	140
09-C 270.....	139
09-C 275.....	140
09-C 280.....	140
09-C 303.....	139
09-C 370.....	139
09-C 404.....	139
09-D 102.....	124
09-D 103.....	124
09-D 105.....	124
09-D 106.....	124
09-D 108.....	124
09-D 112.....	124
09-D 202.....	124
09-D 203.....	124
09-D 205.....	124
09-D 206.....	124
09-D 208.....	124
09-D 212.....	124
09-D 403.....	125
09-D 406.....	125
09-D 408.....	125
09-D 503.....	125
09-D 506.....	125
09-D 508.....	125
09-G 102.....	125
09-G 103.....	125
09-G 104.....	125
09-G 202.....	125
09-G 203.....	125
09-G 204.....	125
09-X 203.....	124
09-X 303.....	124
09-Z 992.....	125
09-Z 993.....	125
1000A133.....	301
1000A134.....	301
1000A135.....	301
1000A136.....	301
1000A137.....	301
1000A138.....	301

Order No. Page(s)

1000A139.....	301
1000A140.....	301
1000A141.....	301
1000A142.....	301
1000A143.....	301
1000A144.....	301
1000A145.....	301
1000A146.....	301
1000A147.....	301
1000A148.....	301
1000A149.....	301
1000A150.....	301
1000A151.....	301
1000A152.....	301
1000A153.....	301
1000A154.....	301
1000A155.....	301
1000A156.....	301
1000A157.....	301
1000A158.....	301
1000A159.....	301
1000A160.....	301
1000A161.....	301
1000A162.....	301
1000A163.....	301
1000A164.....	301
1000A201.....	301
1000A202.....	301
1000A203.....	301
1000A204.....	301
1000A205.....	301
1000A206.....	301
1000A207.....	301
1000A209.....	301
1000A210.....	301
1000A211.....	301
1000A212.....	301
1000A213.....	301
1000A214.....	301
1000A215.....	301
1000A216.....	301
1000A217.....	301
1000A218.....	301
1000A219.....	301
1000A220.....	301
1000A224.....	301
1000A228.....	301
1000A232.....	301
1000A32.....	301, 311
1000A5.....	301, 311
1000A8.....	301, 311
1000C133.....	307
1000C134.....	307
1000C135.....	307
1000C136.....	307
1000C137.....	307
1000C138.....	307
1000C139.....	307
1000C140.....	307
1000C141.....	307
1000C142.....	307
1000C143.....	307
1000C144.....	307
1000C145.....	307
1000C146.....	307
1000C147.....	307
1000C148.....	307
1000C149.....	307
1000C150.....	307
1000C151.....	307
1000C152.....	307
1000C153.....	307
1000C154.....	307

Order No.	Page(s)	Order No.	Page(s)	Order No.	Page(s)	Order No.	Page(s)
1000C155.....	307	1000E229.....	302	1000EF148.....	304	1000F206.....	301
1000C156.....	307	1000E230.....	302	1000EF149.....	304	1000F208.....	301
1000C157.....	307	1000E231.....	302	1000EF150.....	304	1000F210.....	301
1000C158.....	307	1000E232.....	302	1000EF151.....	304	1000F212.....	301
1000C159.....	307	1000E32.....	302, 311	1000EF152.....	304	1000F214.....	301
1000C160.....	307	1000E5.....	302, 311	1000EF153.....	304	1000F216.....	301
1000C161.....	307	1000E8.....	302, 311	1000EF154.....	304	1000F220.....	301
1000C162.....	307	1000EC133.....	310	1000EF155.....	304	1000F224.....	301
1000C163.....	307	1000EC134.....	310	1000EF156.....	304	1000F228.....	301
1000C164.....	307	1000EC135.....	310	1000EF157.....	304	1000F232.....	301
1000C32.....	307, 311	1000EC136.....	310	1000EF158.....	304	1000F32.....	301, 311
1000C5.....	307, 311	1000EC137.....	310	1000EF159.....	304	1000F5.....	301, 311
1000C8.....	307, 311	1000EC138.....	310	1000EF160.....	304	1000F8.....	301, 311
1000E133.....	302	1000EC139.....	310	1000EF161.....	304	1000N133.....	303
1000E134.....	302	1000EC140.....	310	1000EF162.....	304	1000N134.....	303
1000E135.....	302	1000EC141.....	310	1000EF163.....	304	1000N135.....	303
1000E136.....	302	1000EC142.....	310	1000EF164.....	304	1000N136.....	303
1000E137.....	302	1000EC143.....	310	1000EF202.....	304	1000N137.....	303
1000E138.....	302	1000EC144.....	310	1000EF204.....	304	1000N138.....	303
1000E139.....	302	1000EC145.....	310	1000EF206.....	304	1000N139.....	303
1000E140.....	302	1000EC146.....	310	1000EF208.....	304	1000N140.....	303
1000E141.....	302	1000EC147.....	310	1000EF210.....	304	1000N141.....	303
1000E142.....	302	1000EC148.....	310	1000EF212.....	304	1000N142.....	303
1000E143.....	302	1000EC149.....	310	1000EF214.....	304	1000N143.....	303
1000E144.....	302	1000EC150.....	310	1000EF216.....	304	1000N144.....	303
1000E145.....	302	1000EC151.....	310	1000EF218.....	304	1000N145.....	303
1000E146.....	302	1000EC152.....	310	1000EF220.....	304	1000N146.....	303
1000E147.....	302	1000EC153.....	310	1000EF222.....	304	1000N147.....	303
1000E148.....	302	1000EC154.....	310	1000EF224.....	304	1000N148.....	303
1000E149.....	302	1000EC155.....	310	1000EF226.....	304	1000N149.....	303
1000E150.....	302	1000EC156.....	310	1000EF228.....	304	1000N150.....	303
1000E151.....	302	1000EC157.....	310	1000EF230.....	304	1000N151.....	303
1000E152.....	302	1000EC158.....	310	1000EF232.....	304	1000N152.....	303
1000E153.....	302	1000EC159.....	310	1000EF32.....	304, 311	1000N153.....	303
1000E154.....	302	1000EC160.....	310	1000EF5.....	304, 311	1000N154.....	303
1000E155.....	302	1000EC161.....	310	1000EF8.....	304, 311	1000N155.....	303
1000E156.....	302	1000EC162.....	310	1000F.....	568	1000N156.....	303
1000E157.....	302	1000EC163.....	310	1000F-0100.....	570, 573	1000N157.....	303
1000E158.....	302	1000EC164.....	310	1000F133.....	301	1000N158.....	303
1000E159.....	302	1000EC202.....	310	1000F134.....	301	1000N159.....	303
1000E160.....	302	1000EC204.....	310	1000F135.....	301	1000N160.....	303
1000E161.....	302	1000EC206.....	310	1000F136.....	301	1000N161.....	303
1000E162.....	302	1000EC208.....	310	1000F137.....	301	1000N162.....	303
1000E163.....	302	1000EC210.....	310	1000F138.....	301	1000N163.....	303
1000E164.....	302	1000EC212.....	310	1000F139.....	301	1000N164.....	303
1000E201.....	302	1000EC214.....	310	1000F140.....	301	1000N32.....	303, 311
1000E202.....	302	1000EC216.....	310	1000F141.....	301	1000N5.....	303, 311
1000E203.....	302	1000EC218.....	310	1000F142.....	301	1000N8.....	303, 311
1000E204.....	302	1000EC220.....	310	1000F143.....	301	1001.....	537
1000E205.....	302	1000EC222.....	310	1000F144.....	301	1001-02.....	537
1000E206.....	302	1000EC224.....	310	1000F145.....	301	1001-05.....	537
1000E207.....	302	1000EC226.....	310	1000F146.....	301	1001-200PU.....	538
1000E208.....	302	1000EC228.....	310	1000F147.....	301	1001-20PP.....	538
1000E209.....	302	1000EC230.....	310	1000F148.....	301	1001-20PPD.....	538
1000E210.....	302	1000EC232.....	310	1000F149.....	301	100HX136.....	457
1000E211.....	302	1000EC32.....	310, 311	1000F150.....	301	100HX140.....	457
1000E212.....	302	1000EC5.....	310, 311	1000F-1500.....	571	100HX144.....	457
1000E213.....	302	1000EC8.....	310, 311	1000F151.....	301	100HX148.....	457
1000E214.....	302	1000EF133.....	304	1000F152.....	301	100HX152.....	457
1000E215.....	302	1000EF134.....	304	1000F153.....	301	100HX156.....	457
1000E216.....	302	1000EF135.....	304	1000F154.....	301	100HX160.....	457
1000E217.....	302	1000EF136.....	304	1000F155.....	301	100HX164.....	457
1000E218.....	302	1000EF137.....	304	1000F156.....	301	100HX204.....	457
1000E219.....	302	1000EF138.....	304	1000F157.....	301	100HX208.....	457
1000E220.....	302	1000EF139.....	304	1000F158.....	301	100HX212.....	457
1000E221.....	302	1000EF140.....	304	1000F159.....	301	100HX216.....	457
1000E222.....	302	1000EF141.....	304	1000F160.....	301	100HX220.....	457
1000E223.....	302	1000EF142.....	304	1000F161.....	301	100HX224.....	457
1000E224.....	302	1000EF143.....	304	1000F162.....	301	100HX228.....	457
1000E225.....	302	1000EF144.....	304	1000F163.....	301	100HX232.....	457
1000E226.....	302	1000EF145.....	304	1000F164.....	301	100HX236.....	457
1000E227.....	302	1000EF146.....	304	1000F202.....	301	100HX240.....	457
1000E228.....	302	1000EF147.....	304	1000F204.....	301	100SE104.....	237

Order No. Page(s)

100SE105.....	237
100SE106.....	237
100SE107.....	237
100SE108.....	237
100SE109.....	237
100SE110.....	237
100SE111.....	237
100SE112.....	237
100SE113.....	237
100SE114.....	237
100SE115.....	237
100SE116.....	237
100SE117.....	237
100SE118.....	237
100SE119.....	237
100SE120.....	237
100SE121.....	237
100SE122.....	237
100SE123.....	237
100SE124.....	237
100SE125.....	237
100SE126.....	237
100SE127.....	237
100SE128.....	237
100SE129.....	237
100SE13.....	237, 278
100SE130.....	237
100SE131.....	237
100SE132.....	237
100SE15.....	237, 278
100SE21.....	237, 278
100SE21V.....	237, 278
100SE29.....	237, 278
100SEW29.....	237, 278
1035N125.....	275
1035N126.....	275
1035N127.....	275
1035N128.....	275
1035N129.....	275
1035N130.....	275
1035N131.....	275
1035N132.....	275
1035N134.....	275
1035N136.....	275
1035N140.....	275
1035N144.....	275
1035N148.....	275
1035N15.....	275, 311
1035N29.....	275, 311
1045N125.....	286
1045N126.....	286
1045N127.....	286
1045N128.....	286
1045N129.....	286
1045N130.....	286
1045N131.....	286
1045N132.....	286
1045N15.....	286, 311
1045N29.....	286, 311
10-A 123.....	55
10-A 143.....	55
10-A 163.....	55
10-A 183.....	55
10-A 203.....	55
10-A 206.....	55
10-A 206.....	55
10-A 984.....	46
10-A 985.....	55
10-A 986.....	55
10-A 987.....	55
10-A 988.....	55, 57
10-A 989.....	55, 57
10-A 990.....	55
10-A 991.....	55

Order No. Page(s)

10-A 992.....	55
10-B 123.....	55
10-B 143.....	55
10-B 163.....	55
10-B 183.....	55
10-B 203.....	55
10-C 143.....	55
10-H 143.....	54
10-H 163.....	54
10-L 123.....	54
10-L 143.....	54
10-OP.....	576
10-P 123.....	54
10-P 143.....	54
10-P 163.....	54
10-Q 123.....	54
10-Q 143.....	54
10-Q 163.....	54
10TDX.....	388
10-W 123.....	59
10-W 143.....	59
1100A104.....	313
1100A105.....	313
1100A107.....	313
1100A108.....	313
1100A109.....	313
1100A110.....	313
1100A111.....	313
1100A112.....	313
1100A113.....	313
1100A114.....	313
1100A115.....	313
1100A116.....	313
1100A117.....	313
1100A118.....	313
1100A119.....	313
1100A120.....	313
1100A121.....	313
1100A122.....	313
1100A123.....	313
1100A124.....	313
1100A125.....	313
1100A126.....	313
1100A127.....	313
1100A128.....	313
1100A129.....	313
1100A130.....	313
1100A131.....	313
1100A132.....	313
1100C104.....	317
1100C105.....	317
1100C106.....	317
1100C107.....	317
1100C108.....	317
1100C109.....	317
1100C110.....	317
1100C111.....	317
1100C112.....	317
1100C113.....	317
1100C114.....	317
1100C115.....	317
1100C116.....	317
1100C118.....	317
1100C120.....	317
1100C124.....	317
115DX.....	347
1180A001.....	313
1180A002.....	313
1180A003.....	313
1180A004.....	313
1180A005.....	313
1180A006.....	313
1180A007.....	313

Order No. Page(s)

1180A008.....	313
1180A009.....	313
1180A010.....	313
1180A011.....	313
1180A012.....	313
1180A013.....	313
1180A014.....	313
1180A015.....	313
1180A016.....	313
1180A017.....	313
1180A018.....	313
1180A019.....	313
1180A020.....	313
1180A021.....	313
1180A022.....	313
1180A023.....	313
1180A024.....	313
1180A025.....	313
1180A026.....	313
1180A027.....	313
1180A028.....	313
1180A029.....	313
1180A030.....	313
1180A031.....	313
1180A032.....	313
1180A033.....	313
1180A034.....	313
1180A035.....	313
1180A036.....	313
1180A037.....	313
1180A038.....	313
1180A039.....	313
1180A040.....	313
1180C001.....	317
1180C002.....	317
1180C003.....	317
1180C004.....	317
1180C005.....	317
1180C006.....	317
1180C007.....	317
1180C008.....	317
1180C009.....	317
1180C010.....	317
1180C011.....	317
1180C012.....	317
1180C013.....	317
1180C014.....	317
1180C015.....	317
1180C016.....	317
1180C017.....	317
1180C018.....	317
1180C019.....	317
1180C020.....	317
1180C021.....	317
1180C022.....	317
1180C023.....	317
1180C024.....	317
1180C025.....	317
1180C026.....	317
1180C027.....	317
1180C028.....	317
1180C029.....	317
1180C030.....	317
1180C031.....	317
1180C032.....	317
1180C033.....	317
1180C034.....	317
1180C035.....	317
1180C036.....	317
1180C037.....	317
1180C038.....	317
1180C039.....	317
1180C040.....	317

Order No. Page(s)

11-A 121.....	56
11-A 122.....	56
11-A 123.....	56
11-A 141.....	56
11-A 142.....	56
11-A 143.....	56
11-D 121.....	56
11-D 122.....	56
11-D 123.....	56
11-D 141.....	56
11-D 142.....	56
11-D 143.....	56
11-F 042.....	50
11-F 052.....	50
11-F 062.....	50
11-F 072.....	50
11-F 092.....	50
11-F 142.....	50
11-F 152.....	50
11-F 162.....	50
11-F 172.....	50
11-F 192.....	50
11F042V.....	212
11F052V.....	212
11F062V.....	212
11F142V.....	212
11F152V.....	212
11F162V.....	212
11-H 042.....	45
11-H 052.....	45
11-H 062.....	45
11-H 072.....	45
11H042V.....	211
11H052V.....	211
11H062V.....	211
11-L 001.....	53, 204
11-L 002.....	53, 204
11-L 003.....	53, 204
11-L 004.....	53, 204
11-L 005.....	53, 204
11-L 006.....	53, 204
11-L 007.....	53, 204
11-L 008.....	53, 204
11-L 202.....	52
11-L 203.....	52
11-L 211.....	52
11-L 212.....	52
11-L 213.....	52
11-L 221.....	52
11-L 223.....	52
11-L 231.....	52
11-L 233.....	52
11-L 251.....	52
11-L 253.....	52
11-L 263.....	52
11-L 302.....	52
11-L 303.....	52
11-L 308.....	53
11-L 312.....	52
11-L 313.....	52
11-L 317.....	52
11-L 322.....	52
11-L 323.....	52
11-L 333.....	52
11-L 353.....	52
11-L 403.....	53
11-L 405.....	53
11-L 408.....	53
11-L 413.....	53
11-L 415.....	53
11-L 417.....	53
11-L 423.....	53
11-L 433.....	53

Order No.	Page(s)	Order No.	Page(s)	Order No.	Page(s)	Order No.	Page(s)
11-L 453	53	11-T 852	51	1200A113	315	125SF164	458
11L202V	213	11-T 862	51	1200A114	315	125SF204	458
11L203V	213	11T042V	211	1200A115	315	125SF208	458
11L211V	213	11T052V	211	1200A116	315	125SF212	458
11L212V	213	11T062V	211	1200A117	315	125SF216	458
11L213V	213	11T142V	211	1200A118	315	125SF220	458
11L221V	213	11T152V	211	1200A119	315	125SF224	458
11L223V	213	11T162V	211	1200A120	315	125SF228	458
11L231V	213	11T242V	212	1200A121	315	125SF232	458
11L233V	213	11T252V	212	1200A122	315	125SF236	458
11L251V	213	11T262V	212	1200A123	315	125SF240	458
11L253V	213	11T453V	212	1200A124	315	1280A001	315
11L262V	213	11T503V	212	1200A125	315	1280A002	315
11L263V	213	11T542V	212	1200A126	315	1280A003	315
11L302V	213	11T552V	212	1200A127	315	1280A004	315
11L303V	213	11T603V	212	1200A128	315	1280A005	315
11L308V	213	11T642V	212	1200A129	315	1280A006	315
11L312V	213	11T652V	212	1200A130	315	1280A007	315
11L313V	213	11T662V	212	1200A131	315	1280A008	315
11L316V	213	11T842V	213	1200A132	315	1280A009	315
11L317V	213	11T852V	213	1200C104	318	1280A010	315
11L322V	213	11T862V	213	1200C106	318	1280A011	315
11L323V	213	11-U 042	50	1200C107	318	1280A012	315
11L333V	213	11-U 052	50	1200C108	318	1280A013	315
11L353V	213	11-U 062	50	1200C110	318	1280A014	315
11L402V	213	11-U 072	50	1200C111	318	1280A015	315
11L403V	213	11-U 142	50	1200C112	318	1280A016	315
11L405V	213	11-U 152	50	1200C113	318	1280A017	315
11L406V	213	11-U 162	50	1200C114	318	1280A018	315
11L408V	213	11-U 172	50	1200C115	318	1280A019	315
11L412V	213	11-U 303	53	1200C116	318	1280A020	315
11L413V	213	11-U 403	53	1200C117	318	1280A021	315
11L415V	213	11U042V	212	1200C118	318	1280A022	315
11L417V	213	11U052V	212	1200C119	318	1280A023	315
11-OP	576	11U062V	212	1200C120	318	1280A024	315
11-R 042	48	11U142V	212	1200C121	318	1280A025	315
11-R 052	48	11U152V	212	1200C122	318	1280A026	315
11-R 062	48	11U162V	212	1200C123	318	1280A027	315
11-R 072	48	11U303V	212	1200C124	318	1280A028	315
11-R 092	48	11-V 143	57	1200C125	318	1280A029	315
11R042V	212	11-V 145	57	1200C126	318	1280A030	315
11R052V	212	11-V 163	57	1200C127	318	1280A031	315
11R062V	212	11-V 165	57	1200C128	318	1280A032	315
11-T 042	46	11-W 042	58	1200C129	318	1280A033	315
11-T 052	46	11-W 052	58	1200C130	318	1280A034	315
11-T 062	46	11-W 062	58	1200C131	318	1280A035	315
11-T 070	46	11-W 072	58	1200C132	318	1280A036	315
11-T 072	46	11-W 142	58	125HX132	457	1280A037	315
11-T 080	46	11-W 152	58	125HX136	457	1280A038	315
11-T 092	46	11-W 162	58	125HX140	457	1280A039	315
11-T 142	46	11-W 172	58	125HX144	457	1280A040	315
11-T 152	46	11-W 302	58	125HX148	457	1280C001	318
11-T 162	46	11-W 303	58	125HX152	457	1280C002	318
11-T 172	46	11-W 312	58	125HX156	457	1280C003	318
11-T 192	46	11-W 313	58	125HX160	457	1280C004	318
11-T 242	48	11-W 321	59	125HX164	457	1280C006	318
11-T 252	48	11-W 341	59	125HX204	457	1280C007	318
11-T 262	48	11-W 403	58	125HX208	457	1280C008	318
11-T 272	48	11-W 413	58	125HX212	457	1280C009	318
11-T 292	48	11-W 423	58	125HX216	457	1280C010	318
11-T 342	47	11-X 242	44	125HX220	457	1280C011	318
11-T 352	47	11-X 252	44	125HX224	457	1280C012	318
11-T 362	47	11-X 262	44	125HX228	457	1280C013	318
11-T 453	48	11-X 272	44	125HX232	457	1280C014	318
11-T 503	48	1200A104	315	125HX236	457	1280C015	318
11-T 542	49	1200A105	315	125HX240	457	1280C016	318
11-T 552	49	1200A106	315	125SF136	458	1280C017	318
11-T 603	48	1200A107	315	125SF140	458	1280C018	318
11-T 642	49	1200A108	315	125SF144	458	1280C019	318
11-T 652	49	1200A109	315	125SF148	458	1280C020	318
11-T 662	49	1200A110	315	125SF152	458	1280C021	318
11-T 672	49	1200A111	315	125SF156	458	1280C022	318
11-T 842	51	1200A112	315	125SF160	458	1280C023	318

Order No. Page(s)

1280C024	318
1280C025	318
1280C026	318
1280C027	318
1280C028	318
1280C029	318
1280C030	318
1280C031	318
1280C032	318
1280C033	318
1280C034	318
1280C035	318
1280C036	318
1280C037	318
1280C038	318
1280C039	318
1280C040	318
12-A 004	73
12-A 005	73
12-A 006	73
12-B 004	73
12-B 005	73
12-B 006	73
12-C 101	74
12-C 111	74
12-C 121	74
12-C 201	74
12-C 211	74
12-C 221	74
12-C 301	74
12-C 311	74
12-C 321	74
12-C 401	74
12-C 421	74
12-D 001	75
12-D 002	75
12-D 003	75
12-D 011	75
12-D 012	75
12-D 013	75
12-D 021	75
12-D 022	75
12-D 023	75
12-D 031	75
12-D 032	75
12-D 033	75
12-D 036	75
12-D 037	75
12-D 038	75
12-D 046	75
12-D 047	75
12-D 056	75
12-D 057	75
12-D 058	75
12-D 076	75
12-D 077	75
12-D 078	75
12-D 091	75
12-D 092	75
12-D 116	75
12-D 121	75
12-D 122	75
12-D 232	75
12-D 242	75
12-D 591	75
12-D 592	75
12-D 593	75
12-D 676	75
12-D 677	75
12-D 678	75
12-D 721	75
12-D 722	75
12-D 723	75

Order No. Page(s)

12-D 729	75
12-D 781	75
12-D 782	75
12-D 783	75
12-D 796	75
12-D 797	75
12-D 798	75
12-D 806	75
12-D 807	75
12-D 808	75
12-D 821	75
12-D 822	75
12-D 843	75
12-E 001	204
12-E 002	204
12-E 004	204
12-E 005	204
12-E 006	204
12-E 007	204
12-E 008	204
12-E 010	98
12-E 324	76
12-E 325	76
12-E 328	76
12-E 329	76
12-E 344	76
12-E 345	76
12-E 348	76
12-E 444	76
12-E 447	76
12-E 449	76
12-E 533	76
12-E 537	76
12-E 543	76
12-E 545	76
12-E 547	76
12-E 549	76
12-E 553	76
12-E 557	76
12-E 643	76
12-E 647	76
12-E 649	76
12-E 657	76
1308A108	319
1308A109	319
1308A110	319
1308A111	319
1308A112	319
1308A113	319
1308A114	319
1308A115	319
1308A116	319
1308A117	319
1308A118	319
1308A119	319
1308A120	319
1308A121	319
1308A122	319
1308A123	319
1308A124	319
1308A125	319
1308A126	319
1308A127	319
1308A128	319
1308A129	319
1308A130	319
1308A131	319
1308A132	319
1312A108	319
1312A109	319
1312A110	319
1312A111	319
1312A112	319

Order No. Page(s)

1312A113	319
1312A114	319
1312A115	319
1312A116	319
1312A117	319
1312A118	319
1312A119	319
1312A120	319
1312A121	319
1312A122	319
1312A123	319
1312A124	319
1312A125	319
1312A126	319
1312A127	319
1312A128	319
1312A129	319
1312A130	319
1312A131	319
1312A132	319
1312A133	319
1312A134	319
1312A135	319
1312A136	319
1312A137	319
1312A138	319
1312A139	319
1312A140	319
1312A141	319
1312A142	319
1312A143	319
1312A144	319
1312A145	319
1312A146	319
1312A147	319
1312A148	319
1312AR133	319
1312AR134	319
1312AR135	319
1312AR136	319
1312AR137	319
1312AR138	319
1312AR139	319
1312AR140	319
1312AR141	319
1312AR142	319
1312AR143	319
1312AR144	319
1312AR145	319
1312AR146	319
1312AR147	319
1312AR148	319
1312AR149	319
1312AR150	319
1312AR151	319
1312AR152	319
1312AR153	319
1312AR154	319
1312AR155	319
1312AR156	319
1312AR157	319
1312AR158	319
1312AR159	319
1312AR160	319
1312AR161	319
1312AR162	319
1312AR163	319
1312AR164	319
1312AR165	319

Order No. Page(s)

1318A137	320
1318A138	320
1318A139	320
1318A140	320
1318A141	320
1318A142	320
1318A143	320
1318A144	320
1318A145	320
1318A146	320
1318A147	320
1318A148	320
1318A149	320
1318A150	320
1318A151	320
1318A152	320
1318A153	320
1318A154	320
1318A155	320
1318A156	320
1318A157	320
1318A158	320
1318A159	320
1318A160	320
1318A161	320
1318A162	320
1318A163	320
1318A164	320
1318AR133	320
1318AR134	320
1318AR135	320
1318AR136	320
1318AR137	320
1318AR138	320
1318AR139	320
1318AR140	320
1318AR141	320
1318AR142	320
1318AR143	320
1318AR144	320
1318AR145	320
1318AR146	320
1318AR147	320
1318AR148	320
1318AR149	320
1318AR150	320
1318AR151	320
1318AR152	320
1318AR153	320
1318AR154	320
1318AR155	320
1318AR156	320
1318AR157	320
1318AR158	320
1318AR159	320
1318AR160	320
1318AR161	320
1318AR162	320
1318AR163	320
1318AR164	320
13-B 015	136
13-B 040	136
13-B 060	136
13-B 061	136
13-B 065	136
13-B 070	136
13-B 075	136
13-B 080	136
13-B 082	136
13-B 085	136
13-B 100	136
13-B 160	136
13-B 165	136

Order No. Page(s)

13-B 180.....	136
13-B 185.....	136
13-B 260.....	136
13-B 280.....	136
13-C 003.....	134
13-C 005.....	134
13-C 008.....	134
13-C 015.....	134
13-C 018.....	134
13-C 020.....	135
13-C 028.....	134
13-C 053.....	134
13-C 055.....	134
13-C 058.....	134
13-C 065.....	134
13-C 068.....	134
13-C 070.....	135
13-C 078.....	134
13-C 110.....	134
13-C 120.....	134
13-C 123.....	134
13-C 125.....	134
13-C 128.....	134
13-C 130.....	135
13-C 160.....	134
13-C 170.....	134
13-C 173.....	134
13-C 175.....	134
13-C 178.....	134
13-C 180.....	135
13-C 215.....	134
13-C 225.....	134
13-C 230.....	134
13-C 265.....	134
13-C 270.....	135
13-C 275.....	134
13-C 280.....	134
13-C 303.....	135
13-C 370.....	135
13-C 404.....	135
13-D 001.....	205
13-D 002.....	205
13-D 003.....	205
13-D 004.....	206
13-D 005.....	206
13-D 007.....	205
13-D 008.....	205
13-D 009.....	205
13-D 300.....	130
13-D 302.....	130
13-D 304.....	130
13-D 312.....	130
13-D 314.....	130
13-D 324.....	130
13-D 424.....	130
13-D 524.....	130
13-E 504.....	130
13-E 514.....	130
13-F 300.....	130
13-F 301.....	130
13-F 302.....	130
13-F 303.....	130
13-F 304.....	130
13-F 310.....	130
13-F 312.....	130
13-F 314.....	130
13-F 354.....	130
13-G 302.....	131
13-G 303.....	131
13-G 304.....	131
13-G 312.....	131
13-G 314.....	131
13-G 404.....	131

Order No. Page(s)

13-G 504.....	131
13-G 514.....	131
13-G 554.....	131
13-G 574.....	131
13-G 584.....	131
13-G 604.....	131
13-H 404.....	133
13-H 414.....	133
13-H 454.....	133
13-H 504.....	133
13-H 514.....	133
13-H 554.....	133
13-H 604.....	133
13-H 614.....	133
13-H 654.....	133
13-H 704.....	133
13-H 714.....	133
13IX.....	347
13-J 454.....	132
13-J 464.....	132
13-J 504.....	132
13-J 514.....	132
13-J 604.....	132
13-J 614.....	132
13-K 404.....	132
13-K 414.....	132
13-K 454.....	132
13-K 464.....	132
13-K 504.....	132
13-K 514.....	132
13-K 604.....	132
13-K 614.....	132
13-K 654.....	132
13-L 404.....	132
13-L 414.....	132
13-L 454.....	132
13-L 464.....	132
13-L 504.....	132
13-L 514.....	132
13-L 604.....	132
13-L 614.....	132
13-M 454.....	107
13-M 464.....	107
13-W 301.....	138
13-W 302.....	138
13-W 303.....	138
13-W 304.....	138
13-W 311.....	138
13-W 312.....	138
13-W 313.....	138
13-W 314.....	138
13-W 431.....	139
13-W 441.....	139
13-W 451.....	138
13-W 453.....	138
13-W 461.....	138
13-W 463.....	138
13-W 501.....	138
13-W 503.....	138
13-W 531.....	139
13-W 541.....	139
13-W 551.....	138
13-W 553.....	138
13-W 561.....	138
13-W 561B.....	138
13-W 563.....	138
13-W 651.....	138
13-W 653.....	138
13-W 661.....	138
13-W 661B.....	138
13-W 663.....	138
13-W 761.....	138
13-W 763.....	138

Order No. Page(s)

1400A108.....	321
1400A109.....	321
1400A110.....	321
1400A111.....	321
1400A112.....	321
1400A113.....	321
1400A114.....	321
1400A115.....	321
1400A116.....	321
1400A117.....	321
1400A118.....	321
1400A119.....	321
1400A120.....	321
1400A121.....	321
1400A122.....	321
1400A123.....	321
1400A124.....	321
1400A125.....	321
1400A126.....	321
1400A127.....	321
1400A128.....	321
1400A129.....	321
1400A130.....	321
1400A131.....	321
1400A132.....	321
1400A133.....	321
1400A134.....	321
1400A135.....	321
1400A136.....	321
1400A137.....	321
1400A138.....	321
1400A139.....	321
1400A140.....	321
1400A141.....	321
1400A142.....	321
1400A143.....	321
1400A144.....	321
1400A145.....	321
1400A146.....	321
1400A147.....	321
1400A148.....	321
1400A149.....	321
1400A150.....	321
1400A151.....	321
1400A152.....	321
1400A153.....	321
1400A154.....	321
1400A155.....	321
1400A156.....	321
1400A157.....	321
1400A158.....	321
1400A159.....	321
1400A160.....	321
1400A161.....	321
1400A162.....	321
1400A163.....	321
1400A164.....	321
1400A201.....	321
1400A202.....	321
1400A203.....	321
1400A204.....	321
1400A205.....	321
1400A206.....	321
1400A207.....	321
1400A208.....	321
1400A209.....	321
1400A210.....	321
1400A211.....	321
1400A212.....	321
1400A213.....	321
1400A214.....	321
1400A215.....	321
1400A216.....	321

Order No. Page(s)

1400A217.....	321
1400A218.....	321
1400A219.....	321
1400A220.....	321
1400A221.....	321
1400A222.....	321
1400A223.....	321
1400A224.....	321
1400A225.....	321
1400A226.....	321
1400A227.....	321
1400A228.....	321
1400A229.....	321
1400A230.....	321
1400A231.....	321
1400A232.....	321
1400A234.....	321
1400A236.....	321
1400A238.....	321
1400A240.....	321
1400A242.....	321
1400A244.....	321
1400A246.....	321
1400A248.....	321
1400A250.....	321
1400A252.....	321
1400A254.....	321
1400A256.....	322
1400A258.....	322
1400A260.....	322
1400A262.....	322
1400A264.....	322
1400A302.....	322
1400A304.....	322
1400A306.....	322
1400A308.....	322
1400A310.....	322
1400A312.....	322
1400A314.....	322
1400A316.....	322
1400A320.....	322
1400A324.....	322
1400A328.....	322
1400A332.....	322
1400A336.....	322
1400A340.....	322
1400A344.....	322
1400A348.....	322
1400A352.....	322
1400A356.....	322
1400A360.....	322
1400A364.....	322
1410.....	536
1410-01.....	536
1410-12.....	536
1410-12 FR.....	536
142E012H.....	346
142E013H.....	346
142E014H.....	346
142E023H.....	346
142E024H.....	346
142E025H.....	346
142E034H.....	346
142E035H.....	346
142E045H.....	346
142E046H.....	346
142E056H.....	346
1440.....	536
1440-12.....	536
144E012H.....	346
144E013H.....	346
144E021H.....	346
144E022H.....	346

Order No. Page(s)

Order No. Page(s)

Order No. Page(s)

Order No. Page(s)

144E023H 346
 144E024H 346
 144E032H 346
 144E033H 346
 144E034H 346
 144E043H 346
 144E044H 346
 144E045H 346
 144E054H 346
 144E055H 346
 144E056H 346
 1450A131 322
 1450A132 322
 1450A133 322
 1450A134 322
 1450A135 322
 1450A136 322
 1450A151 322
 1450A152 322
 1450A153 322
 1450A154 322
 1450A155 322
 1450A156 322
 1450A157 322
 1450A158 322
 1450A200 322
 1450A205 322
 1450A206 322
 1450A207 322
 1450A210 322
 1450A211 322
 1450A212 322
 1450A213 322
 1450A214 322
 1450A215 322
 1450A216 322
 1450A233 322
 1450A234 322
 1450A235 322
 1450A236 322
 1450A237 322
 1450A238 322
 1450A239 322
 1450A240 322
 1450A241 322
 1450A242 322
 1450A243 322
 1450A244 322
 1450A245 322
 1450A246 322
 1450A247 322
 1450A248 322
 1450A250 322
 1450A252 322
 1450A254 322
 1450A256 322
 1450A258 322
 1450A260 322
 1450A262 322
 1450A264 322
 1475A124 322
 1475A125 322
 1475A126 322
 1475A127 322
 1475A128 322
 1475A129 322
 1475A130 322
 1475A141 322
 1475A142 322
 1475A143 322
 1475A144 322
 1475A145 322
 1475A146 322

1475A147 322
 1475A148 322
 1475A149 322
 1475A150 322
 1475A164 322
 1475A202 322
 1475A204 322
 147E001 346
 147E002 346
 147E003 346
 147E004 346
 14-A 904 101
 14-A 904A 101
 14-A 906 101
 14-A 906A 101
 14-A 908 101
 14-A 908A 101
 14-A 910 101
 14-A 910A 101
 14-A 912 101
 14-A 912A 101
 14-A 918 101
 14-A 918A 101
 14-A 924 101
 14-A 924A 101
 14-A 932 101
 14-A 932A 101
 14-A 990A 101
 14-B 033 110
 14-B 036 110
 14-B 038 110
 14-B 042 110
 14-B 053 110
 14-B 056 110
 14-B 058 110
 14-B 062 110
 14-B 103 110
 14-B 106 110
 14-B 108 110
 14-B 112 110
 14-B 123 110
 14-B 126 110
 14-B 128 110
 14-B 132 110
 14-C 106 101
 14-C 108 101
 14-C 110 101
 14-C 112 101
 14-C 118 101
 14-C 124 101
 14-C 132 101
 14-C 206 101
 14-C 208 101
 14-C 210 101
 14-C 212 101
 14-C 218 101
 14-C 224 101
 14-C 232 101
 14-C 306 101
 14-C 308 101
 14-C 310 101
 14-C 312 101
 14-C 318 101
 14-C 324 101
 14-C 332 101
 14-D 033 110
 14-D 036 110
 14-D 038 110
 14-D 053 110
 14-D 056 110
 14-D 058 110
 14-D 103 110
 14-D 106 110

14-D 108 110
 14-D 123 110
 14-D 126 110
 14-D 128 110
 14-E 001 110
 14-X 154 109
 14-X 156 109
 14-X 158 109
 14-X 162 109
 150H116 454
 150H118 454
 150H120 454
 150H122 454
 150H124 454
 150H126 454
 150H128 454
 150H130 454
 150H132 454
 150H134 454
 150H136 454
 150H138 454
 150H140 454
 150H142 454
 150H144 454
 150H146 454
 150H148 454
 150H150 454
 150H152 454
 150H154 454
 150H156 454
 150H158 454
 150H160 454
 150H162 454
 150H164 454
 150H202 454
 150H204 454
 150H208 454
 150H212 454
 150H216 454
 150H220 454
 150H224 454
 150H228 454
 150H232 454
 150H236 454
 150H240 454
 150HX132 457
 150HX136 457
 150HX140 457
 150HX144 457
 150HX148 457
 150HX152 457
 150HX156 457
 150HX160 457
 150HX164 457
 150HX204 457
 150HX208 457
 150HX212 457
 150HX216 457
 150HX220 457
 15-A 453 91
 15-A 453V 214
 15-A 456 91
 15-A 456V 214
 15-A 458 91
 15-A 458V 214
 15-A 473 91
 15-A 476 91
 15-A 478 91
 15-A 503 91
 15-A 503V 214
 15-A 506 91
 15-A 506V 214
 15-A 508 91

15-A 508V 214
 15-A 523 91
 15-A 526 91
 15-A 528 91
 15-A 603 91
 15-A 603V 214
 15-A 606 91
 15-A 606V 214
 15-A 608 91
 15-A 608V 214
 15-A 703 91
 15-A 703V 214
 15-A 706 91
 15-A 706V 214
 15-A 708 91
 15-A 708V 214
 15-A 723 91
 15-A 726 91
 15-A 728 91
 15-C 452 94
 15-C 453 94
 15-C 454 94
 15-C 455 94
 15-C 456 94
 15-C 458 94
 15-C 460 94
 15-C 462 94
 15-C 502 94
 15-C 503 94
 15-C 504 94
 15-C 505 94
 15-C 506 94
 15-C 508 94
 15-C 510 94
 15-C 512 94
 15-C 702 94
 15-C 703 94
 15-C 704 94
 15-C 705 94
 15-C 706 94
 15-C 708 94
 15-C 710 94
 15-C 712 94
 15C452V 215
 15C453V 215
 15C454V 215
 15C455V 215
 15C456V 215
 15C458V 215
 15C460V 215
 15C462V 215
 15C502V 215
 15C503V 215
 15C504V 215
 15C505V 215
 15C506V 215
 15C508V 215
 15C510V 215
 15C512V 215
 15-D 010 204
 15-D 014 204
 15-D 015 204
 15-D 024 97, 204
 15-D 027 96
 15-D 030 96
 15-D 035 96
 15-D 044 96
 15-D 054 96
 15-D 064 96
 15-D 127 97
 15-D 144 97
 15-D 154 97
 15-D 164 97

Order No.	Page(s)	Order No.	Page(s)	Order No.	Page(s)	Order No.	Page(s)
15-E 124	98	15-L 303	70	15-R 504	81	15-X 482	93
15-E 126	98	15-L 306	70	15-R 506	81	15-X 502	92
15-E 162	98	15-L 453	70	15-R 508	81	15-X 503	92
15-E 164	98	15-L 456	70	15-R 512	81	15-X 503B	92
15-E 166	98	15-L 460	70	15-R 604	81	15-X 505	92
15-E 167	98	15-L 463	70	15-R 606	81	15-X 505B	92
15-E 168	98	15-L 503	70	15-R 608	81	15-X 506	92
15-E 295	98	15-L 506	70	15-R 612	81	15-X 506B	92
15-E 296	98	15-L 510	70	15-R 704	81	15-X 508	92
15-E 652	98	15-L 513	70	15-R 706	81	15-X 508B	92
15-E 654	98	15-L 516	70	15-R 708	81	15-X 510	92
15-E 656	98	15-L 602	70	15-R 712	81	15-X 512	92
15-E 658	98	15-L 603	70	15-T 453	95	15-X 523	93
15-F 004	99	15-L 606	70	15-T 456	95	15-X 525	93
15-F 006	99	15-L 702	70	15-T 458	95	15-X 526	93
15-F 008	99	15-L 703	70	15-T 503	95	15-X 528	93
15-F 012	99	15-L 706	70	15-T 506	95	15-X 532	93
15-F 054	99	15-L 710	70	15-T 508	95	15-X 602	92
15-F 056	99	15-L 843	70	15-T 603	95	15-X 603	92
15-F 058	99	15-L 853	70	15-T 606	95	15-X 605	92
15-F 062	99	15-L 863	70	15-T 608	95	15-X 606	92
15-F 104	99	15-L 873	70	15-T 703	95	15-X 608	92
15-F 106	99	15-M 007	96	15-T 706	95	15-X 610	92
15-F 108	99	15-M 008	96	15-T 708	95	15-X 612	92
15-F 112	99	15-M 014	204	15-U 704	83	15-X 702	92
15-F 124	99	15-M 044	96	15-U 706	83	15-X 703	92
15-F 154	99	15-M 045	96	15-U 708	83	15-X 705	92
15-F 156	99	15-M 054	96	15-V 412	114	15-X 706	92
15-F 158	99	15-M 055	96	15-V 418	114	15-X 708	92
15-F 162	99	15-M 064	96	15-V 512	114	15-X 710	92
15-F 204	99	15-M 065	96	15-V 518	114	15-X 712	92
15-F 206	99	15-M 144	97	15-V 612	114	15-X 723	93
15-F 208	99	15-M 145	97	15-V 618	114	15-X 726	93
15-F 212	99	15-M 154	97	15V412V	215	15-X 728	93
15-F 304	99	15-M 155	97	15V418V	215	15-X 732	93
15-F 306	99	15-M 157	97	15V424V	215	15X452V	214
15-F 308	99	15-M 158	97	15V512V	215	15X453V	214
15-F 312	99	15-P 452	94	15V518V	215	15X455V	214
15-F 324	99	15-P 453	94	15V524V	215	15X456V	214
15-F 504	99	15-P 456	94	15V612V	215	15X458V	214
15-F 506	99	15-P 458	94	15V618V	215	15X460V	214
15-F 508	99	15-P 502	94	15V624V	215	15X462V	214
15-F 512	99	15-P 503	94	15-W 454	88	15X473V	214
15-F 524	99	15-P 506	94	15-W 456	88	15X475V	214
15-F 704	99	15-P 508	94	15-W 458	88	15X476V	214
15-F 706	99	15-P 702	94	15-W 462	88	15X478V	214
15-F 708	99	15-P 703	94	15-W 504	88	15X482V	214
15-F 712	99	15-P 706	94	15-W 506	88	15X502V	214
15-F 804	99	15-P 708	94	15-W 508	88	15X503V	214
15-F 806	99	15P452V	214	15-W 512	88	15X505V	214
15-F 808	99	15P453V	214	15-W 604	88	15X506V	214
15-F 812	99	15P456V	214	15-W 606	88	15X508V	214
15-F 824	99	15P458V	214	15-W 608	88	15X510V	214
15-F 904	99	15P502V	214	15-W 612	88	15X512V	214
15-F 906	99	15P503V	214	15-W 704	88	15X523V	214
15-F 908	99	15P506V	214	15-W 706	88	15X525V	214
15-F 912	99	15P508V	214	15-W 708	88	15X526V	214
15-G 206	98	15-Q 454	84	15-W 712	88	15X528V	214
15-G 208	98	15-Q 456	84	15-X 452	92	15X532V	214
15-G 212	98	15-Q 458	84	15-X 453	92	15X602V	214
15-G 306	98	15-Q 462	84	15-X 453B	92	15X603V	214
15-G 308	98	15-Q 504	84	15-X 455	92	15X605V	214
15-G 312	98	15-Q 506	84	15-X 455B	92	15X606V	214
15-G 962	98	15-Q 508	84	15-X 456	92	15X608V	214
15-H 014	204	15-Q 512	84	15-X 456B	92	15X610V	214
15-H 024	204	15-Q 704	84	15-X 458	92	15X612V	214
15-H 025	97, 204	15-Q 706	84	15-X 458B	92	15X622V	214
15-HG	576	15-Q 708	84	15-X 460	92	15X623V	214
15-I 451	85	15-Q 712	84	15-X 462	92	15X625V	214
15-I 453	85	15-R 454	81	15-X 473	93	15X626V	214
15-I 501	85	15-R 456	81	15-X 475	93	15X628V	214
15-I 503	85	15-R 458	81	15-X 476	93	15X630V	214
15I0X	347	15-R 462	81	15-X 478	93	15X632V	214

Order No. Page(s)

160A1083	333
160A1103	333
160A1124	333
160A1126	333
160A1128	333
160A1144	333
160A11612	333
160A11616	333
160A11624	333
160A1164	333
160A1166	333
160A12012	333
160A12016	333
160A12024	333
160A1205	333
160A1206	333
160A1208	333
160A1225	333
160A12412A	333
160A12416A	333
160A12424A	333
160A1245	333
160A1246A	333
160A1248A	333
160A1286A	333
160A1316A	333
160A13212A	333
160A13216A	333
160A13224A	333
160A1326A	333
160A13616B	333
160A1366A	333
160A1368A	333
160A1386B	333
160A14016B	333
160A14024B	333
160A1406B	333
160A1408A	333
160A14812B	333
160A14816B	333
160A14824B	333
160A1486B	333
160A15612B	333
160A15616B	333
160A15624B	333
160A1566B	333
160A16412B	333
160A16416B	333
160A16424B	333
160A1646B	333
160N108	333
160N110	333
160N112	333
160N114	333
160N116	333
160N118	333
160N120	333
160N124	333
160N128	333
160N130	333
160N132	333
160N136	333
168CL-PC	581
168CL-PC-50	581
168DG-PC	581
168DG-PC-50	581
168IR3-PC	581
168IR3-PC-50	581
168IR5-PC	581
168IR5-PC-50	581
16-HG	576
16-HGGP	576
170A1104	335

Order No. Page(s)

170A1106	335
170A11212	335
170A1124	335
170A1128	335
170A11416	335
170A1144	335
170A1146	335
170A1148	335
170A11612	335
170A11618	335
170A1164	335
170A1166	335
170A1168	335
170A12012	335
170A1206	335
170A1208	335
170A12412	335
170A12418	335
170A12424	335
170A1246	335
170A1248	335
170A12812	335
170A1286	335
170A13210	335
170A13212	335
170A13218	335
170A13224	335
170A1326	335
170A13612	335
170A13618	335
170A1366	335
170A14012	335
170A14018	335
170A14024	335
170A1406	335
170A1408	335
170A1448	335
170A14818	335
170A1488	335
170A15610	335
170A15612	335
170A15618	335
170A16412	335
170A16418	335
170B1104	335
170B1106	335
170B1124	335
170B1126	335
170B1128	335
170B1146	335
170B1148	335
170B1164	335
170B1166	335
170B1168	335
170B1206	335
170B1246	335
170B1248	335
170B13212	335
170B1408	335
172B1126	336
172B1166	336
172B1206	336
172B1246	336
172B1326	336
172F11212	336
172F1124	336
172F1126	336
172F1128	336
172F11610	336
172F11612	336
172F1164	336
172F1166	336
172F1168	336

Order No. Page(s)

172F12012	336
172F12018	336
172F1206	336
172F12412	336
172F12418	336
172F1246	336
172F12812	336
172F12818	336
172F1286	336
172F13212	336
172F13218	336
172F1326	336
172F13612	336
172F13618	336
172F1366	336
172F14010	336
172F14012	336
172F14810	336
172F14812	336
174F13213	336
174F13221	336
174F13613	336
174F13621	336
174F14013	336
174F14021	336
174F14036	336
174F14813	336
174F14821	336
174F14836	336
174F15613	336
174F15621	336
174F16413	336
174F16421	336
174F16436	336
174F20817	336
174F20821	336
174F21615	336
174F21623	336
174F21636	336
174F22423	336
174F23223	336
175F1105	334
175F1107	334
175F1125	334
175F1127	334
175H116	454
175H118	454
175H120	454
175H122	454
175H124	454
175H126	454
175H128	454
175H130	454
175H132	454
175H134	454
175H136	454
175H138	454
175H140	454
175H142	454
175H144	454
175H146	454
175H148	454
175H150	454
175H152	454
175H154	454
175H156	454
175H158	454
175H160	454
175H162	454
175H164	454
175H202	454
175H204	454
175H208	454

Order No. Page(s)

175H212	454
175H216	454
175H220	454
175H224	454
175H228	454
175H232	454
175H236	454
175H240	454
176F1248	337
176F13212	337
176F13612	337
176F14012	337
177F1248	337
177F13212	337
177F13612	337
177F14012	337
178F1484	337
178F1564	337
178F1644	337
178F2084	337
178F2164	337
178F2244	337
178F2324	337
178F3FLATADAPT	337
178FSDSADAPT	337
180A1103	334
180A1104	334
180A1105	334
180A1123	334
180A1124	334
180A1125	334
180A1126	334
180A1127	334
180E1103	334
180E1104	334
180E1105	334
180E1123	334
180E1124	334
180E1125	334
180SE001	237
180SE002	237
180SE003	237
180SE004	237
180SE005	237
180SE006	237
180SE007	237
180SE008	237
180SE009	237
180SE010	237
180SE011	237
180SE012	237
180SE013	237
180SE014	237
180SE015	237
180SE016	237
180SE017	237
180SE018	237
180SE019	237
180SE020	237
180SE021	237
180SE022	237
180SE023	237
180SE024	237
180SE025	237
180SE026	237
180SE027	237
180SE028	237
180SE029	237
180SE030	237
180SE031	237
180SE032	237
180SE033	237
180SE034	237

Order No. Page(s)

180SE035	237
180SE036	237
180SE037	237
180SE038	237
180SE039	237
180SE040	237
184F108	334
184F112	334
184F116	334
184F120	334
184F124	334
184F132	334
185FCB05	338
185FCB06	338
185FCB07	338
185FCB29	338
185FCF11	338
185FCF13	338
185FCF14	338
185FCF27	338
185FCG22	338
185FCG28	338
185FCM01	338
185FCM02	338
185FCM03	338
185FCM26	338
185FCS12	338
185FCS15	338
185FCS16	338
185FCS23	338
185FCS25	338
185FCT23	338
185FCT24	338
186FA01	338
186FA02	338
186FA03	338
186FA04	338
18CDX	388
18FDX	388
18MDX	388
1910CL-PE-10	581
1910DG-PE-10	581
1910IR5-PE-10	581
195E116	342
195E120	342
195E124	342
195E132	342
195E136	342
195E140	342
195E144	342
195E148	342
195E156	342
195E160	342
195E164	342
195E208	342
195E216	342
195E226	342
195E232	342
19E116A	342
19E124A	342
19E124B	342
19E128A	342
19E128B	342
19E132A	342
19E132B	342
19E136A	342
19E136B	342
19E140A	342
19E140B	342
19E144A	342
19E144B	342
19E148A	342
19E148B	342

Order No. Page(s)

19E156A	342
19E156B	342
19E164A	342
19E164B	342
19E208B	342
19E216B	342
2000	563
2000A10	388
2000AW0	389
2000AW5	389
2000AW6	389
2000AW7	389
2000AW7A	389
2000AW8	389
2000E40	402
2000FDX	388
2000H25	401
2000H38	401
2000H63	401
2000HC20	401
2000HF20	401
2000N10	388
2000R25	401
2000R38	401
2000R63	401
2000RC20	401
2000RF20	401
2000TW1	389
2000TW2	389
2000TW3	389
2000TW4	389
200A0115	234, 279
200A101	233
200A102	233
200A103	233
200A104	233
200A105	233
200A106	233
200A107	233
200A108	233
200A109	233
200A110	233
200A111	233
200A112	233
200A113	233
200A114	233
200A115	233
200A116	233
200A117	233
200A118	233
200A119	233
200A120	233
200A121	233
200A122	233
200A123	233
200A124	233
200A125	233
200A126	233
200A127	233
200A128	233
200A129	233
200A13	234, 279
200A130	233
200A131	233
200A132	233
200A15	234, 279
200A19	234, 279
200A20	234, 279
200A21	234, 279
200A21V	234, 279
200A26	234, 279
200A29	234, 279
200A540C	347

Order No. Page(s)

200A60	234, 279
200AW29	234, 279
200B0115	234, 279
200B101	233
200B102	233
200B103	233
200B104	233
200B105	233
200B106	233
200B107	233
200B108	233
200B109	233
200B110	233
200B111	233
200B112	233
200B113	233
200B114	233
200B115	233
200B116	233
200B117	233
200B118	233
200B119	233
200B120	233
200B121	233
200B122	233
200B123	233
200B124	233
200B125	233
200B126	233
200B127	233
200B128	233
200B129	233
200B13	234, 279
200B130	233
200B131	233
200B132	233
200B15	234, 279
200B19	234, 279
200B21	234, 279
200B21V	234, 279
200B26	234, 279
200B29	234, 279
200B540C	347
200B60	234, 279
200C2018	388
200F2018	388
200LH104	245
200LH105	245
200LH106	245
200LH107	245
200LH108	245
200LH109	245
200LH110	245
200LH111	245
200LH112	245
200LH113	245
200LH114	245
200LH115	245
200LH116	245
200LH117	245
200LH118	245
200LH119	245
200LH120	245
200LH121	245
200LH122	245
200LH123	245
200LH124	245
200LH125	245
200LH126	245
200LH127	245
200LH128	245
200LH129	245
200LH13	245, 281

Order No. Page(s)

200LH130	245
200LH131	245
200LH132	245
200LH15	245, 281
200LH21	245, 281
200LH21V	245, 281
200LH29	245, 281
200LH540C	347
2010	563
2015	546
2020	563
2025	563
2025-01	563
2028	545
2029	545
202A004CB	386
202A004CP	386
202A006CB	386
202A006CP	386
202A008CB	386
202A008CP	386
202A010CB	386
202A010CP	386
202A010FB	386
202A010FP	386
202A116CB	386
202A116CP	386
202A116FB	386
202A116FP	386
202A120CB	386
202A120CP	386
202A120FB	386
202A120FP	386
202A124CB	386
202A124CP	386
202A124FB	386
202A124FP	386
202A132CB	386
202A132CP	386
202A132FB	386
202A132FP	386
2035	545
2036	545
203A008CB	372
203A008CP	372
203A010CB	372
203A010CP	372
203A010FB	372
203A010FP	372
2040	534
2040-11K	534
2040-12K	534
2041	534
2041-11K	534
2041-12K	534
2050	535
2050-01	535
2055	535
205A004C	387
205A004F	387
205A005C	387
205A005F	387
205A006C	387
205A006F	387
205A008C	387
205A010C	387
205A010F	387
205A012C	387
205A012F	387
205A116C	387
205A116CP	372
205A116F	387
205A120C	387

Order No. Page(s)

205A120CB.....	372
205A120CP.....	372
205A120F.....	387
205A124C.....	387
205A124CB.....	372
205A124CP.....	372
205A124F.....	387
205A128C.....	387
205A128CB.....	372
205A128CP.....	372
205A128F.....	387
205A132C.....	387
205A132CB.....	372
205A132CP.....	372
205A132F.....	387
205A140CB.....	372
205A140CP.....	372
205A6.....	387
206A006CB.....	386
206A006CP.....	386
206A008CB.....	386
206A008CP.....	386
206A010CB.....	386
206A010CP.....	386
206A010FB.....	386
206A010FF.....	386
206A116CB.....	386
206A116CP.....	386
206A116FB.....	386
206A116FF.....	386
206A116SP.....	386
206A120CB.....	386
206A120CP.....	386
206A120FB.....	386
206A120FF.....	386
206A120SP.....	386
206A124CB.....	386
206A124CP.....	386
206A124FB.....	386
206A124FF.....	386
206A124SP.....	386
206A128CB.....	386
206A128CP.....	386
206A128FB.....	386
206A128FF.....	386
206A132CB.....	386
206A132CP.....	386
206A132FP.....	386
209A000FB.....	380
209A001CB.....	380
209A001FB.....	380
209A002CB.....	380
209A002FB.....	380
209A003CB.....	380
209A003FB.....	380
209A003FP.....	380
209A004CB.....	380
209A004CP.....	380
209A004FB.....	380
209A004FP.....	380
209A005CB.....	380
209A005CP.....	380
209A005FB.....	380
209A005FP.....	380
209A006CB.....	380
209A006CP.....	380
209A006FB.....	380
209A006FP.....	380
209A008CB.....	380
209A008CP.....	380
209A008FB.....	380
209A008FP.....	380
209A010CB.....	380

Order No. Page(s)

209A010CP.....	380
209A010FB.....	380
209A010FP.....	380
209A012CB.....	380
209A012CP.....	380
209A012FB.....	380
209A012FP.....	380
209A116CB.....	380
209A116CP.....	380
209A116FB.....	380
209A116FP.....	380
209A120CB.....	380
209A120CP.....	380
209A120FB.....	380
209A120FP.....	380
209A124CB.....	380
209A124CP.....	380
209A124FB.....	380
209A124FP.....	380
209A128CB.....	380
209A128CP.....	380
209A128FB.....	380
209A128FP.....	380
209A132CB.....	380
209A132CP.....	380
209A132FB.....	380
209A132FP.....	380
209A140CB.....	380
209A140CP.....	380
209A140FB.....	380
209A140FP.....	380
209A148CB.....	380
209A148CP.....	380
209A148FB.....	380
20A000FB.....	359
20A000FP.....	359
20A000FS.....	359
20A000FT.....	359
20A001CB.....	359
20A001CP.....	359
20A001CS.....	359
20A001CT.....	359
20A001FB.....	359
20A001FP.....	359
20A001FS.....	359
20A001FT.....	359
20A002CB.....	359
20A002CP.....	359
20A002CS.....	359
20A002CT.....	359
20A002FB.....	359
20A002FP.....	359
20A002FS.....	359
20A002FT.....	359
20A003CB.....	359
20A003CP.....	359
20A003CS.....	359
20A003CT.....	359
20A003FB.....	359
20A003FP.....	359
20A003FS.....	359
20A003FT.....	359
20A004CB.....	359
20A004CP.....	359
20A004CS.....	359
20A004CT.....	359
20A004FB.....	359
20A004FP.....	359
20A004FS.....	359
20A004FT.....	359
20A004SB.....	359
20A004SP.....	359
20A004SS.....	359

Order No. Page(s)

20A004ST.....	359
20A005CB.....	359
20A005CP.....	359
20A005CS.....	359
20A005CT.....	359
20A005FB.....	359
20A005FP.....	359
20A005FS.....	359
20A005FT.....	359
20A006CB.....	359
20A006CP.....	359
20A006CS.....	359
20A006CT.....	359
20A006FB.....	359
20A006FP.....	359
20A006FS.....	359
20A006FT.....	359
20A008CB.....	359
20A008CP.....	359
20A008CS.....	359
20A008CT.....	359
20A008FB.....	359
20A008FP.....	359
20A008FS.....	359
20A008FT.....	359
20A010CB.....	359
20A010CP.....	359
20A010CS.....	359
20A010CT.....	359
20A010FB.....	359
20A010FP.....	359
20A010FS.....	359
20A010FT.....	359
20A012CB.....	359
20A012CP.....	359
20A012CS.....	359
20A012CT.....	359
20A012FB.....	359
20A012FP.....	359
20A012FS.....	359
20A012FT.....	359
20A116CB.....	360
20A116CP.....	360
20A116CS.....	360
20A116CT.....	360
20A116FB.....	360
20A116FP.....	360
20A116FS.....	360
20A116FT.....	360
20A120CB.....	360
20A120CP.....	360
20A120CS.....	360
20A120CT.....	360
20A120FB.....	360
20A120FP.....	360
20A120FS.....	360
20A120FT.....	360
20A124CB.....	360
20A124CP.....	360
20A124CS.....	360
20A124CT.....	360
20A124FB.....	360
20A124FP.....	360
20A124FS.....	360
20A124FT.....	360
20A128CB.....	360
20A128CP.....	360
20A128CS.....	360
20A128CT.....	360
20A128FB.....	360
20A128FP.....	360
20A128FS.....	360
20A128FT.....	360

Order No. Page(s)

20A132CB.....	360
20A132CP.....	360
20A132CS.....	360
20A132CT.....	360
20A132FB.....	360
20A132FP.....	360
20A132FS.....	360
20A132FT.....	360
20A136CB.....	360
20A136CP.....	360
20A136CS.....	360
20A136CT.....	360
20A136FB.....	360
20A136FP.....	360
20A136FS.....	360
20A136FT.....	360
20A140CB.....	360
20A140CP.....	360
20A140CS.....	360
20A140CT.....	360
20A140FB.....	360
20A140FP.....	360
20A140FS.....	360
20A140FT.....	360
20A144CB.....	360
20A144CP.....	360
20A144CS.....	360
20A144CT.....	360
20A144FB.....	360
20A144FP.....	360
20A144FS.....	360
20A144FT.....	360
20A148CB.....	360
20A148CP.....	360
20A148CS.....	360
20A148CT.....	360
20A148FB.....	360
20A148FP.....	360
20A148FS.....	360
20A148FT.....	360
20A156CB.....	360
20A156CP.....	360
20A156CS.....	360
20A156CT.....	360
20A156FB.....	360
20A156FP.....	360
20A156FS.....	360
20A156FT.....	360
20A164CB.....	360
20A164CP.....	360
20A164CS.....	360
20A164CT.....	360
20A164FB.....	360
20A164FP.....	360
20A164FS.....	360
20A164FT.....	360
20A164SB.....	360
20A164SP.....	360
20A164SS.....	360
20A164ST.....	360
20A208CB.....	360
20A208CP.....	360
20A208CS.....	360
20A208CT.....	360
20A208FB.....	360
20A208FP.....	360
20A208FS.....	360
20A208FT.....	360
20A216CB.....	360
20A216CP.....	360
20A216CS.....	360
20A216CT.....	360
20A216FB.....	360

Order No. Page(s)

Order No. Page(s)

Order No. Page(s)

Order No. Page(s)

20A216FP360
 20A216FS360
 20A216FT360
 20A224CB360
 20A224CP360
 20A224CS360
 20A224CT360
 20A224FB360
 20A224FP360
 20A224FS360
 20A224FT360
 20A232CB360
 20A232CP360
 20A232CS360
 20A232CT360
 20A232FB360
 20A232FP360
 20A232FS360
 20A232FT360
 20C000FB367
 20C000FP367
 20C000FT367
 20C001CB367
 20C001CP367
 20C001CT367
 20C001FB367
 20C001FP367
 20C001FT367
 20C002CB367
 20C002CP367
 20C002CT367
 20C002FB367
 20C002FP367
 20C002FT367
 20C003CB367
 20C003CP367
 20C003CT367
 20C003FB367
 20C003FP367
 20C003FT367
 20C004AB367
 20C004AP367
 20C004AT367
 20C004CB367
 20C004CP367
 20C004CT367
 20C004FB367
 20C004FP367
 20C004FT367
 20C005CB367
 20C005CP367
 20C005CT367
 20C005FB367
 20C005FP367
 20C005FT367
 20C006CB367
 20C006CP367
 20C006CT367
 20C006FB367
 20C006FP367
 20C006FT367
 20C008CB367
 20C008CP367
 20C008CT367
 20C008FB367
 20C008FP367
 20C008FT367
 20C010CB367
 20C010CP367
 20C010CT367
 20C010FB367
 20C010FC367
 20C010FP367

20C012CB367
 20C012CP367
 20C012CT367
 20C012FB367
 20C012FP367
 20C012FT367
 20C040AB368
 20C040AP368
 20C040AT368
 20C050AB368
 20C050AP368
 20C050AT368
 20C060AB368
 20C060AP368
 20C060AT368
 20C080AB368
 20C080AP368
 20C080AT368
 20C080BB368
 20C080BP368
 20C080BT368
 20C100AB368
 20C100AP368
 20C100AT368
 20C100BB368
 20C100BP368
 20C100BT368
 20C100CB368
 20C100CP368
 20C100CT368
 20C116CB367
 20C116CP367
 20C116CT367
 20C116FB367
 20C116FP367
 20C116FT367
 20C120AB368
 20C120AP368
 20C120AT368
 20C120BB368
 20C120BP368
 20C120CB367
 20C120CP367
 20C120CT367
 20C120FB367
 20C120FP367
 20C120FT367
 20C124CB367
 20C124CP367
 20C124CT367
 20C124FB367
 20C124FP367
 20C124FT367
 20C128CB368
 20C128CP368
 20C128CT368
 20C128FB368
 20C128FP368
 20C128FT368
 20C132CB368
 20C132CP368
 20C132CT368
 20C132FB368
 20C132FP368
 20C132FT368
 20C136CB368
 20C136CP368
 20C136CT368
 20C136FB368
 20C136FP368
 20C136FT368
 20C140AB368

20C140AP368
 20C140AT368
 20C140CB368
 20C140CP368
 20C140CT368
 20C140FB368
 20C140FP368
 20C140FT368
 20C148CB368
 20C148CP368
 20C148CT368
 20C148FB368
 20C148FP368
 20C148FT368
 20C156CB368
 20C156CP368
 20C156CT368
 20C156FB368
 20C156FP368
 20C156FT368
 20C160AB368
 20C160AP368
 20C160AT368
 20C164CB368
 20C164CP368
 20C164CT368
 20C164FB368
 20C164FP368
 20C164FT368
 20C208CB368
 20C208CP368
 20C208CT368
 20C208FB368
 20C208FP368
 20C208FT368
 20C216CB368
 20C216CP368
 20C216CT368
 20C216FB368
 20C216FP368
 20C216FT368
 20C224CB368
 20C224CP368
 20C224CT368
 20C224FB368
 20C224FP368
 20C224FT368
 20C232CB368
 20C232CP368
 20C232CT368
 20C232FB368
 20C232FP368
 20C232FT368
 20E000FB361
 20E000FP361
 20E000FS361
 20E000FT361
 20E001CB361
 20E001CP361
 20E001CT361
 20E001FB361
 20E001FP361
 20E001FS361
 20E001FT361
 20E002CB361
 20E002CP361
 20E002CT361
 20E002FB361
 20E002FP361
 20E002FS361
 20E002FT361

20E003CB361
 20E003CP361
 20E003CS361
 20E003CT361
 20E003FB361
 20E003FP361
 20E003FS361
 20E003FT361
 20E004CB361
 20E004CP361
 20E004CS361
 20E004CT361
 20E004FB361
 20E004FP361
 20E004FS361
 20E004FT361
 20E004SB361
 20E004SP361
 20E004SS361
 20E004ST361
 20E005CB361
 20E005CP361
 20E005CS361
 20E005CT361
 20E005FB361
 20E005FP361
 20E005FS361
 20E005FT361
 20E006CB361
 20E006CP361
 20E006CS361
 20E006CT361
 20E006FB361
 20E006FP361
 20E006FS361
 20E006FT361
 20E008CB361
 20E008CP361
 20E008CS361
 20E008CT361
 20E008FB361
 20E008FP361
 20E008FS361
 20E008FT361
 20E010CB361
 20E010CP361
 20E010CS361
 20E010CT361
 20E010FB361
 20E010FP361
 20E010FS361
 20E010FT361
 20E012CB361
 20E012CP361
 20E012CS361
 20E012CT361
 20E012FB361
 20E012FP361
 20E012FS361
 20E012FT361
 20E116CB361
 20E116CP361
 20E116CS361
 20E116CT361
 20E116FB361
 20E116FP361
 20E116FS361
 20E116FT361
 20E120CB361
 20E120CP361
 20E120CS361
 20E120CT361
 20E120FB361

Order No.	Page(s)	Order No.	Page(s)	Order No.	Page(s)	Order No.	Page(s)
20N136FT	366	20N232FB	366	215N116C	373	21A148CP	371
20N140CB	366	20N232FP	366	215N116F	373	21A148FP	371
20N140CP	366	20N232FS	366	215N120A	373	21E000FP	371
20N140CS	366	20N232FT	366	215N120C	373	21E001CP	371
20N140CT	366	20PF004C	379	215N120F	373	21E001FP	371
20N140FB	366	20PF004F	379	215N124C	373	21E002CP	371
20N140FP	366	20PF006C	379	215N124F	373	21E002FP	371
20N140FS	366	20PF008C	379	215N128C	373	21E003CP	371
20N140FT	366	20PF010C	379	215N128F	373	21E003FP	371
20N144CB	366	20PF010F	379	215N132C	373	21E004CP	371
20N144CP	366	20PF012C	379	215N132F	373	21E004FP	371
20N144CS	366	20PF012F	379	215N140C	373	21E004SP	371
20N144CT	366	20PF030A	379	215N140F	373	21E005CP	371
20N144FB	366	20PF035A	379	215N148C	373	21E005FP	371
20N144FP	366	20PF070A	379	215N148F	373	21E006CP	371
20N144FS	366	20PF080B	379	216N006C	374	21E006FP	371
20N144FT	366	20PF100A	379	216N008C	374	21E008CP	371
20N148CB	366	20PF116C	379	216N010C	374	21E008FP	371
20N148CP	366	20PF116F	379	216N010F	374	21E010CP	371
20N148CS	366	20PF120A	379	216N040A	374	21E010FP	371
20N148CT	366	20PF120B	379	216N050A	374	21E012CP	371
20N148FB	366	20PF120C	379	216N060A	374	21E012FP	371
20N148FP	366	20PF120F	379	216N080A	374	21E116CP	371
20N148FS	366	20PF124C	379	216N100A	374	21E116FP	371
20N148FT	366	20PF124F	379	216N116C	374	21E120CP	371
20N156CB	366	20PF128C	379	216N116F	374	21E120FP	371
20N156CP	366	20PF128F	379	216N120A	374	21E124CP	371
20N156CS	366	20PF132C	379	216N120C	374	21E124FP	371
20N156CT	366	20PF132F	379	216N120F	374	21E128CP	371
20N156FB	366	20PF136C	379	216N124C	374	21E128FP	371
20N156FP	366	20PF136F	379	216N124F	374	21E132CP	371
20N156FS	366	20PF140A	379	216N128C	374	21E132FP	371
20N156FT	366	20PF140B	379	216N128F	374	21E136CP	371
20N164CB	366	20PF140C	379	216N132C	374	21E136FP	371
20N164CP	366	20PF140F	379	216N132F	374	21E140CP	371
20N164CS	366	20PF148C	379	216N140C	374	21E140FP	371
20N164CT	366	20PF148F	379	216N140F	374	21E148CP	371
20N164FB	366	20PF156C	379	216N148C	374	21E148FP	371
20N164FP	366	20PF156F	379	216N148F	374	21E156CP	371
20N164FS	366	20PF160A	379	21A000FP	371	21E156FP	371
20N164FT	366	20PF160B	379	21A001CP	371	21E164CP	371
20N164SB	366	20PF164C	379	21A001FP	371	21E164FP	371
20N164SP	366	20PF164F	379	21A002CP	371	21E164SP	371
20N164SS	366	20PF180A	379	21A002FP	371	21DX	347
20N164ST	366	20PF180D	379	21A003CP	371	21N000CP	370
20N208CB	366	20PF200A	379	21A003FP	371	21N000FP	370
20N208CP	366	20PF200B	379	21A004CP	371	21N001CP	370
20N208CS	366	20PF220A	379	21A004FP	371	21N001FP	370
20N208CT	366	20PF220B	379	21A004SP	371	21N002CP	370
20N208FB	366	20PF240A	379	21A005CP	371	21N002FP	370
20N208FP	366	20PF040A	379	21A005FP	371	21N003CP	370
20N208FS	366	20PF050A	379	21A006CP	371	21N003FP	370
20N208FT	366	20PF060A	379	21A006FP	371	21N004CP	370
20N216CB	366	20PF080A	379	21A008CP	371	21N004FP	370
20N216CP	366	2100A10	388	21A008FP	371	21N004SP	370
20N216CS	366	2100N10	388	21A010CP	371	21N005CP	370
20N216CT	366	213A008CP	372	21A010FP	371	21N005FP	370
20N216FB	366	213A010CP	372	21A012CP	371	21N006CP	370
20N216FP	366	213A010FP	372	21A012FP	371	21N006FP	370
20N216FS	366	215A120CP	372	21A116CP	371	21N008CP	370
20N216FT	366	215A124CP	372	21A116FP	371	21N008FP	370
20N224CB	366	215A128CP	372	21A120CP	371	21N010CP	370
20N224CP	366	215A132CP	372	21A120FP	371	21N010FP	370
20N224CS	366	215A140CP	372	21A124CP	371	21N012CP	370
20N224CT	366	215N006C	373	21A124FP	371	21N012FP	370
20N224FB	366	215N008C	373	21A128CP	371	21N116CP	370
20N224FP	366	215N010C	373	21A128FP	371	21N116FP	370
20N224FS	366	215N010F	373	21A132CP	371	21N120CP	370
20N224FT	366	215N040A	373	21A132FP	371	21N120FP	370
20N232CB	366	215N050A	373	21A136CP	371	21N124CP	370
20N232CP	366	215N060A	373	21A136FP	371	21N124FP	370
20N232CS	366	215N080A	373	21A140CP	371	21N128CP	370
20N232CT	366	215N100A	373	21A140FP	371	21N128FP	370

Order No. Page(s)

21N132CP	370
21N132FP	370
21N136CP	370
21N136FP	370
21N140CP	370
21N140FP	370
21N148CP	370
21N148FP	370
21PS004C	378
21PS004F	378
21PS005C	378
21PS005F	378
21PS006C	378
21PS006F	378
21PS008C	378
21PS008F	378
21PS010C	378
21PS010F	378
21PS012C	378
21PS012F	378
21PS030A	378
21PS035A	378
21PS040A	378
21PS050A	378
21PS060A	378
21PS070A	378
21PS080A	378
21PS080B	378
21PS100A	378
21PS116C	378
21PS116F	378
21PS120A	378
21PS120B	378
21PS120C	378
21PS120F	378
21PS124C	378
21PS124F	378
21PS128C	378
21PS128F	378
21PS132C	378
21PS132F	378
21PS136C	378
21PS136F	378
21PS140A	378
21PS140B	378
21PS140C	378
21PS140F	378
21PS148C	378
21PS148F	378
21PS156C	378
21PS156F	378
21PS160A	378
21PS160B	378
21PS164C	378
21PS164F	378
21PS180A	378
21PS180D	378
21PS200A	378
21PS200B	378
21PS220A	378
21PS220B	378
21PS240A	378
225N004C	375
225N006C	375
225N008C	375
225N010C	375
225N040A	375
225N050A	375
225N060A	375
225N080A	375
225N100A	375
225N116C	375
225N116F	375

Order No. Page(s)

225N120A	375
225N120C	375
225N120F	375
225N124C	375
225N124F	375
225N128C	375
225N128F	375
225N132C	375
225N132F	375
225N140C	375
225N140F	375
225N148C	375
225N148F	375
225N160A	375
226N004C	376
226N006C	376
226N008C	376
226N010C	376
226N010F	376
226N040A	376
226N050A	376
226N060A	376
226N080A	376
226N100A	376
226N116C	376
226N116F	376
226N120A	376
226N120C	376
226N120F	376
226N124C	376
226N124F	376
226N128C	376
226N128F	376
226N132C	376
226N132F	376
226N140C	376
226N140F	376
226N148C	376
226N148F	376
226N160A	376
227N004C	377
227N006C	377
227N008C	377
227N010C	377
227N010F	377
227N040A	377
227N050A	377
227N060A	377
227N080A	377
227N100A	377
227N116C	377
227N116F	377
227N120C	377
227N120F	377
227N124C	377
227N124F	377
23A006CB	384
23A006CP	384
23A006CT	384
23A008CB	384
23A008CP	384
23A008CT	384
23A010CB	384
23A010CT	384
23A010CP	384
23A010FB	384
23A010FP	384
23A010FT	384
23A116CB	384
23A116CP	384
23A116CT	384
23A116FB	384
23A116FP	384

Order No. Page(s)

23A116FT	384
23A120CB	384
23A120CP	384
23A120CT	384
23A120FB	384
23A120FP	384
23A120FT	384
23A124CB	384
23A124CP	384
23A124CT	384
23A124FB	384
23A124FP	384
23A124FT	384
23A128CB	384
23A128CP	384
23A128CT	384
23A128FB	384
23A128FP	384
23A128FT	384
23A132CB	384
23A132CP	384
23A132CT	384
23A132FB	384
23A132FP	384
23A132FT	384
23A136CB	384
23A136CP	384
23A136CT	384
23A136FB	384
23A136FP	384
23A136FT	384
23A140CB	384
23A140CP	384
23A140CT	384
23A140FB	384
23A140FP	384
23A140FT	384
23A148CB	384
23A148CP	384
23A148CT	384
23A148FB	384
23A148FP	384
23A148FT	384
23A156CB	384
23A156CP	384
23A156CT	384
23A156FB	384
23A156FP	384
23A156FT	384
23A164CB	384
23A164CP	384
23A164CT	384
23A164FB	384
23A164FP	384
23A164FT	384
23A164SB	384
23A164SP	384
23A164ST	384
23A208CB	384
23A208CP	384
23A208CT	384
23A208FB	384
23A208FP	384
23A208FT	384
23A216CB	384
23A216CP	384
23A216CT	384
23A216FB	384
23A216FP	384
23A216FT	384
23A224CB	384
23A224CP	384
23A224CT	384

Order No. Page(s)

23A224FB	384
23A224FP	384
23A224FT	384
23A232CB	384
23A232CP	384
23A232CT	384
23A232FB	384
23A232FP	384
23A232FT	384
240A501	234
240A502	234
240A503	234
240A504	234
240A505	234
240A506	234
240A507	234
240A508	234
240A509	234
240A510	234
240A511	234
240A512	234
240A513	234
240A514	234
240A515	234
240A516	234
240A517	234
240A518	234
240A519	234
240A520	234
240A521	234
240A522	234
240A523	234
240A524	234
240A525	234
240A526	234
240B501	234
240B502	234
240B503	234
240B504	234
240B505	234
240B506	234
240B507	234
240B508	234
240B509	234
240B510	234
240B511	234
240B512	234
240B513	234
240B514	234
240B515	234
240B516	234
240B517	234
240B518	234
240B519	234
240B520	234
240B521	234
240B522	234
240B523	234
240B524	234
240B525	234
240B526	234
240DX	347
24A116C6	386
24A116C8	386
24A120C6	386
24A120C8	386
24A124C10	386
24A124C6	386
24A124C8	386
24A128C6	386
24A128C8	386
24A132C10	386
24A132C12	386

Order No.	Page(s)	Order No.	Page(s)	Order No.	Page(s)	Order No.	Page(s)
24A132C6	386	2700E124	381	280A063	235	280B056	236
24A132C8	386	2700E132	381	280A064	235	280B057	236
24A140C10	386	2700E148	381	280A065	235	280B058	236
24A140C12	386	2700E164	381	280A066	235	280B059	236
24A140C6	386	2700E216	381	280A067	235	280B060	236
24A140C8	386	2700E232	381	280A068	235	280B061	236
24A148C10	386	2700E264	381	280A069	235	280B062	236
24A148C12	386	270DX	347	280A070	235	280B063	236
25A208B	385	2800C36	402	280A071	235	280B064	236
25A208P	385	2800DX	387	280A072	235	280B065	236
25A208T	385	2800E36	402	280A073	235	280B066	236
25A216B	385	280A001	235	280A074	235	280B067	236
25A216P	385	280A002	235	280A075	235	280B068	236
25A216T	385	280A003	235	280A076	235	280B069	236
25A224B	385	280A004	235	280A077	235	280B070	236
25A224P	385	280A005	235	280A078	235	280B071	236
25A224T	385	280A006	235	280A079	235	280B072	236
25A232B	385	280A007	235	280A080	235	280B073	236
25A232P	385	280A008	235	280B001	236	280B074	236
25A232T	385	280A009	235	280B002	236	280B075	236
25A240B	385	280A010	235	280B003	236	280B076	236
25A240P	385	280A011	235	280B004	236	280B077	236
25A240T	385	280A012	235	280B005	236	280B078	236
25A248B	385	280A013	235	280B006	236	280B079	236
25A248P	385	280A014	235	280B007	236	280B080	236
25A248T	385	280A015	235	280B008	236	285A016A	370
25A256B	385	280A016	235	280B009	236	285A018A	370
25A256P	385	280A017	235	280B010	236	285A020A	370
25A256T	385	280A018	235	280B011	236	285A022A	370
25A264B	385	280A019	235	280B012	236	285A025A	370
25A264P	385	280A020	235	280B013	236	285A030A	370
25A264T	385	280A021	235	280B014	236	285A035A	370
25A308B	385	280A022	235	280B015	236	285A040A	370
25A308P	385	280A023	235	280B016	236	285A045A	370
25A308T	385	280A024	235	280B017	236	285A050A	370
25A316B	385	280A025	235	280B018	236	285A060A	370
25A316P	385	280A026	235	280B019	236	285A063A	370
25A316T	385	280A027	235	280B020	236	285A070A	370
25A324B	385	280A028	235	280B021	236	285A080A	370
25A324P	385	280A029	235	280B022	236	285A080B	370
25A324T	385	280A030	235	280B023	236	285A100A	370
25A332B	385	280A031	235	280B024	236	285A100B	370
25A332P	385	280A032	235	280B025	236	285A120A	370
25A332T	385	280A033	235	280B026	236	285A120C	370
25A340B	385	280A034	235	280B027	236	285A140A	370
25A340P	385	280A035	235	280B028	236	285A140B	370
25A340T	385	280A036	235	280B029	236	285A160A	370
25A348B	385	280A037	235	280B030	236	285A160B	370
25A348P	385	280A038	235	280B031	236	285A180A	370
25A348T	385	280A039	235	280B032	236	285A200A	370
25A356B	385	280A040	235	280B033	236	285A200B	370
25A356P	385	280A041	235	280B034	236	28A016AB	362
25A356T	385	280A042	235	280B035	236	28A016AP	362
25A364B	385	280A043	235	280B036	236	28A016AS	362
25A364P	385	280A044	235	280B037	236	28A016AT	362
25A364T	385	280A045	235	280B038	236	28A018AB	362
25A416B	385	280A046	235	280B039	236	28A018AP	362
25A416P	385	280A047	235	280B040	236	28A018AS	362
25A416T	385	280A048	235	280B041	236	28A018AT	362
25A432B	385	280A049	235	280B042	236	28A020AB	362
25A432P	385	280A050	235	280B043	236	28A020AP	362
25A432T	385	280A051	235	280B044	236	28A020AS	362
25A448B	385	280A052	235	280B045	236	28A020AT	362
25A448P	385	280A053	235	280B046	236	28A022AB	362
25A448T	385	280A054	235	280B047	236	28A022AP	362
25A464B	385	280A055	235	280B048	236	28A022AS	362
25A464P	385	280A056	235	280B049	236	28A022AT	362
25A464T	385	280A057	235	280B050	236	28A025AB	362
26IDX	347	280A058	235	280B051	236	28A025AP	362
2700C12	402	280A059	235	280B052	236	28A025AS	362
2700E104	381	280A060	235	280B053	236	28A025AT	362
2700E108	381	280A061	235	280B054	236	28A030AB	362
2700E116	381	280A062	235	280B055	236	28A030AP	362

Order No. Page(s)

28A030AS	362
28A030AT	362
28A035AB	362
28A035AP	362
28A035AS	362
28A035AT	362
28A040AB	362
28A040AP	362
28A040AS	362
28A040AT	362
28A045AB	362
28A045AP	362
28A045AS	362
28A045AT	362
28A050AB	362
28A050AP	362
28A050AS	362
28A050AT	362
28A060AB	362
28A060AP	362
28A060AS	362
28A060AT	362
28A063AB	362
28A063AP	362
28A063AS	362
28A063AT	362
28A070AB	362
28A070AP	362
28A070AS	362
28A070AT	362
28A080AB	362
28A080AP	362
28A080AS	362
28A080AT	362
28A080BB	362
28A080BP	362
28A080BS	362
28A080BT	362
28A100AB	362
28A100AP	362
28A100AS	362
28A100AT	362
28A100BB	362
28A100BP	362
28A100BS	362
28A100BT	362
28A120AB	362
28A120AP	362
28A120AS	362
28A120AT	362
28A120CB	362
28A120CP	362
28A120CS	362
28A120CT	362
28A140AB	362
28A140AP	362
28A140AS	362
28A140AT	362
28A140BB	362
28A140BP	362
28A140BS	362
28A140BT	362
28A160AB	362
28A160AP	362
28A160AS	362
28A160AT	362
28A160BB	362
28A160BP	362
28A160BS	362
28A160BT	362
28A180AB	362
28A180AP	362
28A180AS	362

Order No. Page(s)

28A180AT	362
28A180CB	362
28A180CP	362
28A180CS	362
28A180CT	362
28A180DB	362
28A180DP	362
28A180DS	362
28A180DT	362
28A200AB	362
28A200AP	362
28A200AS	362
28A200AT	362
28A200BB	362
28A200BP	362
28A200BS	362
28A200BT	362
28A220AB	362
28A220AP	362
28A220AS	362
28A220AT	362
28A220BB	362
28A220BP	362
28A220BS	362
28A220BT	362
28A240AB	362
28A240AP	362
28A240AS	362
28A240AT	362
28A240BB	362
28A240BP	362
28A240BS	362
28A240BT	362
28A270AB	362
28A270AP	362
28A270AS	362
28A270AT	362
28A270BB	362
28A270BP	362
28A270BS	362
28A270BT	362
28A300AB	362
28A300AP	362
28A300AS	362
28A300AT	362
28A300BB	362
28A300BP	362
28A300BS	362
28A300BT	362
28A330AB	362
28A330AP	362
28A330AS	362
28A330AT	362
28A330BB	362
28A330BP	362
28A330BS	362
28A330BT	362
28A360AB	362
28A360AP	362
28A360AS	362
28A360AT	362
28A360BB	362
28A360BP	362
28A360BS	362
28A360BT	362
28A390AB	362
28A390AP	362
28A390AS	362
28A390AT	362
28A390BB	362
28A390BP	362
28A390BS	362
28A390BT	362

Order No. Page(s)

28E015AB	363
28E015AP	363
28E015AS	363
28E015AT	363
28E016AB	363
28E016AP	363
28E016AS	363
28E016AT	363
28E018AB	363
28E018AP	363
28E018AS	363
28E018AT	363
28E020AB	363
28E020AP	363
28E020AS	363
28E020AT	363
28E020BB	363
28E020BP	363
28E020BS	363
28E020BT	363
28E022AB	363
28E022AP	363
28E022AS	363
28E022AT	363
28E023AB	363
28E023AP	363
28E023AS	363
28E023AT	363
28E025AB	363
28E025AP	363
28E025AS	363
28E025AT	363
28E026AB	363
28E026AP	363
28E026AS	363
28E026AT	363
28E030AB	363
28E030AP	363
28E030AS	363
28E030AT	363
28E030BB	363
28E030BP	363
28E030BS	363
28E030BT	363
28E035AB	363
28E035AP	363
28E035AS	363
28E035AT	363
28E040AB	363
28E040AP	363
28E040AS	363
28E040AT	363
28E040BB	363
28E040BP	363
28E040BS	363
28E040BT	363
28E045AB	363
28E045AP	363
28E045AS	363
28E045AT	363
28E050AB	363
28E050AP	363
28E050AS	363
28E050AT	363
28E050BB	363
28E050BP	363
28E050BS	363
28E050BT	363
28E050CB	363
28E050CP	363
28E050CS	363
28E050CT	363
28E055AB	363

Order No. Page(s)

28E055AP	363
28E055AS	363
28E055AT	363
28E060AB	363
28E060AP	363
28E060AS	363
28E060AT	363
28E060BB	363
28E060BP	363
28E060BS	363
28E060BT	363
28E063AB	363
28E063AP	363
28E063AS	363
28E063AT	363
28E070AB	363
28E070AP	363
28E070AS	363
28E070AT	363
28E080AB	363
28E080AP	363
28E080AS	363
28E080AT	363
28E080BB	363
28E080BP	363
28E080BS	363
28E080BT	363
28E100AB	363
28E100AP	363
28E100AS	363
28E100AT	363
28E100BB	363
28E100BP	363
28E100BS	363
28E100BT	363
28E100CB	363
28E100CP	363
28E100CS	363
28E100CT	363
28E110AB	363
28E110AP	363
28E110AS	363
28E110AT	363
28E120AB	363
28E120AP	363
28E120AS	363
28E120AT	363
28E120BB	363
28E120BP	363
28E120BS	363
28E120BT	363
28E120CB	363
28E120CP	363
28E120CS	363
28E120CT	363
28E140AB	363
28E140AP	363
28E140AS	363
28E140AT	363
28E140BB	363
28E140BP	363
28E140BS	363
28E140BT	363
28E140CB	363
28E140CP	363
28E140CS	363
28E140CT	363
28E160AB	363
28E160AP	363
28E160AS	363
28E160AT	363
28E160BB	363
28E160BP	363

Order No. Page(s)

28E160BS.....	363
28E160BT.....	363
28E180AB.....	363
28E180AP.....	363
28E180AS.....	363
28E180AT.....	363
28E180BB.....	363
28E180BP.....	363
28E180BS.....	363
28E180BT.....	363
28E180CB.....	363
28E180CP.....	363
28E180CS.....	363
28E180CT.....	363
28E180DB.....	363
28E180DP.....	363
28E180DS.....	363
28E180DT.....	363
28E200AB.....	363
28E200AP.....	363
28E200AS.....	363
28E200AT.....	363
28E200BB.....	363
28E200BP.....	363
28E200BS.....	363
28E200BT.....	363
28E200CB.....	363
28E200CP.....	363
28E200CS.....	363
28E200CT.....	363
28E200DB.....	363
28E200DP.....	363
28E200DS.....	363
28E200DT.....	363
28E220AB.....	363
28E220AP.....	363
28E220AS.....	363
28E220AT.....	363
28E220BB.....	363
28E220BP.....	363
28E220BS.....	363
28E220BT.....	363
28E240AB.....	363
28E240AP.....	363
28E240AS.....	363
28E240AT.....	363
28E240BB.....	363
28E240BP.....	363
28E240BS.....	363
28E240BT.....	363
28E240CB.....	363
28E240CP.....	363
28E240CS.....	363
28E240CT.....	363
28E270AB.....	363
28E270AP.....	363
28E270AS.....	363
28E270AT.....	363
28E270BB.....	363
28E270BP.....	363
28E270BS.....	363
28E270BT.....	363
28E300AB.....	363
28E300AP.....	363
28E300AS.....	363
28E300AT.....	363
28E300BB.....	363
28E300BP.....	363
28E300BS.....	363
28E300BT.....	363
28E300CB.....	363
28E300CP.....	363
28E300CS.....	363

Order No. Page(s)

28E300CT.....	363
28E320AB.....	363
28E320AP.....	363
28E320AS.....	363
28E320AT.....	363
28E330AB.....	363
28E330AP.....	363
28E330AS.....	363
28E330AT.....	363
28E330BB.....	363
28E330BP.....	363
28E330BS.....	363
28E330BT.....	363
28E360AB.....	363
28E360AP.....	363
28E360AS.....	363
28E360AT.....	363
28E360BB.....	363
28E360BP.....	363
28E360BS.....	363
28E360BT.....	363
28E390AB.....	363
28E390AP.....	363
28E390AS.....	363
28E390AT.....	363
28E390BB.....	363
28E390BP.....	363
28E390BS.....	363
28E390BT.....	363
28E420AB.....	363
28E420AP.....	363
28E420AS.....	363
28E420AT.....	363
28E420BB.....	363
28E420BP.....	363
28E420BS.....	363
28E420BT.....	363
28E450AB.....	363
28E450AP.....	363
28E450AS.....	363
28E450AT.....	363
28E450BB.....	363
28E450BP.....	363
28E450BS.....	363
28E450BT.....	363
28E480AB.....	363
28E480AP.....	363
28E480AS.....	363
28E480AT.....	363
28E480BB.....	363
28E480BP.....	363
28E480BS.....	363
28E480BT.....	363
28E520AB.....	363
28E520AP.....	363
28E520AS.....	363
28E520AT.....	363
28E520BB.....	363
28E520BP.....	363
28E520BS.....	363
28E520BT.....	363
290A104.....	381
290A108.....	381
290A116.....	381
290A124.....	381
290A132.....	381
290A148.....	381
290A164.....	381
290A232.....	381
290A264.....	381
290A332.....	381
290A364.....	381
290A432.....	381

Order No. Page(s)

290A464.....	381
290E104.....	381
290E108.....	381
290E116.....	381
290E124.....	381
290E132.....	381
290E148.....	381
290E164.....	381
290E216.....	381
290E232.....	381
290E264.....	381
290E332.....	381
290E364.....	381
290E432.....	381
290E464.....	381
293A108.....	383
293A116.....	383
293A124.....	383
293A132.....	383
293A148.....	383
293A164.....	383
293A216.....	383
293A232.....	383
293A264.....	383
295A108.....	383
295A116.....	383
295A124.....	383
295A132.....	383
295A148.....	383
295A164.....	383
29G0000.....	346
29IDX.....	347
29WIDX.....	347
2CL-PC.....	581
2CL-PC-50.....	581
2DGN-PC.....	581
2DGN-PC-50.....	581
3000-01.....	547
3000DS1.....	402
3000DS2.....	402
3000DS3.....	402
3000DS4.....	402
3000DS5.....	402
3000DS6.....	402
3001.....	537
3001-05.....	537
3001-200PU.....	538
3001-20PP.....	538
3001-20PPD.....	538
300A104.....	287
300A105.....	287
300A106.....	287
300A107.....	287
300A108.....	287
300A109.....	287
300A110.....	287
300A111.....	287
300A112.....	287
300A113.....	287
300A114.....	287
300A115.....	287
300A116.....	287
300A117.....	287
300A118.....	287
300A119.....	287
300A120.....	287
300A121.....	287
300A122.....	287
300A123.....	287
300A124.....	287
300A125.....	287
300A126.....	287
300A127.....	287

Order No. Page(s)

300A128.....	287
300A129.....	287
300A130.....	287
300A131.....	287
300A132.....	287
300A29.....	287
300A540C.....	347
300C104.....	293
300C105.....	293
300C106.....	293
300C107.....	293
300C108.....	293
300C109.....	293
300C110.....	293
300C111.....	293
300C112.....	293
300C113.....	293
300C114.....	293
300C115.....	293
300C116.....	293
300C117.....	293
300C118.....	293
300C119.....	293
300C120.....	293
300C121.....	293
300C122.....	293
300C123.....	293
300C124.....	293
300C125.....	293
300C126.....	293
300C127.....	293
300C128.....	293
300C129.....	293
300C130.....	293
300C131.....	293
300C132.....	293
300C29.....	293
300C540C.....	347
300E104.....	289
300E105.....	289
300E106.....	289
300E107.....	289
300E108.....	289
300E109.....	289
300E110.....	289
300E111.....	289
300E112.....	289
300E113.....	289
300E114.....	289
300E115.....	289
300E116.....	289
300E117.....	289
300E118.....	289
300E119.....	289
300E120.....	289
300E121.....	289
300E122.....	289
300E123.....	289
300E124.....	289
300E125.....	289
300E126.....	289
300E127.....	289
300E128.....	289
300E129.....	289
300E130.....	289
300E131.....	289
300E132.....	289
300LH104.....	298
300LH106.....	298
300LH108.....	298
300LH11.....	298
300LH110.....	298
300LH112.....	298

Order No.	Page(s)
300LH114.....	298
300LH116.....	298
300LH118.....	298
300LH120.....	298
300LH122.....	298
300LH124.....	298
300N104.....	291
300N105.....	291
300N106.....	291
300N107.....	291
300N108.....	291
300N109.....	291
300N110.....	291
300N111.....	291
300N112.....	291
300N113.....	291
300N114.....	291
300N115.....	291
300N116.....	291
300N117.....	291
300N118.....	291
300N119.....	291
300N120.....	291
300N121.....	291
300N122.....	291
300N123.....	291
300N124.....	291
300N125.....	291
300N126.....	291
300N127.....	291
300N128.....	291
300N129.....	291
300N130.....	291
300N131.....	291
300N132.....	291
300N29.....	291
300N540C.....	347
305E104B.....	398
305E108B.....	398
305E108C.....	398
305E116C.....	398
305E124D.....	398
305E132D.....	398
305E148D.....	398
305E164E.....	398
305E216F.....	398
305E232F.....	398
30-A 141.....	157, 404
30-A 145.....	158
30-A 150.....	145
30-A 153.....	145
30-A 157.....	145
30-A 161.....	144
30-A 163.....	144
30-A 170.....	148
30-A 190.....	148
30-A 255.....	144
30-A 260.....	146
30-A 263.....	146
30-A 265.....	153
30-A 267.....	153
30-A 268.....	156
30-A 269.....	156
30-A 275.....	152
30-A 277.....	152
30-A 285.....	154
30-A 287.....	120, 154
30-A 288.....	155
30-A 289.....	155
30-A 560.....	147
30-A 563.....	147
30-A 606.....	151
30-A 607.....	151

Order No.	Page(s)
30-B 002.....	206
30-B 010.....	205
30-B 011.....	144
30-B 017.....	205
30-B 020.....	205
30-B 021.....	46, 205
30-B 022.....	204
30-B 023.....	152
30-B 024.....	205
30-B 027.....	205
30-B 030.....	95, 205
30-B 031.....	95
30-B 037.....	205
30-B 046.....	206, 415
30-B 047.....	206
30-B 048.....	206
30-B 050.....	206, 415
30-B 051.....	206
30-B 057.....	205
30-B 065.....	206
30-B 066.....	206
30-B 075.....	205
30-B 078.....	205
30-B 093.....	42, 206
30-B 095.....	42, 206
30E000FA.....	397
30E001CA.....	397
30E001FA.....	397
30E002CA.....	397
30E002FA.....	397
30E003CA.....	397
30E003FA.....	397
30E004CA.....	397
30E004CB.....	397
30E004FA.....	397
30E004FB.....	397
30E005CA.....	397
30E005CB.....	397
30E005FA.....	397
30E006CA.....	397
30E006CB.....	397
30E006FA.....	397
30E006FB.....	397
30E008CA.....	397
30E008CB.....	397
30E008FA.....	397
30E008FB.....	397
30E010CA.....	397
30E010CB.....	397
30E010FA.....	397
30E010FB.....	397
30E012CA.....	397
30E012CB.....	397
30E012FA.....	397
30E012FB.....	397
30E116CA.....	397
30E116CB.....	397
30E116CC.....	397
30E116CO.....	397
30E116FA.....	397
30E116FB.....	397
30E116FC.....	397
30E116FD.....	397
30E120CA.....	397
30E120CB.....	397
30E120CC.....	397
30E120CD.....	397
30E120FA.....	397
30E120FB.....	397
30E120FC.....	397
30E120FD.....	397
30E124CB.....	397
30E124CC.....	397

Order No.	Page(s)
30E124CD.....	397
30E124FB.....	397
30E124FC.....	397
30E124FD.....	397
30E128CB.....	397
30E128CC.....	397
30E128CD.....	397
30E128FB.....	397
30E128FC.....	397
30E128FD.....	397
30E132CB.....	397
30E132CC.....	397
30E132CD.....	397
30E132FB.....	397
30E132FC.....	397
30E132FD.....	397
30E136CC.....	397
30E136CD.....	397
30E136FC.....	397
30E136FD.....	397
30E140CC.....	397
30E140CD.....	397
30E140FC.....	397
30E140FD.....	397
30E148CC.....	397
30E148CD.....	397
30E148FC.....	397
30E148FD.....	397
30E156CD.....	397
30E156FD.....	397
30E164CD.....	397
30E164CF.....	397
30E164FD.....	397
30E164SD.....	397
30E164SF.....	397
30E208CE.....	397
30E208CF.....	397
30E208FE.....	397
30E208FF.....	397
30E216CE.....	397
30E216CF.....	397
30E216FE.....	397
30E216FF.....	397
30E224CE.....	397
30E224CF.....	397
30E224FE.....	397
30E224FF.....	397
30E232CE.....	397
30E232CF.....	397
30E232FE.....	397
30E232FF.....	397
30E240CF.....	397
30E240FF.....	397
30E248CF.....	397
30E248FF.....	397
30E256CF.....	397
30E256FF.....	397
30E264CF.....	397
30E264FF.....	397
30-G 001.....	149
30-G 002.....	206
30-G 003.....	206
30-G 004.....	206
30-G 005.....	206
3100.....	653
3100-02.....	529, 547
31E016AA.....	398
31E020AA.....	398
31E020AB.....	398
31E022AB.....	398
31E023AB.....	398
31E025AA.....	398
31E025AB.....	398

Order No.	Page(s)
31E026AB.....	398
31E030AB.....	398
31E035AB.....	398
31E035BB.....	398
31E040AA.....	398
31E040AB.....	398
31E040BA.....	398
31E040BB.....	398
31E045AB.....	398
31E045BB.....	398
31E050AB.....	398
31E050BA.....	398
31E050BB.....	398
31E050CB.....	398
31E060AB.....	398
31E060BB.....	398
31E060CB.....	398
31E070AB.....	398
31E070BB.....	398
31E080AB.....	398
31E080BB.....	398
31E080CB.....	398
31E090AC.....	398
31E090BB.....	398
31E090CB.....	398
31E100AB.....	398
31E100AC.....	398
31E100BB.....	398
31E100CB.....	398
31E100DB.....	398
31E100DC.....	398
31E110AC.....	398
31E110BB.....	398
31E110BC.....	398
31E120AC.....	398
31E120BC.....	398
31E120CC.....	398
31E120DC.....	398
31E140AC.....	398
31E140BC.....	398
31E140CC.....	398
31E140DC.....	398
31E150AC.....	398
31E160AC.....	398
31E160BC.....	398
31E160CC.....	398
31E170AC.....	398
31E180BC.....	398
31E180CC.....	398
31E180DC.....	398
31E200AC.....	398
31E200AD.....	398
31E200BC.....	398
31E200BD.....	398
31E200CD.....	398
31E200DD.....	398
31E220AD.....	398
31E220BD.....	398
31E220CD.....	398
31E220DD.....	398
31E240AD.....	398
31E240BD.....	398
31E240CD.....	398
31E260AD.....	398
31E300BD.....	398
31E330AE.....	398
31E450AF.....	398
32G0000.....	346
3300E20.....	402
3300EC10.....	402
3300EF10.....	402
330A011.....	299

Order No.	Page(s)	Order No.	Page(s)	Order No.	Page(s)	Order No.	Page(s)
330A020	299	335E316N	400	336E450A	400	350A003	343
330A030	299	335E324N	400	336E450B	400	350A004	343
330A107	299	335E332C	399	336E480A	400	350A005	343
330A108	299	335E332F	399	336E520A	400	350A006	343
330A109	299	335E332N	400	336E520B	400	350A007	343
330A110	299	335E340N	400	338E108	400	350A008	343
330A112	299	335E348C	399	338E116	400	350AA00	343
330A114	299	335E348F	399	338E124	400	350C001A	332
330A116	299	335E348N	400	338E132	400	350C002A	332
3350C20	402	335E356N	400	338E148	400	350C003A	332
3350CC10	402	335E364C	399	338E164	400	350C004A	332
3350CF10	402	335E364F	399	338E216	400	350C005A	332
335E004C	399	335E364N	400	338E232	400	350C006A	332
335E004F	399	335E416C	399	338E264	400	350CA00A	332
335E005C	399	335E416F	399	33E004C	399	350CAB0A	332
335E005F	399	335E416N	400	33E008C	399	350E001	343
335E006C	399	335E432C	399	33E008C	399	350E002	343
335E006F	399	335E432F	399	33E010C	399	350E003	343
335E008C	399	335E432N	400	33E010F	399	350E004	343
335E008F	399	335E448C	399	33E012C	399	350E005	343
335E010C	399	335E448F	399	33E116C	399	350E006	343
335E010F	399	335E448N	400	33E116F	399	350E007	343
335E012C	399	335E464C	399	33E120C	399	350E008	343
335E012F	399	335E464F	399	33E120F	399	350E009	343
335E116C	399	335E464N	400	33E124C	399	350E010	343
335E116F	399	336E030A	400	33E124F	399	350E011	343
335E120C	399	336E030B	400	33E128C	399	350E012	343
335E120F	399	336E035A	400	33E128F	399	350E013	343
335E124C	399	336E040A	400	33E132C	399	350E014	343
335E124F	399	336E040B	400	33E132F	399	350E015	343
335E128C	399	336E045A	400	33E136C	399	350E016	343
335E128F	399	336E050A	400	33E136F	399	350E017	343
335E132C	399	336E050B	400	33E140C	399	350E018	343
335E132F	399	336E060A	400	33E140F	399	350N104	284
335E136C	399	336E060B	400	33E148C	399	350N104BP	284
335E136F	399	336E063A	400	33E148F	399	350N105	284
335E140C	399	336E070A	400	33E156C	399	350N105BP	284
335E140F	399	336E080A	400	33E156F	399	350N106	284
335E144C	399	336E080B	400	33E164C	399	350N106BP	284
335E144F	399	336E090A	400	33E164F	399	350N107	284
335E148C	399	336E090B	400	33E164S	399	350N107BP	284
335E148F	399	336E100A	400	335E156C	399	350N108	284
335E156C	399	336E100B	400	335E156F	399	350N108BP	284
335E156F	399	336E110A	400	335E164C	399	350N109	284
335E164C	399	336E120A	400	335E164F	399	350N109BP	284
335E164F	399	336E120B	400	340A501	288	350N110	284
335E164S	399	336E120C	400	340A502	288	350N110BP	284
335E208C	399	336E140A	400	340A503	288	350N111	284
335E208F	399	336E140B	400	340A504	288	350N111BP	284
335E208N	400	336E160A	400	340A505	288	350N112	284
335E216C	399	336E160B	400	340A506	288	350N112BP	284
335E216F	399	336E180A	400	340A507	288	350N113	284
335E216N	400	336E180B	400	340A508	288	350N113BP	284
335E224C	399	336E180C	400	340A509	288	350N114	284
335E224F	399	336E200A	400	340A510	288	350N114BP	284
335E224N	400	336E200B	400	340A511	288	350N115	284
335E232C	399	336E220A	400	340A512	288	350N115BP	284
335E232F	399	336E220B	400	340A513	288	350N116	284
335E232N	400	336E240A	400	340A514	288	350N116BP	284
335E240C	399	336E240B	400	340A515	288	350N117	284
335E240F	399	336E260A	400	340A516	288	350N117BP	284
335E240N	400	336E270A	400	340A517	288	350N118	284
335E248C	399	336E270B	400	340A518	288	350N118BP	284
335E248F	399	336E280A	400	340A519	288	350N119	284
335E248N	400	336E300A	400	340A520	288	350N119BP	284
335E256C	399	336E330A	400	340A521	288	350N120	284
335E256F	399	336E330B	400	340A522	288	350N120BP	284
335E256N	399	336E360A	400	340A523	288	350N121	284
335E264C	399	336E360B	400	340A524	288	350N121BP	284
335E264F	399	336E390A	400	340A525	288	350N122	284
335E264N	400	336E390B	400	340A526	288	350N122BP	284
335E316C	399	336E400A	400	34-B 010	144	350N123	284
335E316F	399	336E420B	400	34-B 011	144	350N123BP	284
				34-B 065	148		
				34-B 066	148		
				350A001	343		
				350A002	343		

Order No. Page(s)

350N124.....	284
350N124BP.....	284
350N125.....	284
350N125BP.....	284
350N126.....	284
350N126BP.....	284
350N127.....	284
350N127BP.....	284
350N128.....	284
350N128BP.....	284
350N129.....	284
350N129BP.....	284
350N13.....	284
350N130.....	284
350N130BP.....	284
350N131.....	284
350N131BP.....	284
350N132.....	284
350N132BP.....	284
350N15.....	284
350N21.....	284
350N21V.....	284
350N29.....	284
350N540C.....	347
350NW29.....	284
35E001A.....	344
35E001B.....	344
35E001C.....	344
35E001D.....	344
35E002A.....	344
35E002B.....	344
35E002C.....	344
35E003A.....	344
35E003B.....	344
35E003C.....	344
35E004A.....	344
35E004B.....	344
35E004C.....	344
35E005A.....	344
35E005B.....	344
35E006B.....	344
35E006C.....	344
35E007A.....	344
35E007B.....	344
35E008A.....	344
36E112A.....	479
36E112B.....	479
36E112C.....	479
36E112D.....	479
36E116A.....	479
36E116B.....	479
36E116C.....	479
36E116D.....	479
36E120A.....	479
36E120B.....	479
36E120C.....	479
36E120D.....	479
36E124A.....	479
36E124B.....	479
36E124C.....	479
36E124D.....	479
36E132A.....	479
36E132B.....	479
36E132C.....	479
36E132D.....	479
36E140A.....	479
36E140B.....	479
36E140C.....	479
36E140D.....	479
36E148A.....	479
36E148B.....	479
36E148C.....	479
36E148D.....	479

Order No. Page(s)

36E156A.....	479
36E156B.....	479
36E156C.....	479
36E156D.....	479
36E164A.....	479
36E164B.....	479
36E164C.....	479
36E164D.....	479
36E216A.....	479
36E216B.....	479
36E216C.....	479
36E216D.....	479
36E232A.....	479
36E232B.....	479
36E232C.....	479
36E232D.....	479
36E264A.....	479
36E264B.....	479
36E264C.....	479
36E264D.....	479
37E116A.....	479
37E116B.....	479
37E116C.....	479
37E116D.....	479
37E124A.....	479
37E124B.....	479
37E124C.....	479
37E124D.....	479
37E132A.....	479
37E132B.....	479
37E132C.....	479
37E132D.....	479
37E140A.....	479
37E140B.....	479
37E140C.....	479
37E140D.....	479
37E148A.....	479
37E148B.....	479
37E148C.....	479
37E148D.....	479
37E164A.....	479
37E164B.....	479
37E164C.....	479
37E164D.....	479
37E216A.....	479
37E216B.....	479
37E216C.....	479
37E216D.....	479
37E232A.....	479
37E232B.....	479
37E232C.....	479
37E232D.....	479
37E264A.....	479
37E264B.....	479
37E264C.....	479
380A001.....	289
380A002.....	289
380A003.....	289
380A004.....	289
380A005.....	289
380A006.....	289
380A007.....	289
380A008.....	289
380A009.....	289
380A010.....	289
380A011.....	289
380A012.....	289
380A013.....	289
380A014.....	289
380A015.....	289
380A016.....	289
380A017.....	289

Order No. Page(s)

380A018.....	289
380A019.....	289
380A020.....	289
380A021.....	289
380A022.....	289
380A023.....	289
380A024.....	289
380A025.....	289
380A026.....	289
380A027.....	289
380A028.....	289
380A029.....	289
380A030.....	289
380A031.....	289
380A032.....	289
380A033.....	289
380A034.....	289
380A035.....	289
380A036.....	289
380A037.....	289
380A038.....	289
380A039.....	289
380A040.....	289
380A041.....	289
380A042.....	289
380A043.....	289
380A044.....	289
380A045.....	289
380A046.....	289
380A047.....	289
380A048.....	289
380A049.....	289
380A050.....	289
380A051.....	289
380A052.....	289
380A053.....	289
380A054.....	289
380A055.....	289
380A056.....	289
380A057.....	289
380A058.....	289
380A059.....	289
380A060.....	289
380C001.....	293
380C002.....	293
380C003.....	293
380C004.....	293
380C005.....	293
380C006.....	293
380C007.....	293
380C008.....	293
380C009.....	293
380C010.....	293
380C011.....	293
380C012.....	293
380C013.....	293
380C014.....	293
380C015.....	293
380C016.....	293
380C017.....	293
380C018.....	293
380C019.....	293
380C020.....	293
380C021.....	293
380C022.....	293
380C023.....	293
380C024.....	293
380C025.....	293
380C026.....	293
380C027.....	293
380C028.....	293
380C029.....	293
380C030.....	293

Order No. Page(s)

380C031.....	293
380C032.....	293
380C033.....	293
380C034.....	293
380C035.....	293
380C036.....	293
380C037.....	293
380C038.....	293
380C039.....	293
380C040.....	293
38-A 716.....	450
38E132A.....	480
38E132B.....	480
38E132C.....	480
38E140A.....	480
38E140B.....	480
38E140C.....	480
38E148A.....	480
38E148B.....	480
38E148C.....	480
38E156A.....	480
38E156B.....	480
38E156C.....	480
38E164A.....	480
38E164B.....	480
38E164C.....	480
38E216A.....	480
38E216B.....	480
38E216C.....	480
38E232A.....	480
38E232B.....	480
38E232C.....	480
38E264A.....	480
39-D 050.....	442
39-D 100.....	443
39-D 200.....	444
39-D 201.....	444
39-D 250.....	447
39-D 251.....	447
39-D 252.....	445
39-D 300.....	449
39-D 400.....	449
39E112A.....	480
39E112B.....	480
39E112C.....	480
39E116A.....	480
39E116B.....	480
39E116C.....	480
39E120A.....	480
39E120B.....	480
39E120C.....	480
39E124A.....	480
39E124B.....	480
39E124C.....	480
39E132A.....	480
39E132B.....	480
39E132C.....	480
39E140A.....	480
39E140B.....	480
39E140C.....	480
39E148A.....	480
39E148B.....	480
39E148C.....	480
39E156A.....	480
39E156B.....	480
39E156C.....	480
39E164A.....	480
39E164B.....	480
39E164C.....	480
39E216A.....	480
39E216B.....	480
39E216C.....	480
39E232A.....	480

Order No. Page(s)

39E232B480
39E232C480
39E248A480
39E248B480
39E248C480
39E264A480
39E264B480
39E264C480
4000-01546
4000-20546
4001539
4001-02539
4001-02R539
4001-05539, 563
4001-06563
4001-R539
4002539
4003539
400A104246
400A105246
400A106246
400A107246
400A108246
400A109246
400A110246
400A111246
400A112246
400A113246
400A114246
400A115246
400A116246
400A117246
400A118246
400A119246
400A120246
400A121246
400A122246
400A123246
400A124246
400A125246
400A126246
400A127246
400A128246
400A129246
400A130246
400A131246
400A132246
400A19247, 280
400A540C347
400AW29247, 280
400E104252
400E105252
400E106252
400E107252
400E108252
400E109252
400E110252
400E111252
400E112252
400E113252
400E114252
400E115252
400E116252
400E117252
400E118252
400E119252
400E120252
400E121252
400E122252
400E123252
400E124252
400E125252
400E126252

Order No. Page(s)

400E127252
400E128252
400E129252
400E130252
400E131252
400E132252
400EW29247, 280
400F104261
400F105261
400F107261
400F108261
400F110261
400F111261
400F112261
400F113261
400F114261
400F115261
400F116261
400F117261
400F118261
400F119261
400F120261
400F121261
400F122261
400F123261
400F124261
400F125261
400F126261
400F127261
400F128261
400F129261
400F130261
400F131261
400F132261
400F21261
400F29261
400FW29261
400HD0115247, 280
400HD13247, 280
400HD15247, 280
400HD21247, 280
400HD21V247, 280
400HD26247, 280
400HD29247, 280
400HD60247, 280
400HDE13247, 280
400HDE15247, 280
400HDE21247, 280
400HDE21V247, 280
400HDE29247, 280
400N0115251, 278
400N104250
400N104BP250
400N105250
400N105BP250
400N106250
400N106BP250
400N107250
400N107BP250
400N108250
400N108BP250
400N109250
400N109BP250
400N110250
400N110BP250
400N111250
400N111BP250
400N112250
400N112BP250
400N113250
400N113BP250
400N114250
400N114BP250

Order No. Page(s)

400N115250
400N115BP250
400N116250
400N116BP250
400N117250
400N117BP250
400N118250
400N118BP250
400N119250
400N119BP250
400N120250
400N120BP250
400N121250
400N121BP250
400N122250
400N122BP250
400N123250
400N123BP250
400N124250
400N124BP250
400N125250
400N125BP250
400N126250
400N126BP250
400N127250
400N127BP250
400N128250
400N128BP250
400N129250
400N129BP250
400N13251, 278
400N130250
400N130BP250
400N131250
400N131BP250
400N132250
400N132BP250
400N15251, 278
400N19251, 278
400N21251, 278
400N21V251, 278
400N26251, 278
400N29251, 278
400N540C347
400N60251, 278
400NC2018388
400NF2018388
400NW29251, 278
400P116344
40E000A480
40E000B480
40E000C480
40E001A480
40E001B480
40E001C480
40E002A480
40E002B480
40E002C480
40E003A480
40E003B480
40E003C480
40E004A480
40E004B480
40E004C480
40E005B480
40E006B480
40E007B480
40E008B480
40ESETA480
40ESETB480
40ESETC480
4100652
4100-45651

Order No. Page(s)

4100-P653
4101652
4110-15651
4110-16651
4110-17651
4110-18651
4110-4651
4111-05651
4111-06651
4111-07651
4125650
4150650
4200653
420A120453
420A122453
420A124453
420A126453
420A128453
420A130453
420A132453
420A134453
420A136453
420A138453
420A140453
420A142453
420A144453
420A148453
420A150453
420A152453
420A154453
420A156453
420A158453
420A160453
420A164453
420A202453
420A204453
420A208453
420A212453
420A216453
420A220453
420A224453
420A228453
420A232453
420A236453
420A240453
4210-01654
425A120453
425A122453
425A124453
425A126453
425A128453
425A130453
425A132453
425A134453
425A136453
425A138453
425A140453
425A142453
425A144453
425A148453
425A150453
425A152453
425A154453
425A156453
425A158453
425A160453
425A162453
425A164453
425A202453
425A204453
425A208453
425A212453
425A216453

Order No. Page(s)

425A220.....	453
425A224.....	453
425A228.....	453
425A232.....	453
425A236.....	453
425A240.....	453
427A116.....	456
427A120.....	456
427A124.....	456
427A126.....	456
427A128.....	456
427A132.....	456
427A134.....	456
427A136.....	456
427A138.....	456
427A140.....	456
427A141.....	456
427A142.....	456
427A144.....	456
427A146.....	456
427A148.....	456
427A149.....	456
427A150.....	456
427A152.....	456
427A156.....	456
427A160.....	456
427A164.....	456
427A201.....	456
427A204.....	456
427A208.....	456
427A212.....	456
427A216.....	456
427A220.....	456
427A224.....	456
427A228.....	456
427A232.....	456
427E120.....	456
427E124.....	456
427E128.....	456
427E132.....	456
427E136.....	456
427E140.....	456
427E142.....	456
427E144.....	456
427E148.....	456
427E152.....	456
427E156.....	456
427E160.....	456
427E164.....	456
427E204.....	456
427N116.....	455
427N120.....	455
427N124.....	455
427N126.....	455
427N128.....	455
427N130.....	455
427N132.....	455
427N134.....	455
427N136.....	455
427N138.....	455
427N140.....	455
427N141.....	455
427N142.....	455
427N144.....	455
427N146.....	455
427N148.....	455
427N149.....	455
427N150.....	455
427N152.....	455
427N154.....	455
427N156.....	455
427N158.....	455
427N160.....	455

Order No. Page(s)

427N162.....	455
427N164.....	455
427N16D.....	455
427N201.....	455
427N204.....	455
427N208.....	455
427N212.....	455
427N216.....	455
427N220.....	455
427N224.....	455
427N228.....	455
427N232.....	455
427N24D.....	455
427N8D.....	455
428A116.....	456
428A120.....	456
428A124.....	456
428A126.....	456
428A128.....	456
428A130.....	456
428A132.....	456
428A134.....	456
428A136.....	456
428A138.....	456
428A140.....	456
428A141.....	456
428A142.....	456
428A144.....	456
428A146.....	456
428A148.....	456
428A149.....	456
428A150.....	456
428A152.....	456
428A154.....	456
428A156.....	456
428A160.....	456
428A164.....	456
428A201.....	456
428A202.....	456
428A204.....	456
428A208.....	456
428A212.....	456
428A216.....	456
428A220.....	456
428A224.....	456
428A228.....	456
428A232.....	456
428N116.....	455
428N120.....	455
428N124.....	455
428N126.....	455
428N128.....	455
428N130.....	455
428N132.....	455
428N134.....	455
428N136.....	455
428N138.....	455
428N140.....	455
428N141.....	455
428N142.....	455
428N144.....	455
428N146.....	455
428N148.....	455
428N149.....	455
428N150.....	455
428N152.....	455
428N154.....	455
428N156.....	455
428N158.....	455
428N160.....	455
428N162.....	455
428N164.....	455
428N16D.....	455

Order No. Page(s)

428N201.....	455
428N204.....	455
428N208.....	455
428N212.....	455
428N216.....	455
428N220.....	455
428N224.....	455
428N228.....	455
428N232.....	455
428N24D.....	455
428N8D.....	455
429A132.....	457
429A136.....	457
429A140.....	457
429A144.....	457
429A148.....	457
429A152.....	457
429A156.....	457
429A160.....	457
429A164.....	457
429A204.....	457
429A208.....	457
429A212.....	457
429A216.....	457
429A220.....	457
429A224.....	457
429A228.....	457
429A232.....	457
429E144.....	457
429E152.....	457
429E160.....	457
429E204.....	457
429N132.....	458
429N136.....	458
429N140.....	458
429N144.....	458
429N148.....	458
429N152.....	458
429N156.....	458
429N160.....	458
429N164.....	458
429N204.....	458
429N208.....	458
429N212.....	458
429N216.....	458
429N220.....	458
430E108.....	460
430E109.....	460
430E110.....	460
430E111.....	460
430E112.....	460
430E113.....	460
430E114.....	460
430E115.....	460
430E116.....	460
430E117.....	460
430E118.....	460
430E119.....	460
430E120.....	460
430E121.....	460
430E122.....	460
430E123.....	460
430E124.....	460
430E125.....	460
430E126.....	460
430E127.....	460
430E128.....	460
430E130.....	460
430E132.....	460
430E134.....	460
430E136.....	460
430E138.....	460

Order No. Page(s)

430E140.....	460
430E142.....	460
430E144.....	460
430E146.....	460
430E148.....	460
430E150.....	460
430E153.....	460
430E154.....	460
430E156.....	460
430E158.....	460
430E160.....	460
430E164.....	460
430E182.....	460
430E202.....	460
430E204.....	460
430E206.....	460
430E208.....	460
430E210.....	460
430E212.....	460
430E216.....	460
430E222.....	460
430E224.....	460
430E228.....	460
430E231.....	460
430E232.....	460
4325.....	650
4350.....	650
435E025.....	460
435E030.....	460
435E032.....	460
435E035.....	460
435E040.....	460
435E045.....	460
435E050.....	460
435E060.....	460
435E070.....	460
435E080.....	460
435E090.....	460
435E110.....	460
435E111.....	460
435E112.....	460
435E113.....	460
435E114.....	460
435E115.....	460
435E116.....	460
435E117.....	460
435E118.....	460
435E119.....	460
435E120.....	460
435E121.....	460
435E122.....	460
435E123.....	460
435E124.....	460
437E108.....	460
437E109.....	460
437E110.....	460
437E111.....	460
437E112.....	460
437E113.....	460
437E114.....	460
437E115.....	460
437E116.....	460
437E117.....	460
437E118.....	460
437E119.....	460
437E120.....	460
437E121.....	460
437E122.....	460
437E123.....	460
437E124.....	460
437E125.....	460
437E126.....	460
437E127.....	460

Order No. Page(s)

437E128.....	460
437E130.....	460
437E132.....	460
437E134.....	460
437E136.....	460
437E138.....	460
437E140.....	460
437E142.....	460
437E144.....	460
437E146.....	460
437E148.....	460
437E150.....	460
437E152.....	460
437E154.....	460
437E156.....	460
437E158.....	460
437E160.....	460
437E162.....	460
437E164.....	460
437E204.....	460
437E208.....	460
437E212.....	460
437E216.....	460
437E220.....	460
437E224.....	460
437E228.....	460
437E232.....	460
4400.....	652
4400-D.....	654
4400-DA.....	654
4400-DS.....	654
4400-L.....	652
4400-Y.....	653
440A501.....	246
440A502.....	246
440A503.....	246
440A504.....	246
440A505.....	246
440A506.....	246
440A507.....	246
440A508.....	246
440A509.....	246
440A510.....	246
440A511.....	246
440A512.....	246
440A513.....	246
440A514.....	246
440A515.....	246
440A516.....	246
440A517.....	246
440A518.....	246
440A519.....	246
440A520.....	246
440A521.....	246
440A522.....	246
440A523.....	246
440A524.....	246
440A525.....	246
440A526.....	246
440E108.....	461
440E110.....	461
440E111.....	461
440E112.....	461
440E114.....	461
440E116.....	461
440E118.....	461
440E120.....	461
440E122.....	461
440E124.....	461
440E126.....	461
440E128.....	461
440E130.....	461
440E132.....	461

Order No. Page(s)

440E134.....	461
440E136.....	461
440E138.....	461
440E140.....	461
440E142.....	461
440E144.....	461
440E146.....	461
440E148.....	461
440E150.....	461
440E152.....	461
440E154.....	461
440E156.....	461
440E158.....	461
440E160.....	461
440E162.....	461
440E164.....	461
440E204.....	461
440E208.....	461
440E212.....	461
440E216.....	461
440E220.....	461
440E224.....	461
440E228.....	461
440E232.....	461
440N501.....	251
440N502.....	251
440N503.....	251
440N504.....	251
440N505.....	251
440N506.....	251
440N507.....	251
440N508.....	251
440N509.....	251
440N510.....	251
440N511.....	251
440N512.....	251
440N513.....	251
440N514.....	251
440N515.....	251
440N516.....	251
440N517.....	251
440N518.....	251
440N519.....	251
440N520.....	251
440N521.....	251
440N522.....	251
440N523.....	251
440N524.....	251
440N525.....	251
440N526.....	251
445E108.....	461
445E110.....	461
445E112.....	461
445E114.....	461
445E116.....	461
445E118.....	461
445E120.....	461
445E122.....	461
445E124.....	461
445E126.....	461
445E128.....	461
445E130.....	461
445E132.....	461
445E134.....	461
445E136.....	461
445E138.....	461
445E140.....	461
445E142.....	461
445E144.....	461
445E146.....	461
445E148.....	461
445E150.....	461
445E152.....	461

Order No. Page(s)

445E154.....	461
445E156.....	461
445E158.....	461
445E160.....	461
445E162.....	461
445E164.....	461
445E204.....	461
445E208.....	461
445E212.....	461
445E216.....	461
445E220.....	461
445E224.....	461
445E228.....	461
445E232.....	461
4500.....	652
4500-10.....	653
4500-G.....	653
4500-R.....	653
4500V.....	559, 568
4500V-0100.....	570, 573
4500V-1500.....	571
4500-W.....	653
4500-Y.....	653
450E000.....	462
450E002.....	462
450E003.....	462
450E004.....	462
450E005.....	462
450E006.....	462
450E007.....	462
450E010.....	462
450E020.....	462
450E030.....	462
450E040.....	462
450E050.....	462
450E060.....	462
450E070.....	462
450E080.....	462
450E090.....	462
450E100.....	462
450T001.....	264
450T002.....	264
450T003.....	264
450T004.....	264
450T005.....	264
450T006.....	264
450T007.....	264
450T008.....	264
450T009.....	264
450T010.....	264
450T011.....	264
450T012.....	264
450T013.....	264
450T014.....	264
450T015.....	264
450T016.....	264
450T017.....	264
450T018.....	264
450T019.....	264
450T020.....	264
450T021.....	264
450T022.....	264
450T023.....	264
450T024.....	264
450T025.....	264
450T026.....	264
450T027.....	264
450T028.....	264
450T029.....	264
450T030.....	264
450T031.....	264
450T032.....	264
450T033.....	264

Order No. Page(s)

450T034.....	264
450T035.....	264
450T036.....	264
450T037.....	264
450T038.....	264
450T039.....	264
450T040.....	264
450T041.....	264
450T042.....	264
450T043.....	264
450T044.....	264
450T045.....	264
450T046.....	264
450T047.....	264
450T048.....	264
450T049.....	264
450T050.....	264
450T051.....	264
450T052.....	264
450T053.....	264
450T054.....	264
450T055.....	264
450T056.....	264
450T057.....	264
450T058.....	264
450T059.....	264
450T060.....	264
450T104.....	263
450T105.....	263
450T106.....	263
450T107.....	263
450T108.....	263
450T109.....	263
450T110.....	263
450T111.....	263
450T112.....	263
450T113.....	263
450T114.....	263
450T115.....	263
450T116.....	263
450T117.....	263
450T118.....	263
450T119.....	263
450T120.....	263
450T121.....	263
450T122.....	263
450T123.....	263
450T124.....	263
450T125.....	263
450T126.....	263
450T127.....	263
450T128.....	263
450T129.....	263
450T13.....	264, 278
450T130.....	263
450T131.....	263
450T132.....	263
450T15.....	264, 278
450T21.....	264, 278
450T29.....	264, 278
450T60.....	264, 278
450TW29.....	264, 278
4511-00.....	653, 654
4550.....	652
455E000.....	462
455E002.....	462
455E003.....	462
455E004.....	462
455E005.....	462
455E006.....	462
455E007.....	462
455E010.....	462
455E020.....	462

Order No. Page(s)

455E030 462
455E040 462
455E050 462
455E060 462
455E070 462
455E080 462
455E090 462
455E100 462
457E000 462
457E002 462
457E003 462
457E004 462
457E005 462
457E006 462
457E007 462
457E010 462
457E020 462
457E030 462
457E040 462
457E050 462
457E060 462
457E070 462
457E080 462
457E090 462
457E100 462
4600 650
4605 650
4606 650
4607 650
470SE001 453
470SE002 453
470SE003 453
470SESET 453
480A001 247
480A002 247
480A003 247
480A004 247
480A005 247
480A006 247
480A007 247
480A008 247
480A009 247
480A010 247
480A011 247
480A012 247
480A013 247
480A014 247
480A015 247
480A016 247
480A017 247
480A018 247
480A019 247
480A020 247
480A021 247
480A022 247
480A023 247
480A024 247
480A025 247
480A026 247
480A027 247
480A028 247
480A029 247
480A030 247
480A031 247
480A032 247
480A033 247
480A034 247
480A035 247
480A036 247
480A037 247
480A038 247
480A039 247
480A040 247

Order No. Page(s)

480A041 247
480A042 247
480A043 247
480A044 247
480A045 247
480A046 247
480A047 247
480A048 247
480A049 247
480A050 247
480A051 247
480A052 247
480A053 247
480A054 247
480A055 247
480A056 247
480A057 247
480A058 247
480A059 247
480A060 247
480E001 253
480E002 253
480E003 253
480E004 253
480E005 253
480E006 253
480E007 253
480E008 253
480E009 253
480E010 253
480E011 253
480E012 253
480E013 253
480E014 253
480E015 253
480E016 253
480E017 253
480E018 253
480E019 253
480E020 253
480E021 253
480E022 253
480E023 253
480E024 253
480E025 253
480E026 253
480E027 253
480E028 253
480E029 253
480E030 253
480E031 253
480E032 253
480E033 253
480E034 253
480E035 253
480E036 253
480E037 253
480E038 253
480E039 253
480E040 253
480E041 253
480E042 253
480E043 253
480E044 253
480E045 253
480E046 253
480E047 253
480E048 253
480E049 253
480E050 253
480E051 253
480E052 253
480E053 253

Order No. Page(s)

480E054 253
480E055 253
480E056 253
480E057 253
480E058 253
480E059 253
480E060 253
480N001 251
480N002 251
480N003 251
480N004 251
480N005 251
480N006 251
480N007 251
480N008 251
480N009 251
480N010 251
480N011 251
480N012 251
480N013 251
480N014 251
480N015 251
480N016 251
480N017 251
480N018 251
480N019 251
480N020 251
480N021 251
480N022 251
480N023 251
480N024 251
480N025 251
480N026 251
480N027 251
480N028 251
480N029 251
480N030 251
480N031 251
480N032 251
480N033 251
480N034 251
480N035 251
480N036 251
480N037 251
480N038 251
480N039 251
480N040 251
480N041 251
480N042 251
480N043 251
480N044 251
480N045 251
480N046 251
480N047 251
480N048 251
480N049 251
480N050 251
480N051 251
480N052 251
480N053 251
480N054 251
480N055 251
480N056 251
480N057 251
480N058 251
480N059 251
480N060 251
48-L 555 205
48-M 401 205
48-M 441 144
48-M 444 144
48-M 446 152
48-M 472 148

Order No. Page(s)

48-M 483 148
48-R 294 26
48-Z 019 157, 158, 415
48-Z 034 156
48-Z 148 205
48-Z 149 97
48-Z 392 206
48-Z 449 206
49A123 347
5001 537
5001-01 537
5003-U 539
5004 539
500A0115 267, 281
500A103 266
500A104 266
500A105 266
500A106 266
500A107 266
500A108 266
500A109 266
500A110 266
500A111 266
500A112 266
500A113 266
500A114 266
500A115 266
500A116 266
500A117 266
500A118 266
500A119 266
500A120 266
500A121 266
500A122 266
500A123 266
500A124 266
500A125 266
500A126 266
500A127 266
500A128 266
500A129 266
500A130 267, 281
500A131 266
500A132 266
500A15 267, 281
500A21 267, 281
500A21V 267, 281
500A26 267, 281
500A29 267, 281
500A60 267, 281
500AW29 267, 281
500E104 268
500E105 268
500E106 268
500E107 268
500E108 268
500E109 268
500E110 268
500E111 268
500E112 268
500E113 268
500E114 268
500E115 268
500E116 268
500E117 268
500E118 268
500E119 268
500E120 268
500E121 268
500E122 268
500E123 268
500E124 268

Order No.	Page(s)	Order No.	Page(s)	Order No.	Page(s)	Order No.	Page(s)
500E125	268	50A224D	467	51A146D	469	53-B 002	486
500E126	268	50A224F	467	51A148B	469	53-B 003	486
500E127	268	50A232D	467	51A148C	469	53-B 004	486
500E128	268	50A232F	467	51A148D	469	53-B 005	486, 495
500E129	268	50A232G	467	51A150D	469	53-B 007	486, 495
500E13	268, 281	50A240G	467	51A152C	469	53-B 008	486, 495
500E130	268	50A248D	467	51A152D	469	53-B 013	486
500E131	268	50A248G	467	51A154E	469	53-B 202	487
500E132	268	50A256G	467	51A156B	469	53-B 203	487
500E15	268, 281	50A264D	467	51A156C	469	53-B 205	487
500E21	268, 281	50A264G	467	51A156D	469	53-B 207	487
500E21V	268, 281	51A108A	470	51A156E	469	53-B 303	487
500E29	268, 281	51A112A	470	51A158E	469	53-C 005	493
500E60	268, 281	51A114A	470	51A160C	469	53-C 007	493
50A108A	467	51A116A	470	51A160D	469	53-C 008	493
50A111A	467	51A118A	470	51A160E	469	53-C 009	493
50A112A	467	51A120A	470	51A164C	469	53-C 011	498
50A113A	467	51A122A	470	51A164D	469	53-C 025	493
50A114A	467	51A124A	470	51A164E	469	53-C 027	493
50A115A	467	51A126A	470	51A164F	469	53-C 028	493
50A116A	467	51A128A	470	51A204D	469	53-C 029	493
50A117A	467	51A130A	470	51A208D	469	53-C 055	488
50A118A	467	51A132B	470	51A208E	469	53-C 057	488
50A119A	467	51A136B	470	51A208F	469	53-C 058	488
50A120A	467	51A140B	470	51A216D	469	53-C 502	172
50A121A	467	51A140C	470	51A216E	469	53-C 503	172
50A122A	467	51A144C	470	51A216F	469	53-C 506	172
50A123A	467	51A148D	470	51A216G	469	53-C 507	172
50A124A	467	51A148E	470	51A224D	469	53-C 508	172
50A125A	467	51A152D	470	51A224F	469	53-C 552	172
50A126A	467	51A156E	470	51A232F	469	53-C 553	173
50A127A	467	51A160E	470	51A232G	469	53-C 556	173
50A128A	467	51A164F	470	51A232H	469	53-C 557	173
50A129A	467	51A164G	470	51A240G	469	53-C 558	173
50A130A	467	51A208F	470	51A248G	469	53-C 713	174
50A132A	467	51A208G	470	51A248H	469	53-D 102	161
50A132B	467	51A216H	470	51A256H	469	53-D 602	162
50A134B	467	51A232G	470	51A264D	469	53-D 652	162
50A136B	467	51A232H	470	51A264G	469	53-D 812	163
50A138B	467	51A248G	470	51A264H	469	53-D 813	163
50A140B	467	51A264G	470	525A116A	470	53-D 817	163
50A140C	467	51A108A	469	525A120A	470	53-D 852	163
50A142C	467	51A111A	469	525A124A	470	53-D 854	163
50A144B	467	51A112A	469	525A132B	470	53-D 882	164
50A144C	467	51A113A	469	525A140C	470	53-D 892	164
50A146D	467	51A114A	469	525A148D	470	53-D 893	164
50A148B	467	51A115A	469	525A148H	470	53-D 897	164
50A148C	467	51A116A	469	525A156E	470	53-E 102	161
50A148D	467	51A117A	469	525A156H	470	53-F 002	31
50A150D	467	51A118A	469	525A164F	470	53-F 103	37
50A152C	467	51A119A	469	525A164H	470	53-F 203	31
50A152D	467	51A120A	469	525A216G	470	53-F 205	31
50A154E	467	51A121A	469	525A216H	470	53-F 207	31
50A156C	467	51A122A	469	525A232G	470	53-F 208	31
50A156D	467	51A123A	469	525A232H	470	53-F 212	37
50A156E	467	51A124A	469	525A264G	470	53-F 222	31
50A158E	467	51A125A	469	525A264J	470	53-F 223	31
50A160C	467	51A126A	469	535A116A	470	53-F 225	31
50A160D	467	51A127A	469	535A120A	470	53-F 227	31
50A160E	467	51A128A	469	535A124A	470	53-F 228	31
50A162F	467	51A129A	469	535A130A	470	53-F 252	32
50A164C	467	51A130A	469	535A132B	470	53-F 253	32
50A164D	467	51A131A	469	535A140C	470	53-F 255	32
50A164E	467	51A132A	469	535A148D	470	53-F 257	32
50A164F	467	51A132B	469	535A148H	470	53-F 258	32
50A204D	467	51A134B	469	535A156E	470	53-F 402	32
50A208D	467	51A136B	469	535A156H	470	53-F 403	32
50A208F	467	51A138B	469	535A164F	470	53-F 405	32
50A212D	467	51A140B	469	535A216H	470	53-F 407	32
50A216D	467	51A140C	469	535A264G	470	53-F 408	32
50A216E	467	51A142C	469	53-A 103	488	53-A 103	36
50A216F	467	51A144B	469	53-A 105	488	53-F 605	36
50A216G	467	51A144C	469	53-A 107	488	53-F 608	36

Order No. Page(s)

53-F 912 37
53-G 001 195
53-G 002 195
53-G 015 182
53-G 017 182
53-G 018 182
53-G 019 182
53-G 023 182
53-G 033 182
53-G 035 182
53-G 037 182
53-G 038 182
53-G 039 182
53-G 055 197
53-G 056 197
53-G 058 197
53-G 067 180
53-G 068 180
53-G 069 180
53-G 083 183
53-G 084 183
53-G 085 183
53-G 087 183
53-G 088 183
53-G 093 196
53-G 094 196
53-G 095 196
53-G 097 196
53-G 098 196
53-G 123 176
53-G 125 176
53-G 127 176
53-G 128 176
53-G 129 176
53-G 163 175
53-G 165 175
53-G 167 175
53-G 168 175
53-G 169 175
53-G 173 191
53-G 177 191
53-G 178 191
53-G 182 188
53-G 183 192
53-G 187 192
53-G 188 192
53-G 243 190
53-G 247 190
53-G 248 190
53-G 253 189
53-G 255 189
53-G 257 189
53-G 303 192
53-G 305 192
53-G 307 192
53-G 308 192
53-G 403 193
53-G 405 193
53-G 407 193
53-G 408 193
53-G 412 193
53-G 512 187
53-G 513 185
53-G 516 185
53-G 517 185
53-G 518 185
53-G 523 187
53-G 525 187
53-G 527 187
53-G 528 187
53-G 533 185
53-G 534 185
53-G 535 185

Order No. Page(s)

53-G 537 185
53-G 538 185
53-G 553 186
53-G 555 186
53-G 557 186
53-G 558 186
53-G 559 186
53-G 615 183
53-G 616 183
53-G 705 181
53-G 707 181
53-G 708 181
53-G 709 181
53-G 757 181
53-G 758 181
53-G 759 181
53-G 927 195
53-G 928 195
53-G 937 195
53-H 102 165
53-H 152 165
53-H 255 165
53-H 257 165
53-H 258 165
53-K 113 197
53-K 114 197
53-K 115 197
53-K 117 197
53-K 118 197
53-K 211 198
53-K 212 198
53-K 213 198
53-K 214 198
53-K 215 198
53-K 217 198
53-K 218 198
53-K 222 198
53-K 224 198
53-K 225 198
53-K 302 199
53-K 304 199
53-K 305 199
53-K 321 198
53-K 322 198
53-K 323 198
53-K 324 198
53-K 325 198
53-K 327 198
53-K 328 198
53-K 331 198
53-K 332 198
53-K 333 198
53-K 334 198
53-K 335 198
53-K 337 198
53-K 338 198
53-K 341 198
53-K 342 198
53-K 343 198
53-K 344 198
53-K 345 198
53-K 347 198
53-K 351 198
53-K 352 198
53-K 353 198
53-K 354 198
53-K 355 198
53-K 357 198
53-K 365 199
53-K 366 199
53-K 368 199
53-L 100 207
53-L 108 33

Order No. Page(s)

53-L 113 206, 209
53-L 114 207
53-L 115 209
53-L 116 209
53-L 120 207
53-L 121 37
53-L 126 36
53-L 137 201
53-L 138 201
53-L 158 207
53-L 160 195
53-L 162 195
53-L 207 206, 209
53-L 208 209
53-L 209 206, 209
53-L 210 206, 209
53-L 308 33
53-L 309 207
53-L 311 207
53-L 313 207
53-L 314 207
53-L 315 207
53-L 316 207
53-L 318 186
53-L 320 33
53-L 321 33
53-L 322 207
53-L 323 207
53-L 330 207
53-L 331 207
53-L 332 207
53-L 335 207
53-L 337 207
53-L 338 33
53-L 339 26
53-L 341 207
53-L 342 207
53-L 343 207
53-L 353 26
53-L 354 26
53L131Kit100C 200
53L131Kit100FF 200
53L131Kit1C 200
53L131Kit1FF 200
53L131Kit500C 200
53L131Kit500FF 200
53L131KitC 200
53L131KitFF 200
53L132Kit100C 200
53L132Kit100FF 200
53L132Kit1C 200
53L132Kit1FF 200
53L132Kit500C 200
53L132Kit500FF 200
53L132KitC 200
53L132KitFF 200
53L133Kit1C 201
53L133Kit1FF 201
53L133Kit1FOAMFF 201
53L133Kit1GELC 201
53L133Kit1GELFF 201
53L133KitC 201
53L133KitFF 201
53L133KitFOAMFF 201
53L133KitGELC 201
53L133KitGELFF 201
53L135Kit100C 201
53L135Kit100FF 201
53L135Kit1C 201
53L135Kit1FF 201
53L135KitC 201
53L135KitFF 201
53L136Kit100C 201

Order No. Page(s)

53L136Kit100FF 201
53L136Kit1C 201
53L136Kit1FF 201
53L136KitC 201
53L136KitFF 201
53L139KitFF 200
53L142KitFF 201
53-M 010 35
53-M 012AFOBB 194
53-M 012AFOD 194
53-M 012AFPLD 173, 194
53-M 012AFPLP 173, 194
53-M 015 173, 194
53-M 022 173, 194
53-M 023 173, 194
53-M 025 173, 194
53-M 030 173, 194
53-M 037 35
53-M 038 173, 194
53-M 039 173, 194
53-M 041 173, 194
53-M 052 173, 194
53-X 002 166, 184
53-X 003 166, 184
53-X 005 166, 184
53-X 007 166, 184
53-X 008 166, 184
53-X 009 166, 184
540A501 267
540A502 267
540A503 267
540A504 267
540A505 267
540A506 267
540A507 267
540A508 267
540A509 267
540A510 267
540A511 267
540A512 267
540A513 267
540A514 267
540A515 267
540A516 267
540A517 267
540A518 267
540A519 267
540A520 267
540A521 267
540A522 267
540A523 267
540A524 267
540A525 267
540A526 267
540DX 347
54-A 001 24
54-A 003 24
54-A 005 24
54-A 006 24
54-A 007 24
54-A 008 24
54-A 023 24
54-A 025 24
54-A 027 24
54-A 028 24
54-A 031 28
54-A 036 28
54-A 041 28
54-A 050 29
54-A 061 24
54-A 063 24
54-A 065 24
54-A 066 24

Order No. Page(s)

54-A 067.....	24
54-A 068.....	24
54-A 073.....	25
54-A 076.....	25
54-A 077.....	25
54-A 078.....	25
54-A 083.....	25
54-A 085.....	25
54-A 087.....	25
54-A 088.....	25
54-A 093.....	25
54-A 095.....	25
54-A 097.....	25
54-A 098.....	25
54-A 131.....	28
54-A 136.....	28
54A108A.....	468
54A110A.....	468
54A112A.....	468
54A114A.....	468
54A116A.....	468
54A118A.....	468
54A120A.....	468
54A122A.....	468
54A124A.....	468
54A126B.....	468
54A128B.....	468
54A130B.....	468
54A132B.....	468
54A136C.....	468
54A140C.....	468
54A144D.....	468
54A1480.....	468
54A152E.....	468
54A156E.....	468
54A160F.....	468
54A164F.....	468
54-B 002.....	26
54-B 009.....	19, 20
54-B 020.....	26
54-B 026.....	19, 20, 26
54-B 027.....	26
54-B 028.....	21, 22, 26
54-B 033.....	26
54-B 036.....	26
54-B 038.....	21, 22
54-B 043.....	26
54-B 046.....	29
54-B 048.....	21
54-B 050.....	26
54-B 051.....	21, 26
54-B 052.....	19, 20, 26
54-B 063.....	28
54-B 073.....	27
54-B 074.....	27
54-B 076.....	27
54-B 077.....	27
54-B 079.....	27
54-B 080.....	27
54-B 081.....	27
54-B 082.....	28
54-B 083.....	28
54-B 086.....	28
54-B 087.....	28
54-B 088.....	28
54-B 089.....	28
54-B 090.....	26
54-B 092.....	21
54-B 106.....	24
54-B 133.....	26
54-B 143.....	19, 20
54-B 149.....	19, 20
54-B 150.....	21

Order No. Page(s)

54-B 155.....	19
54-B 156.....	19
54-B 157.....	21
54-B 158.....	20
54-B 201.....	22
54-B 205.....	22
54-B 207.....	22
54-B 208.....	22
54-C 001.....	39
54-C 003.....	39
54-C 011.....	39
54-C 013.....	39
54-C 021.....	39
54-C 022.....	39
54-C 023.....	39
54-C 031.....	39
54-C 032.....	39
54-C 033.....	39
54-C 041.....	39
54-C 042.....	39
54-C 043.....	39
54-C 113.....	39
54-C 132.....	39
54-C 133.....	39
54-C 141.....	39
54-C 142.....	39
54-C 143.....	39
54-C 232.....	39
54-C 242.....	39
54-C 301.....	39
54-C 302.....	39
54-C 311.....	39
54-C 312.....	39
54-C 313.....	39
54-C 321.....	39
54-D 045.....	22
54-D 055.....	21
54-D 215.....	20
54-D 315.....	19
54-T 012.....	29
5500V.....	568
55-A 007.....	177
55-A 008.....	177
55-A 009.....	177
55-A 107.....	178
55-A 108.....	178
55-A 109.....	178
55-A 207.....	178
55-A 208.....	178
55-A 209.....	178
55A108A.....	471
55A110A.....	471
55A112A.....	471
55A114A.....	471
55A116A.....	471
55A118A.....	471
55A120A.....	471
55A122A.....	471
55A124A.....	471
55A126B.....	471
55A128B.....	471
55A130B.....	471
55A132B.....	471
55A140C.....	471
55A148D.....	471
55A156E.....	471
55A164F.....	471
55-B 004.....	208
55-B 005.....	208
55-B 007.....	208
55-B 011.....	208
55-B 012.....	208
55-B 021.....	208

Order No. Page(s)

55-B 035.....	208
55-B 036.....	208
55-B 038.....	208
55-B 041.....	208
55-B 042.....	208
55-B 043.....	208
55-B 051.....	209
55-B 063.....	208
55-B 085.....	208
55-D 600.....	178
55-D 600BCAD.....	179
55-D 600BCAP.....	179
55-D 600BCLD.....	179
55-D 600BCLP.....	179
55-D 600BCUD.....	179
55-D 600BCUP.....	179
55-D 615CBAD.....	179
55-D 615CBAP.....	179
55-D 615CBD.....	179
55-D 615CBP.....	179
560A030.....	468
560A035.....	468
560A040.....	468
560A045.....	468
560A050.....	468
560A055.....	468
560A060.....	468
560A065.....	468
560A070.....	468
560A080.....	468
560A090.....	468
560A100.....	468
560A105.....	468
560A110.....	468
560A120.....	468
560A125.....	468
560A130.....	468
560A135.....	468
560A140.....	468
560A145.....	468
560A150.....	468
560A160.....	468
560A180.....	468
560A200.....	468
560A220.....	468
560A230.....	468
560A240.....	468
560A250.....	468
560A320.....	468
565A030.....	471
565A035.....	471
565A040.....	471
565A045.....	471
565A050.....	471
565A055.....	471
565A060.....	471
565A070.....	471
565A080.....	471
565A085.....	471
565A090.....	471
565A100.....	471
565A105.....	471
565A110.....	471
565A120.....	471
565A125.....	471
565A130.....	471
565A140.....	471
565A150.....	471
565A160.....	471
565A180.....	471
565A200.....	471
565A210.....	471
565A220.....	471

Order No. Page(s)

565A230.....	471
565A240.....	471
565A250.....	471
565A320.....	471
565A360.....	471
565A400.....	471
565A450.....	471
57-B 000.....	35
57-D 018.....	35
57-D 028.....	35
57-D 038.....	35
57-D 048.....	35
57-D 058.....	194
57-M 001.....	207
580A001.....	266
580A002.....	266
580A003.....	266
580A004.....	266
580A005.....	266
580A006.....	266
580A007.....	266
580A008.....	266
580A009.....	266
580A010.....	266
580A011.....	266
580A012.....	266
580A013.....	266
580A014.....	266
580A015.....	266
580A016.....	266
580A017.....	266
580A018.....	266
580A019.....	266
580A020.....	266
580A021.....	266
580A022.....	266
580A023.....	266
580A024.....	266
580A025.....	266
580A026.....	266
580A027.....	267
580A028.....	267
580A029.....	267
580A030.....	267
580A031.....	267
580A032.....	267
580A033.....	267
580A034.....	267
580A035.....	267
580A036.....	267
580A037.....	267
580A038.....	267
580A039.....	267
580A040.....	267
580A041.....	267
580A042.....	267
580A043.....	267
580A044.....	267
580A045.....	267
580A046.....	267
580A047.....	267
580A048.....	267
580A049.....	267
580A050.....	267
580A051.....	267
580A052.....	267
580A053.....	267
580A054.....	267
580A055.....	267
580A056.....	267
580A057.....	267
580A058.....	267
580A059.....	267

Order No. Page(s)

580A060.....	267
580E001.....	268
580E002.....	268
580E003.....	268
580E004.....	268
580E005.....	268
580E006.....	268
580E007.....	268
580E008.....	268
580E009.....	268
580E010.....	268
580E011.....	268
580E012.....	268
580E013.....	268
580E014.....	268
580E015.....	268
580E016.....	268
580E017.....	268
580E018.....	268
580E019.....	268
580E020.....	268
580E021.....	268
580E022.....	268
580E023.....	268
580E024.....	268
580E025.....	268
580E026.....	268
580E027.....	268
580E028.....	268
580E029.....	268
580E030.....	268
580E031.....	268
580E032.....	268
580E033.....	268
580E034.....	268
580E035.....	268
580E036.....	268
580E037.....	268
580E038.....	268
580E039.....	268
580E040.....	268
580E041.....	268
580E042.....	268
580E043.....	268
580E044.....	268
580E045.....	268
580E046.....	268
580E047.....	268
580E048.....	268
580E049.....	268
580E050.....	268
580E051.....	268
580E052.....	268
580E053.....	268
580E054.....	268
580E055.....	268
580E056.....	268
580E057.....	268
580E058.....	268
580E059.....	268
580E060.....	268
58-A 157.....	490
58-A 158.....	490
58-A 159.....	490
58-A 255.....	491
58-A 257.....	491
58-A 258.....	491
58-A 259.....	491
58-A 295.....	491
58-A 297.....	491
58-A 298.....	491
58-A 299.....	491
58-A 407.....	494

Order No. Page(s)

58-A 408.....	494
58-A 507.....	492
58-A 508.....	492
58-A 509.....	492
58-A 597.....	492
58-A 598.....	492
58-A 599.....	492
58-A 707.....	494
58-A 708.....	494
58-B 305.....	496
58-B 307.....	496
58-B 308.....	496
58-B 377.....	496
58-B 378.....	496
58-B 379.....	496
58-B 507.....	497
58-B 508.....	497
58-C 007.....	497
58-C 008.....	497
58-C 101.....	498
58-C 105.....	498
58-C 107.....	498
600A107.....	324
600A108.....	324
600A109.....	324
600A110.....	324
600A111.....	324
600A112.....	324
600A113.....	324
600A114.....	324
600A115.....	324
600A116.....	324
600A117.....	324
600A118.....	324
600A119.....	324
600A120.....	324
600A121.....	324
600A122.....	324
600A123.....	324
600A124.....	324
600A125.....	324
600A126.....	324
600A127.....	324
600A128.....	324
600A129.....	324
600A130.....	324
600A131.....	324
600A132.....	324
600A133.....	324
600A134.....	324
600A135.....	324
600A136.....	324
600A137.....	324
600A138.....	324
600A139.....	324
600A140.....	324
600A141.....	324
600A142.....	324
600A143.....	324
600A144.....	324
60G0000.....	346
60IDX.....	347
640A108A.....	472
640A112A.....	472
640A116A.....	472
640A120A.....	472
640A124A.....	472
640A128B.....	472
640A132B.....	472
640A136B.....	472
640A140B.....	472
640A140C.....	472
640A148B.....	472

Order No. Page(s)

640A148D.....	472
640A152D.....	472
640A156D.....	472
640A156E.....	472
640A160D.....	472
640A164D.....	472
640A164F.....	472
640A208F.....	472
640A216G.....	472
640A232G.....	472
642A116A.....	472
642A120A.....	472
642A124A.....	472
642A132B.....	472
642A140C.....	472
642A148D.....	472
642A164F.....	472
650A108A.....	473
650A112A.....	473
650A116A.....	473
650A120A.....	473
650A124A.....	473
650A128A.....	473
650A132B.....	473
650A140C.....	473
650A148C.....	473
650A148D.....	473
650A164F.....	473
665A108A.....	475
665A112A.....	475
665A116A.....	475
665A120A.....	475
665A124A.....	475
665A128D.....	475
665A132B.....	475
665A140C.....	475
665A164F.....	475
665A216G.....	475
670A108A.....	474
670A112A.....	474
670A116A.....	474
670A120A.....	474
670A124A.....	474
670A132B.....	474
670A140C.....	474
670A148D.....	474
670A148J.....	474
670A164F.....	474
670A216G.....	474
670A216J.....	474
670A232G.....	474
670A232J.....	474
670A264G.....	474
672A124A.....	474
672A132B.....	474
672A140C.....	474
675A124A.....	474
675A132B.....	474
675A148D.....	474
675A164F.....	474
675A216G.....	474
680A001.....	324
680A002.....	324
680A003.....	324
680A004.....	324
680A005.....	324
680A006.....	324
680A007.....	324
680A008.....	324
680A009.....	324
680A010.....	324
680A011.....	324
680A012.....	324

Order No. Page(s)

680A013.....	324
680A014.....	324
680A015.....	324
680A016.....	324
680A017.....	324
680A018.....	324
680A019.....	324
680A020.....	324
680A021.....	324
680A022.....	324
680A023.....	324
680A024.....	324
680A025.....	324
680A026.....	324
680A027.....	324
680A028.....	324
680A029.....	324
680A030.....	324
680A031.....	324
680A032.....	324
690A108A.....	473
690A110A.....	473
690A112A.....	473
690A114A.....	473
690A116A.....	473
690A118A.....	473
690A120A.....	473
690A124A.....	473
690A132B.....	473
690A140C.....	473
690A148D.....	473
695A108A.....	474
695A112A.....	474
695A116A.....	474
695A120A.....	474
695A124A.....	474
695A132B.....	474
695A140C.....	474
695A148D.....	474
6985.....	587
6986-GEL.....	587
6987.....	585
6987-GEL.....	585
6988-04.....	585
6990.....	587
6991.....	586
6991-01Q.....	586
6998.....	585
6999.....	587
700A001.....	326
700A002.....	326
700A003.....	326
700A004.....	326
700A005.....	326
700A006.....	326
700A007.....	326
700A008.....	326
700A009.....	326
700A010.....	326
700A011.....	326
700A012.....	326
700A013.....	326
700A014.....	326
700A015.....	326
700A016.....	326
700A017.....	326
700A018.....	326
700A019.....	326
700A020.....	326
700A021.....	326
700A022.....	326
700A023.....	326
700A024.....	326

Order No. Page(s)

700A025.....	326
700A026.....	326
700A027.....	326
700A028.....	326
700A029.....	326
700A030.....	326
700A031.....	326
700A032.....	326
700A033.....	326
700A034.....	326
700A035.....	326
700A036.....	326
700A037.....	326
700A038.....	326
700A039.....	326
700A040.....	326
700A041.....	326
700A042.....	326
700A043.....	326
700A044.....	326
700A045.....	326
700A046.....	326
700A047.....	326
700A048.....	326
700A049.....	326
700A050.....	326
700A051.....	326
700A052.....	326
700A053.....	326
700A054.....	326
700A055.....	326
700A056.....	326
700A057.....	326
700A058.....	326
700A059.....	326
700A060.....	326
700A102.....	325
700A103.....	325
700A104.....	325
700A105.....	325
700A106.....	325
700A107.....	325
700A108.....	325
700A109.....	325
700A110.....	325
700A111.....	325
700A112.....	325
700A113.....	325
700A114.....	325
700A115.....	325
700A116.....	325
700A117.....	325
700A118.....	325
700A119.....	325
700A120.....	325
700A121.....	325
700A122.....	325
700A123.....	325
700A124.....	325
700A125.....	325
700A126.....	325
700A127.....	325
700A128.....	325
700A129.....	325
700A130.....	325
700A131.....	325
700A132.....	325
700A501.....	325
700A502.....	325
700A503.....	325
700A504.....	325
700A505.....	325
700A506.....	325

Order No. Page(s)

700A507.....	325
700A508.....	325
700A509.....	325
700A510.....	325
700A511.....	325
700A512.....	325
700A513.....	325
700A514.....	325
700A515.....	325
700A516.....	325
700A517.....	325
700A518.....	325
700A519.....	325
700A520.....	325
700A521.....	325
700A522.....	325
700A523.....	325
700A524.....	325
700A525.....	325
700A526.....	325
70A041DC.....	405
70A041SC.....	405
70A042DC.....	405
70A042SC.....	405
70A043DC.....	405
70A043SC.....	405
70A051DC.....	405
70A051SC.....	405
70A052SC.....	405
70A052SDC.....	405
70A053DC.....	405
70A053SC.....	405
70A061DC.....	405
70A061SC.....	405
70A063DC.....	405
70A063SC.....	405
70A081DC.....	405
70A081SC.....	405
70B043DC.....	405
70B043SC.....	405
70B051DC.....	405
70B051SC.....	405
70BEC0DC.....	405
70BEC0SC.....	405
70C041DC.....	406
70C041SC.....	406
70C042DC.....	406
70C042SC.....	406
70C051DC.....	406
70C051SC.....	406
70C052DC.....	406
70C052SC.....	406
70C053DC.....	406
70C053SC.....	406
70C061DC.....	406
70C061SC.....	406
70C081DC.....	406
70C081SC.....	406
70D041DC.....	406
70D042DC.....	406
70D042SC.....	406
70D051DC.....	406
70D051SC.....	406
70D053DC.....	406
70D053SC.....	406
70D061DC.....	406
70D061SC.....	406
70D081DC.....	406
70E041DC.....	407
70E041SC.....	407
70E051DC.....	407
70E051SC.....	407

Order No. Page(s)

70E053DC.....	407
70E053SC.....	407
70E061DC.....	407
70E061SC.....	407
70E081DC.....	407
70E081SC.....	407
70F041DC.....	407
70F041SC.....	407
70F042DC.....	407
70F042SC.....	407
70F051DC.....	407
70F051SC.....	407
70F053DC.....	407
70F053SC.....	407
70F061DC.....	407
70F061SC.....	407
70F081DC.....	407
70F081SC.....	407
70G041DC.....	407
70G041SC.....	407
70G042DC.....	407
70G042SC.....	407
70G043DC.....	407
70G043SC.....	407
70G044DC.....	407
70G044SC.....	407
70G051DC.....	407
70G051SC.....	407
70G053DC.....	407
70G053SC.....	407
70G061DC.....	407
70G061SC.....	407
70G081DC.....	407
70G081SC.....	407
70H041DC.....	408
70H041SC.....	408
70H053DC.....	408
70H053SC.....	408
70J042DC.....	408
70J042SC.....	408
70K042DC.....	408
70K042SC.....	408
70L041DC.....	409
70L041SC.....	409
70L042DC.....	409
70L042SC.....	409
70L053DC.....	409
70L053SC.....	409
70L081DC.....	409
70L081SC.....	409
70M041DC.....	409
70M041SC.....	409
70M042DC.....	409
70M042SC.....	409
70M043DC.....	409
70M043SC.....	409
70M051DC.....	409
70M051SC.....	409
70M053DC.....	409
70M053SC.....	409
70M061DC.....	409
70M061SC.....	409
70N041DC.....	409
70N041SC.....	409
70N042DC.....	409
70N042SC.....	409
70N051DC.....	409
70N051SC.....	409
70N053DC.....	409
70N053SC.....	409
70N061DC.....	409
70N061SC.....	409
70N081DC.....	409

Order No. Page(s)

70N081SC.....	409
70S001DC.....	414
70S001SC.....	414
70S002DC.....	414
70S002SC.....	414
70S003DC.....	414
70S003SC.....	414
70S004DC.....	414
70S004SC.....	414
70S005DC.....	414
70S005SC.....	414
70S006DC.....	414
70S006SC.....	414
70S007DC.....	414
70S007SC.....	414
70S010NF.....	414
70S011DC.....	414
70S033DC.....	414
70S033SC.....	414
70S066DC.....	414
70S066SC.....	414
70S099DC.....	414
70S099SC.....	414
7100.....	586
7100-02.....	586
7101.....	586
7102.....	584
7102-GEL.....	584
7102-Q.....	584
7103.....	584
7103-01.....	585
7103-02.....	584
7103-04.....	585
7103-GEL.....	584
7103-Q.....	584
7104.....	590
7105.....	585
710A001.....	328
710A002.....	328
710A003.....	328
710A004.....	328
710A005.....	328
710A006.....	328
710A007.....	328
710A008.....	328
710A009.....	328
710A010.....	328
710A011.....	328
710A012.....	328
710A013.....	328
710A014.....	328
710A015.....	328
710A016.....	328
710A017.....	328
710A018.....	328
710A019.....	328
710A020.....	328
710A021.....	328
710A022.....	328
710A023.....	328
710A024.....	328
710A025.....	328
710A026.....	328
710A027.....	328
710A028.....	328
710A029.....	328
710A030.....	328
710A031.....	328
710A032.....	328
710A033.....	328
710A034.....	328
710A035.....	328
710A036.....	328

Order No. Page(s)

710A037	328
710A038	328
710A039	328
710A040	328
710A041	328
710A042	328
710A043	328
710A044	328
710A045	328
710A046	328
710A047	328
710A048	328
710A049	328
710A050	328
710A051	328
710A052	328
710A053	328
710A054	328
710A055	328
710A056	328
710A057	328
710A058	328
710A059	328
710A060	328
710A103	327
710A104	327
710A105	327
710A106	327
710A107	327
710A108	327
710A109	327
710A110	327
710A111	327
710A112	327
710A113	327
710A114	327
710A115	327
710A116	327
710A117	327
710A118	327
710A119	327
710A120	327
710A121	327
710A122	327
710A123	327
710A124	327
710A125	327
710A126	327
710A127	327
710A128	327
710A129	327
710A130	327
710A131	327
710A132	327
710A5	328
710A501	327
710A502	327
710A503	327
710A504	327
710A505	327
710A506	327
710A507	327
710A508	327
710A509	327
710A510	327
710A511	327
710A512	327
710A513	327
710A514	327
710A515	327
710A516	327
710A517	327
710A518	327

Order No. Page(s)

710A519	327
710A520	327
710A521	327
710A522	327
710A523	327
710A524	327
710A525	327
710A526	327
7111-01	590
7111-02	590
7115-01	588
7115-02	588
7115-03	588
7115-04	588
7130-01	589
7130-02	589
7130-03	589
7130-04	589
714A132B	476
714A132L	476
714A132M	476
714A140C	476
714A140L	476
714A140M	476
714A144C	476
714A148C	476
714A148D	476
714A148L	476
714A148M	476
714A152D	476
714A156D	476
714A156E	476
714A156L	476
714A156M	476
714A164D	476
714A164F	476
714A164L	476
714A164N	476
714A208D	476
714A208F	476
714A208L	476
714A216D	476
714A216G	476
714A216M	476
714A216N	476
714A224D	476
714A232D	476
714A232G	476
714A232L	476
714A232N	476
7160-01	588
7160-02	588
7160-03	588
7160-04	588
7170	589
7176-01	589
7176-02	589
7176-03	589
7176-04	589
7178-01	589
7178-02	589
7178-03	589
7178-04	589
7190-01	588
7190-02	588
7190-03	588
7190-04	588
7190-05	588
7195-01	588
7195-02	588
7195-03	588
7195-04	588
7195-05	588

Order No. Page(s)

720A001	330
720A002	330
720A003	330
720A004	330
720A005	330
720A006	330
720A007	330
720A008	330
720A009	330
720A010	330
720A011	330
720A012	330
720A013	330
720A014	330
720A015	330
720A016	330
720A017	330
720A018	330
720A019	330
720A020	330
720A021	330
720A022	330
720A023	330
720A024	330
720A025	330
720A026	330
720A027	330
720A028	330
720A029	330
720A030	330
720A031	330
720A032	330
720A033	330
720A034	330
720A035	330
720A036	330
720A037	330
720A038	330
720A039	330
720A040	330
720A041	330
720A042	330
720A043	330
720A044	330
720A045	330
720A046	330
720A047	330
720A048	330
720A049	330
720A050	330
720A051	330
720A052	330
720A053	330
720A054	330
720A055	330
720A056	330
720A057	330
720A058	330
720A059	330
720A060	330
720A103	329
720A104	329
720A105	329
720A106	329
720A107	329
720A108	329
720A109	329
720A110	329
720A111	329
720A112	329
720A113	329
720A114	329
720A115	329

Order No. Page(s)

720A116	329
720A117	329
720A118	329
720A119	329
720A120	329
720A121	329
720A122	329
720A123	329
720A124	329
720A125	329
720A126	329
720A127	329
720A128	329
720A129	329
720A130	329
720A131	329
720A132	329
720A501	329
720A502	329
720A503	329
720A504	329
720A505	329
720A506	329
720A507	329
720A508	329
720A509	329
720A510	329
720A511	329
720A512	329
720A513	329
720A514	329
720A515	329
720A516	329
720A517	329
720A518	329
720A519	329
720A520	329
720A521	329
720A522	329
720A523	329
720A524	329
720A525	329
720A526	329
720DX	347
7211	590
7211-03	590
7212-01	590
7212-02	590
7212-03	590
7212-04	590
725A108C	465
725A112C	465
725A116C	465
725A120C	465
725A124C	465
725A128C	465
725A132C	465
725A140C	465
725A148C	465
725A164C	465
72A102C	465
72A103C	465
72A104C	465
72A105C	465
72A106C	465
72A107C	465
72A108C	465
72A109C	465
72A110C	465
72A111C	465
72A112C	465
72A114C	465
72A116C	465

Order No. Page(s)

72A118C	465
72A120C	465
72A122C	465
72A124C	465
72A126C	465
72A128C	465
72A130C	465
72A132C	465
72A136C	465
72A140C	465
72A144C	465
72A148C	465
72A156C	465
72A164C	465
730A003	331
730A006	331
730A008	331
730A010	331
730A012	331
730A014	331
730A016	331
730A108	331
730A109	331
730A110	331
730A111	331
730A112	331
730A113	331
730A114	331
730A115	331
730A116	331
730A117	331
730A118	331
730A119	331
730A120	331
730A121	331
730A122	331
730A123	331
730A124	331
730A125	331
730A126	331
730A127	331
730A128	331
730A129	331
730A130	331
730A131	331
730A132	331
730A134	331
730A136	331
730A140	331
730A148	331
7311	590
735A108C	465
735A112C	465
735A116C	465
735A120C	465
735A124C	465
735A128C	465
735A132C	465
735A140C	465
735A148C	465
735A164C	465
73A102C	465
73A103C	465
73A104C	465
73A105C	465
73A106C	465
73A107C	465
73A108C	465
73A109C	465
73A110C	465
73A111C	465
73A112C	465
73A114C	465

Order No. Page(s)

73A116C	465
73A118C	465
73A120C	465
73A122C	465
73A124C	465
73A126C	465
73A128C	465
73A130C	465
73A132C	465
73A136C	465
73A140C	465
73A144C	465
73A148C	465
73A156C	465
73A164C	465
74A102C	465
74A103C	465
74A104C	465
74A105C	465
74A106C	465
74A107C	465
74A108C	465
74A109C	465
74A110C	465
74A112C	465
74A114C	465
74A116C	465
74A120C	465
74A124C	465
74A128C	465
74A132C	465
7500VX	568
750A102	332
750A103	332
750A104	332
750A105	332
750A106	332
750A107	332
750A108	332
750A109	332
750A110	332
750A111	332
750A112	332
750A114	332
750A116	332
750A118	332
750A120	332
750A122	332
750A124	332
750A126	332
750A128	332
750A130	332
750A132	332
75A102C	465
75A103C	465
75A104C	465
75A105C	465
75A106C	465
75A107C	465
75A108C	465
75A109C	465
75A110C	465
75A112C	465
75A114C	465
75A116C	465
75A120C	465
75A124C	465
75A128C	465
75A132C	465
765A108C	466
765A112C	466
765A116C	466
765A120C	466

Order No. Page(s)

765A124C	466
765A128C	466
765A132C	466
765A140C	466
765A148C	466
765A164C	466
76A102C	466
76A103C	466
76A104C	466
76A105C	466
76A106C	466
76A107C	466
76A108C	466
76A109C	466
76A110C	466
76A111C	466
76A112C	466
76A114C	466
76A116C	466
76A118C	466
76A120C	466
76A122C	466
76A124C	466
76A126C	466
76A128C	466
76A130C	466
76A132C	466
76A136C	466
76A140C	466
76A144C	466
76A148C	466
76A156C	466
76A164C	466
775A108C	466
775A112C	466
775A116C	466
775A120C	466
775A124C	466
775A128C	466
775A132C	466
775A140C	466
775A148C	466
775A164C	466
77A102C	466
77A103C	466
77A104C	466
77A105C	466
77A106C	466
77A107C	466
77A108C	466
77A109C	466
77A110C	466
77A111C	466
77A112C	466
77A114C	466
77A116C	466
77A118C	466
77A120C	466
77A122C	466
77A124C	466
77A126C	466
77A128C	466
77A130C	466
77A132C	466
77A136C	466
77A140C	466
77A144C	466
77A148C	466
77A156C	466
77A164C	466
7A108ADC	405
7A108ASC	405
7A108BDC	405

Order No. Page(s)

7A108BSC	405
7A112ADC	405
7A112ASC	405
7A116ADC	405
7A116ASC	405
7A116BDC	405
7A116BSC	405
7A120ADC	405
7A120ASC	405
7A120BDC	405
7A120BSC	405
7A124ADC	405
7A124ASC	405
7A124BDC	405
7A124BSC	405
7A124CDC	405
7A124CSC	405
7A128BDC	405
7A128BSC	405
7A132BDC	405
7A132BSC	405
7A140BDC	405
7A140BSC	405
7A148ADC	405
7A148ASC	405
7A148BDC	405
7A148BSC	405
7A164BDC	405
7A164BSC	405
7A43L2DC	405
7A43L2SC	405
7A43L3DC	405
7A43L3SC	405
7AAL116	412
7AAL124	412
7AAL132	412
7AAL140	412
7AAL148	412
7AX116DC	405
7AX116SC	405
7AX124DC	405
7AX124SC	405
7AX132DC	405
7AX132SC	405
7B108ADC	405
7B108ASC	405
7B108BDC	405
7B108BSC	405
7B112ADC	405
7B112ASC	405
7B116ADC	405
7B116ASC	405
7B116BDC	405
7B116BSC	405
7B120ADC	405
7B120ASC	405
7B120BDC	405
7B120BSC	405
7B124ADC	405
7B124ASC	405
7B124BDC	405
7B124BSC	405
7B124CDC	405
7B124CSC	405
7B128BDC	405
7B128BSC	405
7B132BDC	405
7B132BSC	405
7B140BDC	405
7B140BSC	405
7B148ADC	405
7B148ASC	405
7B148BDC	405

Order No. Page(s)

7B148BSC	405
7B164BDC	405
7B164BSC	405
7C108ADC	406
7C108ASC	406
7C108BDC	406
7C108BSC	406
7C112ADC	406
7C112ASC	406
7C116ADC	406
7C116ASC	406
7C116BDC	406
7C116BSC	406
7C120ADC	406
7C120ASC	406
7C120BDC	406
7C120BSC	406
7C124ADC	406
7C124ASC	406
7C124BDC	406
7C124BSC	406
7C124CDC	406
7C124CSC	406
7C128BDC	406
7C128BSC	406
7C132BDC	406
7C132BSC	406
7C140BDC	406
7C140BSC	406
7C148BDC	406
7C148BSC	406
7C164BDC	406
7C164BSC	406
7C42L2DC	406
7C42L2SC	406
7C42L3DC	406
7C42L3SC	406
7CAL116	412
7CAL124	412
7CAL132	412
7CAL140	412
7CAL148	412
7CX116DC	406
7CX116SC	406
7CX124DC	406
7CX124SC	406
7CX132DC	406
7CX132SC	406
7D108ADC	406
7D108ASC	406
7D112ADC	406
7D112ASC	406
7D116ADC	406
7D116ASC	406
7D120ADC	406
7D120ASC	406
7D124ADC	406
7D124ASC	406
7D128ADC	406
7D128ASC	406
7D132ADC	406
7D132ASC	406
7D140ADC	406
7D140ASC	406
7D148ADC	406
7D148ASC	406
7D164ADC	406
7D164ASC	406
7D42L2DC	406
7D42L2SC	406
7D42L3DC	406
7D42L3SC	406
7DAL116	412

Order No. Page(s)

7DAL124	412
7DAL132	412
7DAL140	412
7DAL148	412
7DX116DC	406
7DX116SC	406
7DX124DC	406
7DX124SC	406
7DX132DC	406
7DX132SC	406
7E112ADC	407
7E112ASC	407
7E116ADC	407
7E116ASC	407
7E120ADC	407
7E120ASC	407
7E124ADC	407
7E124ASC	407
7E132ADC	407
7E132ASC	407
7E140ADC	407
7E140ASC	407
7E148ADC	407
7E148ASC	407
7E41L2DC	407
7E41L2SC	407
7E41L3DC	407
7E41L3SC	407
7EAL116	412
7EAL124	412
7EAL132	412
7EAL140	412
7EAL148	412
7EX116DC	407
7EX116SC	407
7EX124DC	407
7EX124SC	407
7EX132DC	407
7EX132SC	407
7F108ADC	407
7F108ASC	407
7F108BDC	407
7F108BSC	407
7F116ADC	407
7F116ASC	407
7F116BDC	407
7F116BSC	407
7F124ADC	407
7F124ASC	407
7F128ADC	407
7F128ASC	407
7F132ADC	407
7F132ASC	407
7F132BDC	407
7F132BSC	407
7F140ADC	407
7F140ASC	407
7F148ADC	407
7F148ASC	407
7F148BDC	407
7F148BSC	407
7F148CDC	407
7F148CSC	407
7F42L2DC	407
7F42L2SC	407
7F42L3DC	407
7F42L3SC	407
7FAL116	412
7FAL124	412
7FAL132	412
7FAL140	412
7FAL148	412
7FX116DC	407

Order No. Page(s)

7FX116SC	407
7FX124DC	407
7FX124SC	407
7FX132DC	407
7FX132SC	407
7G116ADC	407
7G116ASC	407
7G116BDC	407
7G116BSC	407
7G120ADC	407
7G120ASC	407
7G124ADC	407
7G124ASC	407
7G132ADC	407
7G132ASC	407
7G132BDC	407
7G132BSC	407
7G140ADC	407
7G140ASC	407
7G148ADC	407
7G148ASC	407
7G148BDC	407
7G148BSC	407
7G44L2DC	407
7G44L2SC	407
7G44L3DC	407
7G44L3SC	407
7GX116DC	407
7GX116SC	407
7GX124DC	407
7GX124SC	407
7GX132DC	407
7GX132SC	407
7H116ADC	408
7H116ASC	408
7H120ADC	408
7H120ASC	408
7H132ADC	408
7H132ASC	408
7H140ADC	408
7H140ASC	408
7H148ADC	408
7H148ASC	408
7H41L2DC	408
7H41L2SC	408
7H41L3DC	408
7H41L3SC	408
7HX120DC	408
7HX120SC	408
7HX132DC	408
7HX132SC	408
7J116ADC	408
7J116ASC	408
7J120ADC	408
7J120ASC	408
7J124ADC	408
7J124ASC	408
7J132DC	408
7J132ASC	408
7J140ADC	408
7J140ASC	408
7J141ADC	408
7J148ASC	408
7J164ADC	408
7J164ASC	408
7K116ADC	408
7K116ASC	408
7K120ADC	408
7K120ASC	408
7K124ADC	408
7K124ASC	408
7K132ADC	408
7K132ASC	408

Order No. Page(s)

7K140ADC	408
7K140ASC	408
7K148ADC	408
7K148ASC	408
7K164ADC	408
7K164ASC	408
7L116ADC	409
7L116ASC	409
7L120ADC	409
7L120ASC	409
7L124ADC	409
7L124ASC	409
7L132ADC	409
7L132ASC	409
7L140ADC	409
7L140ASC	409
7L140BDC	409
7L140BSC	409
7L148ADC	409
7L148ASC	409
7L42L2DC	409
7L42L2SC	409
7L42L3DC	409
7L42L3SC	409
7LAL116	412
7LAL124	412
7LAL132	412
7LAL140	412
7LAL140A	412
7LX116DC	409
7LX116SC	409
7LX124DC	409
7LX124SC	409
7LX132DC	409
7LX132SC	409
7M116ASC	409
7M116BDC	409
7M116BSC	409
7M116CDC	409
7M116CSC	409
7M116DDC	409
7M116DDC	409
7M116DSC	409
7M11EWJC	409
7M124ADC	409
7M124ASC	409
7M124BDC	409
7M124BSC	409
7M132ADC	409
7M132ASC	409
7M140ADC	409
7M140ASC	409
7M42L2DC	409
7M42I2SC	409
7M42L3DC	409
7M42L3SC	409
7N116ADC	409
7N116ASC	409
7N116EDC	409
7N116ESC	409
7N124ADC	409
7N124ASC	409
7N124EDC	409
7N124ESC	409
7N132ADC	409
7N132ASC	409
7N132EDC	409
7N132ESC	409
7N140ADC	409
7N140ASC	409
7N148ADC	409
7N148ASC	409
7N148EDC	409
7N148ESC	409

Order No. Page(s)

800A0035.....	253
800A0040.....	253
800A0045.....	253
800A0050.....	253
800A0055.....	253
800A0060.....	253
800A0065.....	253
800A0070.....	253
800A0075.....	253
800A0080.....	253
800A0085.....	253
800A0090.....	253
800A0095.....	253
800A0100.....	253
800A0105.....	253
800A0110.....	253
800A0115.....	253
800A0120.....	253
800A0125.....	253
800A0130.....	253
800A0135.....	253
800A0140.....	253
800A0145.....	253
800A0150.....	253
800A0155.....	253
800A0160.....	253
800A0165.....	253
800A0170.....	253
800A0175.....	253
800A0180.....	253
800A0185.....	253
800A0190.....	253
800A0195.....	253
800A0200.....	253
800A0205.....	254
800A0210.....	254
800A0215.....	254
800A0220.....	254
800A0225.....	254
800A0230.....	254
800A0235.....	254
800A0240.....	254
800A0245.....	254
800A0250.....	254
800A0260.....	254
800A0270.....	254
800A0275.....	254
800A0280.....	254
800A0290.....	254
800A0300.....	254
800A0310.....	254
800A0320.....	254
800A0325.....	254
800A0330.....	254
800A0340.....	254
800A0350.....	254
800A0360.....	254
800A0370.....	254
800A0375.....	254
800A0380.....	254
800A0390.....	254
800A0400.....	254
800A0410.....	254
800A0420.....	254
800A0425.....	254
800A0430.....	254
800A0440.....	254
800A0450.....	254
800A0460.....	254
800A0470.....	254
800A0475.....	254
800A0480.....	254
800A0490.....	254

Order No. Page(s)

800A0500.....	254
800A0510.....	254
800A0520.....	254
800A0525.....	254
800A0530.....	254
800A0540.....	254
800A0550.....	254
800A0560.....	254
800A0570.....	254
800A0575.....	254
800A0580.....	254
800A0590.....	254
800A0600.....	254
800A0610.....	254
800A0620.....	254
800A0625.....	254
800A0630.....	254
800A0640.....	254
800A0650.....	254
800A0660.....	254
800A0670.....	254
800A0675.....	254
800A0680.....	254
800A0690.....	254
800A0700.....	254
800A0710.....	254
800A0720.....	254
800A0730.....	254
800A0740.....	254
800A0750.....	254
800A0760.....	254
800A0770.....	254
800A0775.....	254
800A0780.....	254
800A0790.....	254
800A0800.....	254
800A0810.....	254
800A0820.....	254
800A0825.....	254
800A0830.....	254
800A0840.....	254
800A0850.....	254
800A0860.....	254
800A0870.....	254
800A0875.....	254
800A0880.....	254
800A0890.....	254
800A0900.....	254
800A0910.....	254
800A0920.....	254
800A0925.....	254
800A0930.....	254
800A0940.....	254
800A0950.....	254
800A0960.....	254
800A0970.....	254
800A0975.....	254
800A0980.....	254
800A0990.....	254
800A1000.....	254
800A1050.....	254
800A1100.....	254
800A1150.....	254
800A1200.....	254
800A1250.....	254
800A13.....	254, 281
800A1300.....	254
800A19.....	254, 281
800A2018.....	388
800A25.....	254, 281
800DX.....	347
8300.....	591
8300-01.....	591

Order No. Page(s)

8300-01L.....	591
8300-90.....	591
8300-95.....	591
8310-95.....	591
8400-100.....	591
8400-50.....	591
8401-03.....	592
8401-04.....	592
8401-05.....	592
8402.....	592
8405.....	592
8405-01.....	592
8405-50.....	592
8405-51.....	592
8405-53.....	592
8405-53V.....	592
8405-54.....	592
8405-55.....	592
8405-59.....	592
8406.....	593
8406-01.....	593
8407.....	593
8408.....	593
8411-01.....	593
8413-03.....	591
8413-04.....	591
8413-05.....	591
8413-11.....	591
8414-11.....	591
890A001.....	340
890A002.....	340
890A003.....	340
890A004.....	340
890A005.....	340
895A001.....	340
895A002.....	340
895A003.....	340
895A004.....	340
895SET.....	340
800A0725.....	254
9000E001.....	345
9000E002.....	345
9000E003.....	345
9000E004.....	345
9000E005.....	345
9000E006.....	345
9000E007.....	345
9000E008.....	345
9000E009.....	345
9000EDS.....	345
9000ESET.....	345
900A116.....	312
900A118.....	312
900A120.....	312
900A122.....	312
900A123.....	312
900A124.....	312
900A125.....	312
900A126.....	312
900A127.....	312
900A128.....	312
900A129.....	312
900A130.....	312
900A131.....	312
900A132.....	312
900A133.....	312
900A134.....	312
900A135.....	312
900A136.....	312
900A137.....	312
900A138.....	312
900A139.....	312
900A140.....	312

Order No. Page(s)

900A141.....	312
900A142.....	312
900A143.....	312
900A144.....	312
900A145.....	312
900A146.....	312
900A147.....	312
900A148.....	312
900A149.....	312
900A150.....	312
900A151.....	312
900A152.....	312
900A153.....	312
900A154.....	312
900A155.....	312
900A156.....	312
900A157.....	312
900A158.....	312
900A159.....	312
900A160.....	312
900A161.....	312
900A162.....	312
900A163.....	312
900A164.....	312
9100-100.....	540
9100-25.....	540
9100-50.....	540
9101-100.....	532
9101-100B.....	540
9101-25.....	532
9101-25B.....	540
9101-50.....	532
9101-50B.....	540
912CT32D.....	423, 427
912N32D.....	423, 427
912SE32D.....	423, 427
91CT001.....	427
91CT002.....	427
91CT136.....	427
91CT140.....	427
91CT144.....	427
91CT148.....	427
91CT152.....	427
91CT156.....	427
91CT160.....	427
91CT164.....	427
91CT204.....	427
91CT208.....	427
91CT212.....	427
91CT216.....	427
91CT220.....	427
91CT224.....	427
91N128.....	426
91N132.....	426
91N136.....	426
91N140.....	426
91N144.....	426
91N148.....	426
91N152.....	426
91N156.....	426
91N160.....	426
91N164.....	426
91N204.....	426
91N208.....	426
91N212.....	426
91N216.....	426
91N220.....	426
91N224.....	426
91N228.....	426
91N232.....	426
91N236.....	426
91N240.....	426
91N244.....	426

Order No.	Page(s)
91N248	426
91N252	426
91N256	426
91N260	426
91N264	426
91N304	426
91N308	426
91N312	426
91N316	426
91N320	426
91N324	426
91N328	426
91N332	426
91N75	427
91SE001	422, 426
91SE002	422, 426
91SE003	422, 426
91SE128	422
91SE128K	422
91SE132	422
91SE132K	422
91SE136	422
91SE136K	422
91SE140	422
91SE140K	422
91SE144	422
91SE144K	422
91SE148	422
91SE148K	422
91SE152	422
91SE152K	422
91SE156	422
91SE156K	422
91SE160	422
91SE160K	422
91SE164	422
91SE164K	422
91SE204	422
91SE204K	422
91SE208	422
91SE208K	422
91SE212	422
91SE212K	422
91SE216	422
91SE216K	422
91SE220	422
91SE220K	422
91SE224	422
91SE224K	422
91SE228	422
91SE228K	422
91SE232	422
91SE232K	422
91SE236	422
91SE240	422
91SE244	422
91SE248	422
91SE252	422
91SE256	422
91SE260	422
91SE264	422
91SE304	422
91SE308	422
91SE312	422
91SE316	422
91SE320	422
91SE324	422
91SE328	422
91SE332	422
91SE336	422
91SE340	422
91SE344	422
91SE348	422

Order No.	Page(s)
91SE352	422
91SE356	422
91SE360	422
91SE364	422
91SE404	422
91SE408	422
91SE412	422
91SE416	422
91SE420	422
91SE424	422
91SE428	422
91SE432	422
91SE436	422
91SE440	422
91SE444	422
91SE448	422
91SE452	422
91SE456	422
91SE460	422
91SE464	422
91SE7S	427
9200-01	515
9200-01A	521
9200-01AE	521
9200-01CA	525
9200-02	515
9200-02A	521
9200-02AE	521
9200-02CA	525
9200-03	515
9205-01	515
9205-02	515
9205-03	515
9210-01	515
9210-02	515
9210-03	515
9215-01	515
9215-02	515
9215-03	515
9220-01	515
9220-02	515
9221-01A	521
9221-01AE	521
9221-01CA	525
9221-02A	521
9221-02AE	521
9221-02CA	525
9222-01A	521
9222-01AE	521
9222-01CA	525
9222-02A	521
9222-02AE	521
9222-02CA	525
9230-01	515
9230-02	515
9245-01	515, 543
9245-02	515, 543
9247-01	516, 543
9247-02	516, 543
9248-01	516, 544
9248-02	516, 544
9249-01	517, 544
9249-02	517, 544
9250-01	516, 543
9250-02	516, 543
9251-01	517, 544
9251-02	517, 544
9285-01	547
92CT001	427
92CT002	427
92CT136	427
92CT140	427
92CT144	427

Order No.	Page(s)
92CT148	427
92CT152	427
92CT156	427
92CT160	427
92CT164	427
92CT204	427
92CT208	427
92CT212	427
92CT216	427
92CT220	427
92CT224	427
92CT228	427
92CT232	427
92CT236	427
92CT240	427
92CT244	427
92CT248	427
92CT252	427
92CT256	427
92CT260	427
92CT264	427
92CT308	427
92CT316	427
92CT324	427
92N128	426
92N132	426
92N136	426
92N140	426
92N144	426
92N148	426
92N152	426
92N156	426
92N160	426
92N164	426
92N204	426
92N208	426
92N212	426
92N216	426
92N220	426
92N224	426
92N228	426
92N232	426
92N236	426
92N240	426
92N244	426
92N248	426
92N252	426
92N256	426
92N260	426
92N264	426
92N304	426
92N308	426
92N312	426
92N316	426
92SE001	422, 426
92SE002	422, 426
92SE003	422, 426
92SE128	422
92SE128K	422
92SE132	422
92SE132K	422
92SE136	422
92SE136K	422
92SE140	422
92SE140K	422
92SE144	422
92SE144K	422
92SE148	422
92SE148K	422
92SE152	422
92SE152K	422
92SE156	422
92SE156K	422

Order No.	Page(s)
92SE160	422
92SE160K	422
92SE164	422
92SE164K	422
92SE204	422
92SE204K	422
92SE208	422
92SE208K	422
92SE212	422
92SE212K	422
92SE216	422
92SE216K	422
92SE220	422
92SE220K	422
92SE224	422
92SE224K	422
92SE228	422
92SE228K	422
92SE232	422
92SE232K	422
92SE236	422
92SE240	422
92SE244	422
92SE248	422
92SE252	422
92SE256	422
92SE260	422
92SE264	422
92SE304	422
92SE308	422
92SE312	422
92SE316	422
92SE320	422
92SE324	422
92SE328	422
92SE332	422
92SE336	422
92SE340	422
92SE344	422
92SE348	422
92SE352	422
92SE356	422
92SE360	422
92SE364	422
92SE404	422
92SE408	422
92SE412	422
92SE416	422
92SE420	422
92SE424	422
92SE428	422
92SE432	422
92SE436	422
92SE440	422
92SE444	422
92SE448	422
92SE452	422
92SE456	422
92SE460	422
92SE464	422
9350-03	529
9350-04	529
93N148	426
93N152	426
93N156	426
93N160	426
93N164	426
93N204	426
93N208	426
93N212	426
93N216	426
93N220	426
93N224	426

Order No. Page(s)

93N228.....	426
93N232.....	426
93N236.....	426
93N240.....	426
93N244.....	426
93N248.....	426
93N252.....	426
93N256.....	426
93N260.....	426
93N264.....	426
93N304.....	426
93N308.....	426
93N312.....	426
93N316.....	426
93SE001.....	423, 426
93SE003.....	423
93SE148.....	423
93SE152.....	423
93SE156.....	423
93SE160.....	423
93SE164.....	423
93SE204.....	423
93SE208.....	423
93SE212.....	423
93SE216.....	423
93SE220.....	423
93SE224.....	423
93SE228.....	423
93SE232.....	423
93SE236.....	423
93SE240.....	423
93SE244.....	423
93SE248.....	423
93SE252.....	423
93SE256.....	423
93SE260.....	423
93SE264.....	423
93SE304.....	423
93SE308.....	423
93SE312.....	423
93SE316.....	423
93SE320.....	423
93SE324.....	423
93SE328.....	423
93SE332.....	423
93SE336.....	423
93SE340.....	423
93SE344.....	423
93SE348.....	423
93SE352.....	423
93SE356.....	423
93SE360.....	423
93SE364.....	423
93SE404.....	423
93SE408.....	423
93SE412.....	423
93SE416.....	423
93SE420.....	423
93SE424.....	423
93SE428.....	423
93SE432.....	423
93SE436.....	423
93SE440.....	423
93SE444.....	423
93SE448.....	423
93SE452.....	423
93SE456.....	423
93SE460.....	423
93SE464.....	423
9400-24.....	643
9400-26.....	643
9401.....	642
9401-05.....	642

Order No. Page(s)

9401-10.....	643
9401-12.....	642
9401-20.....	640
9401-25.....	640
9401-25A.....	640
9401-26.....	640
9401-26A.....	640
9401-27.....	640
9401-27A.....	640
9401-28.....	641
9401-28S.....	641
9401-29.....	641
9401-30.....	641
9401-31.....	641
9401-32.....	641
9401-33.....	641
9401-35.....	640
9401-36.....	643
9401-40.....	640
9401-45.....	640
9401-50.....	647
9401-66.....	646
9401-88.....	646
9402-66.....	646
9402-88.....	646
9403.....	648
9403-01.....	648
9403-03.....	648
9403-05.....	648
9403-10.....	647
9403-11.....	647
9403-66.....	646
9404-02.....	644
9404-04.....	644
9404-50.....	644
9406-24A.....	643
9406-36A.....	643
9450.....	638
9450-AM.....	638
9450-CP.....	638
9450-F95.....	638
9450-FHE.....	638
9450-HE.....	638
9450-PF.....	638
94SE001.....	423
94SE003.....	423
94SE148.....	423
94SE152.....	423
94SE156.....	423
94SE160.....	423
94SE164.....	423
94SE204.....	423
94SE208.....	423
94SE212.....	423
94SE216.....	423
94SE220.....	423
94SE224.....	423
94SE228.....	423
94SE232.....	423
94SE236.....	423
94SE240.....	423
94SE244.....	423
94SE248.....	423
94SE252.....	423
94SE256.....	423
94SE260.....	423
94SE264.....	423
94SE304.....	423
94SE308.....	423
94SE312.....	423
94SE316.....	423
94SE320.....	423
94SE324.....	423

Order No. Page(s)

94SE328.....	423
94SE332.....	423
94SE336.....	423
94SE340.....	423
94SE344.....	423
94SE348.....	423
94SE352.....	423
94SE356.....	423
94SE360.....	423
94SE364.....	423
94SE404.....	423
94SE408.....	423
94SE412.....	423
94SE416.....	423
94SE420.....	423
94SE424.....	423
94SE428.....	423
94SE432.....	423
94SE436.....	423
94SE440.....	423
94SE444.....	423
94SE448.....	423
94SE452.....	423
94SE456.....	423
94SE460.....	423
94SE464.....	423
9500-01.....	629, 630
9500-15.....	629
9500-15EX.....	629
9500-15EXSB.....	633
9500-15SB.....	633
9500-25.....	629
9500-25EX.....	629
9500-25EXSB.....	633
9500-25SB.....	633
9500-34.....	630
9500-35.....	629
9500-45.....	629, 633
9500-500.....	633
9500-55.....	633
9500-Y.....	630
9502.....	626
9503.....	626
9503-03.....	630
9503-06.....	630
9503-E.....	626
9504.....	625
9504-50.....	625
9504-50E.....	625
9505.....	626
9505-50.....	627
9506.....	618
9506-01.....	618
9506-25.....	618
9507.....	626
9508.....	627
9509.....	621
9509-01.....	621
9509-01E.....	621
9509-50.....	621
9509-50E.....	621
9510-50.....	634
9510-55.....	634
9510-60.....	634
9510-65.....	634
9513.....	618
9513-05.....	619
9513-05E.....	619
9513-E.....	618
9514.....	618
9514-05.....	619
9514-05E.....	619
9514-06.....	619

Order No. Page(s)

9514-06E.....	619
9514-25.....	618
9514-25E.....	618
9514-E.....	618
9515.....	622
9515-01.....	622
9515-50EX.....	622
9515-50EXE.....	622
9515-DC.....	622
9515-E.....	622
9516.....	622
9518-03.....	628, 629
9518-03S.....	628, 629
9518-06.....	628, 629
9518-08.....	628, 629
9518-10.....	628, 629
9518-13.....	629
9518-13S.....	629
9518-13S (plastic).....	628
9518-16.....	629
9518-16 (plastic).....	628
9518-18.....	629
9518-18 (plastic).....	628
9518-20.....	629
9518-24.....	629
9519-03.....	635
9520-03M.....	627
9520-04M.....	627
9520-05M.....	627
9520-07M.....	627
9520-09M.....	621
9520-14M.....	619
9520-33M.....	610
9520-3512M.....	617
9520-358M.....	617
9520-36M.....	610
9520-3912M.....	614
9520-398M.....	614
9520-43M.....	611
9520-46M.....	611
9520-50M.....	627
9525.....	623
9525-01.....	623
9525-01E.....	623
9525-50.....	623
9525-50EX.....	623
9525-50EXE.....	623
9525-E.....	623
9529.....	621
9529-06M.....	619
9530.....	624
9532-15.....	608
9532-15E.....	608
9532-25.....	608
9532-25E.....	608
9533.....	608
9533-15.....	609
9533-15E.....	609
9533-25.....	609
9533-25E.....	609
9533-50.....	609
9533-50E.....	609
9533-E.....	608
9534.....	620
9534-15.....	620
9534-15C.....	620
9534-25.....	620
9534-25C.....	620
9535-08.....	616
9535-08DC.....	616
9535-08L.....	616
9535-08LDC.....	616
9535-12.....	617

Order No. Page(s)

9535-12DC.....	617
9535-12LDC.....	617
9535-12L.....	617
9536.....	608
9536-15.....	609
9536-25.....	609
9536-50.....	609
9537.....	620
9537-15.....	620
9537-25.....	620
9538.....	608
9538-15.....	609
9538-15E.....	609
9538-25.....	609
9538-25E.....	609
9538-50.....	609
9538-50E.....	609
9538-E.....	608
9539-08.....	613
9539-08L.....	615
9539-12.....	613
9539-12DC.....	613
9539-12EX.....	613
9539-12EXL.....	615
9539-12I.....	615
9539-16.....	614
9539-16DC.....	614
9539-16EX.....	614
9540-50.....	630
9540-50EX.....	630
9540-60EX.....	630
9541-05.....	637
9541-10.....	637
9541-18.....	636
9541-22.....	636
9543.....	610
9543-15.....	610
9543-15E.....	610
9543-25.....	610
9543-25E.....	610
9543-E.....	610
9546.....	610
9546-15.....	610
9546-25.....	610
9548.....	611
9548-15.....	611
9548-15E.....	611
9548-25.....	611
9548-25E.....	611
9548-E.....	611
9550-01.....	630
9550-15EXSB.....	633
9550-15SB.....	633
9550-25EXSB.....	633
9550-25SB.....	633
9550-50.....	630
9550-55.....	633
9550-Y.....	630
9553.....	612
9553-15.....	612
9553-25.....	612
9556.....	612
9556-15.....	612
9556-25.....	612
9558.....	612
9558-15.....	612
9558-25.....	612
95CT001.....	436
95CT002.....	436
95CT003.....	436
95CT004.....	436
95CT136.....	436
95CT140.....	436

Order No. Page(s)

95CT144.....	436
95CT148.....	436
95CT152.....	436
95CT156.....	436
95CT160.....	436
95CT164.....	436
95CT204.....	436
95CT208.....	436
95CT212.....	436
95CT216.....	436
95CT220.....	436
95CT224.....	436
95CT228.....	436
95CT232.....	436
95CT236.....	436
95CT240.....	436
95CT244.....	436
95CT248.....	436
95CT252.....	436
95CT256.....	436
95CT260.....	436
95CT264.....	436
95CT304.....	436
95CT308.....	436
95CT312.....	436
95CT316.....	436
95CT320.....	436
95CT324.....	436
95CT328.....	436
95CT332.....	436
95CT336.....	436
95CT340.....	436
95CT344.....	436
95CT348.....	436
95CT352.....	436
95CT356.....	436
95CT360.....	436
95CT364.....	436
95CT416.....	436
95CT432.....	436
95CT440.....	436
95CT448.....	436
95CT464.....	436
95CT6S.....	436
9600-01.....	629
9600-15.....	629
9600-15EX.....	629
9600-25.....	629
9600-25EX.....	629
9600-36.....	629
9600-45.....	629
9600-50.....	629, 630
9600-500.....	633
9600-55.....	630
9600-Y.....	630
9650-01.....	630
9650-Y.....	630
96CT001.....	436
96CT002.....	436
96CT003.....	436
96CT004.....	436
96CT136.....	436
96CT140.....	436
96CT144.....	436
96CT148.....	436
96CT152.....	436
96CT156.....	436
96CT160.....	436
96CT164.....	436
96CT204.....	436
96CT208.....	436
96CT212.....	436
96CT216.....	436

Order No. Page(s)

96CT220.....	436
96CT224.....	436
96CT228.....	436
96CT232.....	436
96CT236.....	436
96CT240.....	436
96CT244.....	436
96CT248.....	436
96CT252.....	436
96CT256.....	436
96CT260.....	436
96CT264.....	436
96CT308.....	436
96CT316.....	436
96CT324.....	436
96CT332.....	436
96CT340.....	436
96CT348.....	436
96CT356.....	436
96CT364.....	436
96CT416.....	436
96CT432.....	436
96CT440.....	436
96CT448.....	436
96CT464.....	436
96CT532.....	436
96CT6S.....	436
9700-26.....	630
9700-65.....	514
9801.....	604
9801-88.....	604
9804-14.....	604
9804-16.....	604
9804-17.....	604
9804-20.....	604
9804-21.....	604
9806.....	513
9815-EF.....	519
9815-EFE.....	519
9820-HP.....	530
9820-LP.....	514
9821.....	513
9821-E.....	513
9825-EF.....	523
9832 (TE).....	513
9832-E.....	513
9833 (EX).....	513
9833-E.....	513
9850.....	513
9871-01.....	530
9871-01EC.....	530
9871-02.....	529
9871-03.....	530
9871-03EC.....	530
9871-50E.....	530
9872.....	528
9872-40.....	528
9872-40W/O.....	528
9872-60.....	529
9872-61.....	529
9872-62.....	529
9872-W/O.....	528
9873.....	528
9873-40.....	528
9874-EFC.....	531
9874-MR.....	528
9874-W/O.....	529
9875.....	528
9875-40.....	528
9875-40W/O.....	528
9875-W/O.....	528
9876-MR.....	528
9878.....	528

Order No. Page(s)

9878-100.....	527, 528
9878-150.....	527, 528
9878-151.....	527, 528
9878-40.....	528
9878-40W/O.....	528
9878-EFC.....	531
9878-W/O.....	528
9890-02.....	512
9890-04.....	512
9891-01.....	512
9892-01.....	512
9892-02.....	512
9892-04.....	512
9900-40.....	514
9900-45.....	514
9901.....	506
9901-25.....	506
9902.....	506
9902-C.....	506
9902-CV.....	506
9902-EF.....	520, 524
9902-HC.....	506
9903.....	508, 541
9903-25.....	541
9903-C.....	508, 541
9903-CV.....	508, 541
9903-D.....	508, 541
9903-HC.....	508, 541
9904.....	509, 541
9904-25.....	509, 541
9904-35.....	510, 540
9904-36.....	554
9904-C.....	509, 541
9904-CV.....	509, 541
9904-CVW.....	509, 542
9904-CVWB.....	510, 542
9904-CW.....	509, 542
9904-CWVB.....	510, 542
9904-D.....	509, 541
9904-DW.....	509, 542
9904-DWB.....	510, 542
9904-HC.....	509, 541
9904-HCW.....	509, 542
9904-HCWB.....	510, 542
9904-W.....	509, 542
9904-WB.....	510, 542
9907-CG.....	509, 541
9907-CVG.....	509, 541
9907-CVWADF.....	510, 542
9907-CWADF.....	510, 542
9907-DG.....	509, 541
9907-DWADF.....	510, 542
9907-G.....	509, 541
9907-HCG.....	509, 541
9907-HCWADF.....	510, 542
9907-WADF.....	510, 542
9909-03.....	508
9909-03C.....	508
9909-10.....	508
9909-11.....	508
9909-CHD.....	508
9909-CRD.....	508
9909-CSD.....	508
9909-CVHD.....	508
9909-CVHD.....	508
9909-CVSD.....	508
9909-HCHD.....	508
9909-HCRD.....	508
9909-HCSD.....	508
9909-HD.....	508
9909-RD.....	508
9909-SD.....	508
9910.....	507

Order No. Page(s)

9910-03.....508
9910-10.....507
9910-11.....511
9910-25.....507, 508
9910-D.....507
9910-EF.....520, 524
9911-10.....507
9911-20.....507
9911-29.....533
9911-29S.....533
9911-C.....507
9911-CV.....507
9911-HC.....507
9912-C.....507
9912-CV.....507
9912-D.....507
9912-EF.....520, 524
9912-HC.....507
9920.....506
9933.....550
9933-21.....550
9933-21S.....550
9933-S.....550
9935.....551, 556
9935-BHTX54V.....551
9935-BHTX81V.....551
9935-BLW.....551
9935-DLX.....551, 556
9935-DLXE.....556
9935-E.....556
9935-FIL.....551
9935-X54V.....556
9935-X81V.....556
9936.....551, 554
9936-BH7500.....551
9936-E.....554
9937-AFFADF.....552
9937-BHTG.....551, 552
9937-BHTWADF.....551, 553
9937-G.....551, 552
9937-WADF.....551, 553
9990.....511
9991.....511
9991-25.....591
9992.....511
AIR-ADFFA.....559
AIR-CL.....581
AIR-HEL.....581
AIR-SH.....581
AIR-WHA-04.....581
AIR-WHA-10.....581
AP-1.....557
AP1K-A-4500V.....557
AP1K-AIRSH.....557
AP1K-V-BFFVX.....557
AP1K-V-X81VX.....557
AP-4500V-AIR.....557
AP-AFI-01.....557, 562
AP-AIRDUCT-01.....558, 559, 560, 561, 562
AP-AR-SH.....558, 559
AP-BAT-03.....557, 562
AP-BFFVX-1500.....557
AP-BLW-02.....557, 562
AP-BT3-FR.....562
AP-BTC-03.....562
AP-CHG-03.....557, 562
AP-FIL-03-12.....557, 562
AP-FIL-03-4.....557, 562
AP-FIL-04-10.....557, 562
AP-HFS-01.....560, 561, 562
AP-HFS-02.....558, 559
AP-HFS-03.....560, 561, 562
AP-HG-K.....558, 559, 560, 561

Order No. Page(s)

AP-QCFS-K1.....560, 561
AP-SA-01-2.....557, 562
AP-SWB-01.....558, 559, 560, 561
AP-WBT-01.....557
AP-WBT-02.....557
AP-WBT-EXT.....557
AP-X81VX-1500.....557
BAG-CANVAS-01.....579
BAG-HELMET-01.....579
BFFVX.....568
BFFVX-1500.....571, 574
BFFVX3-1800.....571, 575
BG-1.....580
BG1-2CL.....580
BG2-2CL.....580
BG4-K.....580
BG-FF-5.....580
BG-FF-8.....580
BG-FL.....580
CA-CAC-02.....557, 579
CAR-CS.....578
CAR-SCR.....578
CG-01.....579
D-HOL-1.0.....599
D-HOL-1.5.....599
D-HOL-2.0.....599
D-HOL-2.5.....599
D-HOL-3.0.....599
FLV-0815040-10.....581
FLV-0815040-100.....581
FLV-0815060-10.....581
FLV-0815060-100.....581
FS-CH.....581
FSHHA-01.....582
FSHHA-02.....582
FSHHA-03.....582
G-ACT-A1101.....598
G-ACT-B1204.....598
G-CLIP-05.....599
G-COR-A1301.....598
G-FLY-A1101.....598
G-FLY-A1301.....598
G-FLY-B1202.....598
G-HOL-A1501.....599
G-HOL-B1205.....599
H-0300.....570
HH-T1-OR.....582
HH-T1-WR.....582
HH-T1-YR.....582
HH-T2-OR.....582
HH-T2-WR.....582
HH-T2-YR.....582
MA000.....430
MTA001.....430
MTA002.....430
MTA003.....430
MTA004.....430
MTA005.....430
MTA006.....430
MTA007.....430
MTA008.....430
NV20-00.....546
NV20-00H.....546
NV20-00HC.....546
NV20-00LP.....546
NV20-16.....546
NV20-17.....546
NV30-00.....545
NV30-00H.....545
NV30-00HC.....545
NV37-25.....545
RSA001.....430
RSA002.....430

Order No. Page(s)

RSA003.....430
RSA004.....430
RSA005.....430
RSA006.....430
RSA007.....430
RSA008.....430
S240-10.....567
S240-10/11.....567
S240-10/11-0300.....570, 572
S240-10-0300.....570, 572
S240-11.....567
S240-11/12.....567
S240-11/12-0300.....570, 572
S240-12.....567
S240-8.....567
S240-9.....567
S450-10.....567
S450-11.....567
S450-12.....567
S450-9.....567
S540-10.....567
S540-11.....567
S540-12.....567
S540-9.....567
SE-1000.....596
SE-1001.....596
SE-1002.....596
SE-1003.....596
SE-1004.....596
SE-1005.....596
SE-1006.....596
SE-1007.....596
SE-2000.....597
SE-2001.....597
SE-2003.....597
SE-2004.....597
SE-2005.....597
SE-2006.....597
SE-2007.....597
SE-2008.....597
SE-2100.....597
SE-2150.....597
SE-2200.....597
SE-2250.....597
SE-2300.....597
SE-7000.....597
SE-7001.....597
SE-7002.....597
SE-7003.....597
SE-7004.....597
SE-7008.....597
SE-7009.....597
SS240.....567
SS240-0300.....570, 572
SUHHA-02.....582
SUHHA-03.....581
TS240-10.....567
UHHA-01.....582
UML-100.....577
UML-150.....577
UML-200.....577
UML-250.....577
UML-300.....577
V-1500.....571
VML-100.....577
VML-150.....577
VML-200.....577
VML-250.....577
X450V.....568
X54V.....568
X54V-1500.....571, 574
X54Vi.....568
X54Vi-1500.....571, 574

Order No. Page(s)

X81VX.....561, 568
X81VX-1500.....571, 574

Authorized service centers

Mechanical product lines

ALBERTA

Calgary

INDUSTRIAL POWER TOOL MAINTENANCE LTD

4115 64 Ave SE #8, Calgary, AB T2C 2C8
403 261-0780

Edmonton

CELTIC INDUSTRIAL TOOLS & REPAIR LTD

5736 103a St NW, T6H 2J5
780 431-0970

DAN'S POWER TOOL REPAIR SERVICE INC.

8153 Wagner Rd. NW, T6E 4N6
780 490-1955

QUALITY TOOL REPAIR LTD

11216 - 156 St., T5M 1Y3
780 702-1686

BRITISH COLUMBIA

Burnaby

PROTOOL SALES & SERVICE LTD

109-3070 Norland Avenue, V5B 3A6
604 299-6664

Kelowna

CENTRAL ELECTRIC MOTOR REWIND LTD

104-1765 Springfield Rd., V1Y 5V5
250 860-4415

Mission

ROB'S TOOL SERVICES

12325 Cardinal Place, V4S 1L3
604 374-1830

Port Coquitlam

ROB'S TOOL SERVICES C/O R.J. GAS LTD

404-1952 Kingsway, V3C 1S5
604 374-1830

Richmond

PROTOOL INDUSTRIAL SALES & SERVICE LTD

160-11960 Hammersmith Way, V7A 5C9
604 271-3220

MANITOBA

Winnipeg

ATHENA SMALL EQUIPMENT REPAIR

1474 Wellington Ave., R3E 0K5
204 786-1900

ACCUTOOL INDUSTRIAL SOLUTIONS

532 Berry St., R3H 0R9
204 772-6523

NEWFOUNDLAND

St. John's

RIDEOUT TOOL & MACHINES INC.

222 Kenmount Rd., A1B 3R2
709 754-2240

NOVA SCOTIA

Dartmouth

DEITER'S TOOL & SAW SERVICE LTD

109 Ilsley Ave., Unit 10, B3B 1S8
902 468-4888

ONTARIO

Barrie

TONY'S POWER TOOL & VACUUM SERVICE

59 Bellfarm Rd., L4M 5G1
705 726-1142

Bradford

BRADFORD RENTAL SALES & SERVICE LTD

192 Bridge St., L3Z 3H2
905 775-7101

Brantford

TOLHURST POWER TOOL REPAIR

53 Hill Ave., N3R 4G8
519 755-6277

Chelmsford

BRS BATTERY LTD

3450 Highway 144 North, P0M 1L0
705 855-0473

Concord

CONCORD HARDWARE

374 Bowes Rd., L4K 1K1
905 669-9914

Cornwall

D-TECH POWER TOOL SERVICE

1112 Marleau Ave., K6K 2W8
613 938-9157

Hamilton

ACTIVE TOOL REPAIR

955 Barton St. E., L8L 3C4
905 545-7646

Innerkip

KC'S REPAIR CENTER

156 Blandford St., N0J 1M0
519 469-3351

Kitchener

RMW ELECTRIC INC.

350, Shirley Ave., Unit No. 6, N2B 2E1
519 744-1821

London

PRYDE INDUSTRIAL INC.

542 187 Exeter Rd., N6L 1A4
519 690-1111

Millbank

MILLBANK HARDWARE

7003 Raymond Drive, N0K 1L0
519 595-4212

Mississauga

MISSISSAUGA REPAIR CENTER

3120 Glen Erin Drive, L5L 1R6
905 828-1565

ORIGINAL POWER TOOL CO. LTD

7508 Bath Rd., L4T 1L2
905 612-8252

North Bay

GATEWAY PROFESSIONAL TOOLS

790B Cassells St., P1B 4A4
705 495-4906

Ottawa

OTTAWA FASTENER SUPPLY LTD
2205 Robertson Rd., K2H 5Z2
613 828-8399

Sarnia

SERV A TOOL & REPAIRS LTD
504 McGregor Side Road, N7T 7H5
519 344-8837

Scarborough

GEORGE POWER TOOL SERVICE INC.
1365 Morningside Ave., Unit 11
M1B 4Y5
416 286-3933

St. Catharines

A & A POWER TOOL REPAIR LTD
10-A Nihan Drive, L2N 1L1
905 646-4881

Toronto

IMPACT TOOLS & SUPPLIES
1170 The Queensway, M8Z 1R5
416 255-7789

QUÉBEC

Alma

**RÉPARATION INDUSTRIELLE
LAC ST-JEAN**
1950, ave. Lamountain Nord, G8B 4Y1
418 668-3350

Anjou

DORSON LTÉE
8551, boul. Parkway Blvd, H1J 1N1
514 351-0160

Beloil

OUTILLAGE PLACIDE MATHIEU INC.
670, rue Picard, J3G 5X9
450 467-3565

Chicoutimi

J. SIROIS ÉLECTRIQUE INC.
2203, rue Roussel, G7G 1W4
418 543-3308

PNEUMATIQUE RG

1171, rue de la Manic, G7K 1A1
418 545-3609

Drummondville

DOCTEUR DE L'OUTIL INC.
2405, rue St-Pierre, J2C 5A7
819 478-1109

Granby

FIXACLOUS INC.
625, rue Cowie, J2G 3X4
450 378-0049

Laval

SERVICE D'OUTILS F.G.L. INC.
949, rue Michelin, H7L 5B6
450 972-7979

Marieville

OXYMAX INC.
115, ch. du Ruisseau St-Louis O.
J3M 1P7
450 460-7255

Matane

ROLAND DUMAS (1997) INC.
147, rue Thibeault, G4W 2V8
418 562-4947

Mont-Laurier

**CENTRE DE RÉPARATION
LÉON GRENIER INC.**
1260, boul. A. Paquette, J9L 1M7
819 623-3740

Mont-Royal

OUTIL PAC INC.
5895, ave. Andover, H4T 1H8
514 733-3555

Montmagny

**RÉPARATION ÉLECTRIQUE
MONTMAGNY INC.**
170, 4^{ème} rue, G5V 3L5
418 248-2072

Montréal

BIO-TECH J.A.
514 703-8083
Bio-Circle products, QC & ON only

INOLEC INC.

100, rue De Port Royal E., H3L 1H7
514 384-9021

J. CARRIER FOURNITURES INDUSTRIELLES

100 rue de Port Royal Est, H3L 1H7
514 384-9021

Plessisville

SERVI MAX
1124, rue St-Calixte, G6L 1N8
800 567-3186

Québec

CLINIQUE D'OUTILLAGE M.P. INC.
3075, boul. Wilfrid-Hamel
Suite 107, G1P 4C6
418 877-3371

RÉPARATION D'OUTILS RAYMOND MARTEL INC.

2025, rue Lavoisier, bur. 180, G1N 4L6
418 681-9444

Rouyn Noranda

ATELIER REPAR ENR.
47, ave. De la Matapédia, J9X 1R4
819 762-4446

ÉQUIPEMENTS TNO (2005) INC.

325, boul. Industriel, J9X 6P2
819 764-3221

Sept-Îles

DISTRIBUTIONS JRV INC.
5, rue Regnault, G4R 3R4
418 962-6249

Sherbrooke

DO-MAR ÉLECTRIQUE INC.
1136, rue King E., J1G 1E4
819 563-2234

St-Antoine

ALAIN MAILLOUX DYNATECH
788, ch. Rivière-Verte, G0L 2J0
418 867-3811

St-Georges-de-Beauce

VEILLEUX & FILS INC.
3195, boul. Dionne, G5Y 5E6
418 228-6207

St-Jean-sur-Richelieu

MOTEURS ÉLECTRIQUES ST-JEAN INC.
505, rue St-Jacques, J3B 2M1
450 347-3265

Trois-Rivières

BEL-OUTIL ENR.
1200, rue Dubord, G8T 9C7
819 378-0237

Val d'Or

HYTEX 85 INC.
1721, ch. Sullivan, J9P 1M7
819 825-1475

Ville-Marie

TEMLAC LTÉE
43, rue des Oblats N., J9X 1J1
819 629-3143

SASKATCHEWAN

Saskatoon

SASK TOOL REPAIR LTD
311A 47th St. E., S7K 5H2
306 244-9981



Allegro Industries
1360 Shiloh Church Rd
Piedmont, SC 29673

Toll Free Phone: 800-622-3530

-  AllegroIndustries
-  allegro-industries
-  AllegroIndustries



Drillco Cutting Tools
13011 S. Choctaw Dr.
Baton Rouge, LA 70815

Toll Free Phone: 800-851-3821
Toll Free Fax: 800-315-9225
sales@drillco-inc.com



Triumph Twist Drill
1 Southwest 7th Street
Chisholm, MN 55719

Toll free: 800-942-1501
Phone: 218-263-3891
Fax: 218-263-3887
customerservicetd@mntwist.com



**Walter Surface Technologies
Montreal**

5977 Trans Canada Highway
Pointe-Claire, Quebec H9R 1C1
Tel.: 514 630-2800
Toll free: 1 800 363-7368
Fax: 514 630-2825

Toronto

151 Superior Blvd., Unit 12
Mississauga, Ontario L5T 2L1
Tel.: 905 795-8555
Toll free: 1 888 821-9444
Fax: 905 795-8558

Edmonton

18527 – 104 Avenue NW
Edmonton, Alberta T5S 2V8
Tel.: 780 451-2053
Toll free: 1 866 435-1271
Fax: 780 453-1589

Vancouver

1-1595 Cliveden Ave. West
Delta, British Columbia V3M 6M2
Tel.: 604 540-4777
Toll free: 1 877 366-9258
Fax: 604 540-4778
Fax toll free: 1 877 329-9258

**FOR PRODUCT INFORMATION OR A
DEMONSTRATION AT YOUR FACILITY**


CALL TOLL FREE 888 592-5837
csr@walter.com • walter.com

-  WalterSurfaceTech
-  Walter-Surface-Technologies
-  @waltersurfacetech
-  TheWalterNetwork

MEMBER OF:



6 62980 36342 3



98E084

AVAILABLE AT: